

Bosch ADS Software Update – April 2024

Ver 5.18

<https://www.boschdiagnostics.com/diagnostic-systems>

Version 5.18 update includes more model year **2024** vehicle coverage and additional **ADAS** calibrations with over 6000 new special tests.

Software enhancements include **controller consolidation for Honda Body systems** improving user experience and efficiency.

Additional updates and enhancements for **ADS 525X and 625X** products:

- On-Tool **User feedback**
- **New CANFD support** for Jeep vehicles
- **Faster DTC Scans** across various makes
- Improved **DTC Descriptions**

Software and coverage feature details provided in these release notes.



ADS X

ADS

Coverage Highlights (Coverage Details start on Page 3)

2024 Coverage added – DTC, Data support and Bi-Directional functions

- **Acura** – TLX
- **Chevrolet** – Express 4500
- **Lexus** – LX600, RZ300e
- **Subaru** – BRZ, Impreza
- **Toyota** – Mirai
- **New CANFD protocol support for Jeep vehicles** (525X/625X)

Multiple Models and Years Coverage added - Bi-Directional functions

ADAS* – New ADAS calibration coverage:

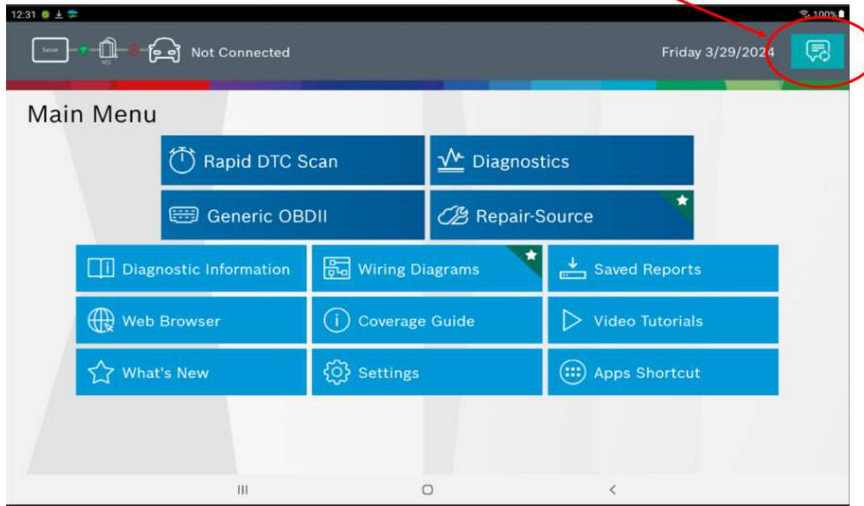
- **2021 Coverage:**
 - BMW – M240i xDrive (F22/F23)
 - GMC – Savana 4500
- **2023 Coverage:**
 - Audi – S7 Sportback, SQ7
 - Lexus – RC-F, RC300, RC350, RX500h
 - Subaru – Ascent, Legacy, Outback
- **2024 Coverage:**
 - Chevrolet – Express 4500, Traverse Limited
 - Ford – Bronco, Escape, E-Transit, Mustang, Transit-150, Transit-250, Transit-350 & HD
 - Infiniti – Q50
 - Jeep – Gladiator
 - Lexus – RC-F, RC300, RC350, RX500h
 - Lincoln – Aviator
 - Ram – ProMaster 1500, ProMaster 2500, ProMaster 3500
 - Subaru – Ascent, Legacy, Outback, Crosstrek, Impreza

**All Dynamic ADAS calibrations are included in standard ADS Tool Subscription. Static calibrations that require ADAS targets and fixtures require additional ADAS Subscription used with ADS 625/625X.*

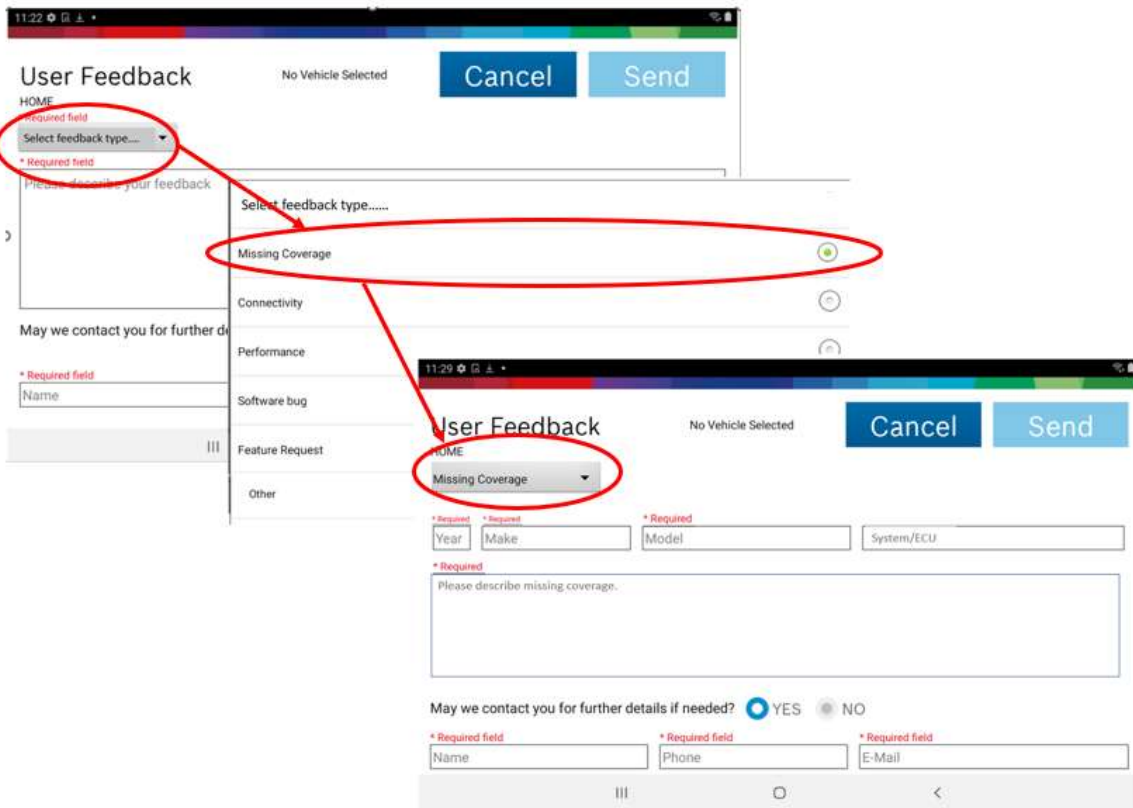
Software Highlights

On-Tool User Feedback (525X/625X) – report product feedback/issues instantly and directly from tool helping make continuous improvements get delivered faster in software updates.

- To start a feedback, find and click the User Feedback icon located on the **top right corner** of most screens within the software application.



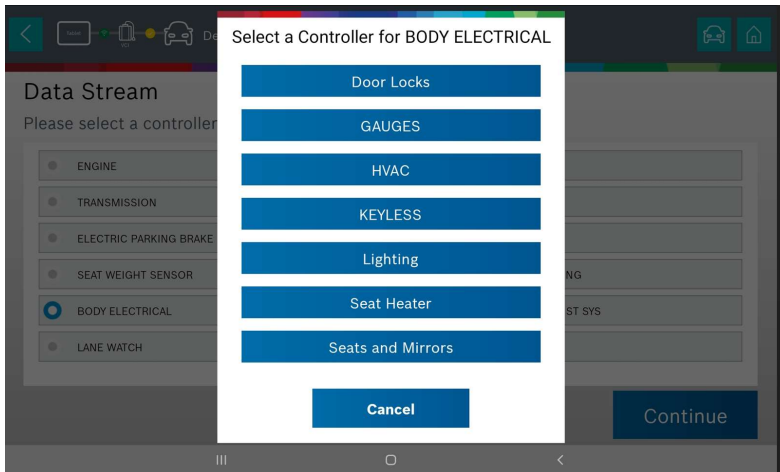
- Feedback Type** will present various categories for selection and present relevant fields for data entry. Example of "Missing Coverage" flow shown below.



Software Highlights (con't)

Honda Body Systems – consolidation of Honda Body systems improves efficiency by categorizing systems into selectable groups, following closer to OE diagnostic standards.

- Upon selection of the Body system, the following groups are presented for quicker selection of desired system, example below:



New Coverage Details – USA Domestic

New Chrysler/Dodge/Jeep/Ram Coverage

- Added coverage for 60 new system applications (525X/625X only)
- **189 new Adjustment type special tests:**

ABS Bleed Brakes, ABS Initialization, ABSO Initialization, Active Grill Shutter Replaced, Actuator Calibration, AFLS Calibration, Auto Door Lock, Auto Door Lock Routine, Auto High Beam Demo Mode Test, Automated Bleed, AUTOMATIC DOOR UNLOCK SELECT, Bleed Brakes, Brake Bleed (3 Channel), Brake Bleed Procedure, Brake Pedal Calibration, Brake Pedal Learn, Calibrate Liftgate, Calibration Routine, CAM Crank Relearn Routine, Change Country Code, Change Language Preferences, Change Measurement Units, Channel Output Test, Check PCM VIN, Clear All Learned Seat Parameters, Clear DEF Pump Learned Offset Values, Clear Engine Auto Restart Crank Counter, Clear Learning Value, Clear Stored Accumulated Fuel Mass, Clear TPM Sensor Rolls Test Results, Clear Variable Line Pressure Counters, Closed Coupled Replacement, Configure License Plate Size, Coolant Three Way Valve, Coolant Three Way Valve Replaced, Diesel Particulate Filter Regeneration, Diesel Particulate Filter Replacement, DPF Pressure Sensor Reset, DPF Regen, DPF Replacement, Driving Regeneration Request, Dual Alternator Enable/Disable, Dual Fuel Tank Enable / Disable, ECU Replacement With Value Transfer, EGR Coolant Regeneration, EGR Low Pressure Learn, EGR System Test, EGS Initialization, ELSD Quicklearn, Emissions Rolls Test Mode, Enable / Disable Vehicle Features, Enable/Disable Front Seat Video, Enable/Disable Seatbelt Minder Chime, Engine Idle Shutdown Feature Enable/Disable, EPB Service Procedures, ETC Pedal Learn, Exhaust Phaser 1 Cleaning, Exhaust Phaser 2 Cleaning, Exit in Plant Mode, Exit Shipping Mode, FCM Enable Emissions Rolls Test Mode, Fleet Pin Reset, Front Axle Disconnect Feature, Headlamp Leveling, High Temp Cabin

Valve Cal/Test, HVAC Actuator Calibration Test, Hydraulic Prove Out Test, Idle Shutdown Timer Adjustment, Idle Speed Set Point, Initialize ABS, Initialize Cluster Configuration w/o Odometer Affect, Initialize CVT, Initialize ORC, Initializing ECU, Injector Quantity Adjustment, Intake Phaser 1 Cleaning, Intake Phaser 2 Cleaning, Key FOB Identification, Key Fobs Linked To Memory, KeySense PIN Reset, Learn ETC, Light Rain Sensor Calibration, Light Rain Sensor Re-adaption, Low Temp Coolant Fill - Active Pump, Low Temp Coolant Fill - Passive Pump, Manual DPF Regeneration, Manual Hard Drive Back-up, Manual Logistic Mode Procedure Enable, Mass Air Flow Sensor Initialization, Microphone Output Short Test, Microphone Tone Test, Mobile Desoot - No Minimum Required Soot Load, Most Recent Cool Down Test Results, Multi-Channel Configuration Tone Test, New Engine Installed, Non-Volatile Memory Reset, OCM System Verification Test, Oil Change Light Reset, Oil Change Monitor Type, Oil Life Restore, P2262 Fault Diagnosis Test, Program Engine Serial Number, Program Tire Sensor Identifications, Program Tire Size, Program Variant Coding, PTO RPM Adjustment, PTO Settings, Quick Learn, Quick Learn Routine, Quicklearn 62TE, Quicklearn Non RFE, Quicklearn RFE, RAM Active Air Box Calibration, Remote Start Temporary Disable, Reset Adaptive Values, Reset After Replacement Of Lambda Sensor, Reset Aftertreatment Trip Info Accumulators, Reset Clutch Capacity Adaption, Reset Duty Cycle Accumulators, Reset ECU, Reset Enhanced Automatic Oil Change Indicator, Reset Error Free Operation Time to 40 Hours, Reset Fuel Pressure Limit Valve Accumulators, Reset H2O Lamp, Reset High Voltage Cable Open DTC, Reset Injector Compensation Values, Reset Memory, Reset Memory Adapter - Adaptive Numerator, Reset Memory Adapter - All Adaptive Memory, Reset Memory Adapter - Engine Runtime, Reset Memory Adapter - Fuel Adaptives, Reset Memory Adapter - Fuel ShutOff Reason, Reset Memory Adapter - Minimum TPS, Reset Nox Absorber Counts Accumulators, Reset of Lambda Values, Reset of SCR Long Term Adaptation Factor, Reset Parameters to Default, Reset Regen Filter Timers, Reset SCR Mileage Counter to 200 Miles, Reset Trip Information Accumulators, Reset VCM Adaptives, Reset Zero Fuel Quantity Calibration, Resolver Offset Learn, Restore Customer Programmable Features, Rollover Detection, SCR DEF Tank Fluid Level Filter Reset, SCR System After ECU Replacement Procedure, SCR System Catalyst Reset, SCR System Dosing Module Replacement, SCR System Pressure Line Replacement, SCR System Tank or Pump Replacement, SCR System Wiring Harness Replacement, Seatbelt Alert System, Sensor Wiring Test, Service DPF Regeneration Routine, Service Procedures, Set Axle Type, Set Max Cruise Speed, Set Max Vehicle Speed, Set Pinion Factor, Set Ride Height Level, Snorkel Output Test, Standardization, Stationary Desoot (DPF Regen), Store Learned TCU Adaptives, System Air Mass/Pressure/Ride Height Readings, TCC Break In, TCM Reset Learned Adaptives Routine, Tip Start Temporary Disable, Tire Pressure Sensor Registration, TLC Learn, Tri Zone Actuator Calibration, Turbo Actuator Pre-Align / Self Calibrate, Turn off Gain Mode Override, Update Pressure Thresholds, Valve Body Solenoid Learn, VG Turbo Charger Cleaning Procedure, VG Turbo Cleaning Effective Validation, VGT Actuator PreAlign And Calibration, VGT Learn, VGT Sector Gear Hysteresis Test, View/Reset DOC After Treatment Over Temp Events, View/Reset DPF After Treatment Over Temp Events, View/Reset Duty Cycle Maps, View/Reset NAC After Treatment Over Temp Events, VIN Lock, Write Pinion Factor, Write VIN

1707 new Actuation type special tests:

1st Gear Brake Torque, 1st Gear Clutch Slip Test, 1st Gear Clutch Test (62TE), 1st Gear Clutch Test (Non-RFE), 1st Gear Clutch Test (RFE), 2/4 Clutch Volume Index Check, 2-3 Skip Shift Solenoid Control State, 2-4 Solenoid, 2-4 Solenoid State, 2C Or 2-4 Solenoid, 2nd Gear Brake Torque, 2nd Gear Clutch Slip Test, 2nd Gear Clutch Test (62TE), 2nd Gear Clutch Test (Non-RFE), 2nd Gear Clutch Test (RFE), 2nd Prime Brake Torque, 2nd Prime Gear Clutch Slip Test, 2nd Prime Gear Clutch Test (RFE), 3rd Gear Brake Torque, 3rd Gear Clutch Slip Test, 3rd Gear Clutch Test

(62TE), 3rd Gear Clutch Test (Non-RFE), 3rd Gear Clutch Test (RFE), 4 Low Indicator, 4C Solenoid, 4C Solenoid State, 4th Gear Clutch Test (62TE), 4th Gear Clutch Test (Non-RFE), 4th Gear Clutch Test (RFE), 4WD, 4WD Auto, 4WD AUTO Indicator, 4WD Indicator, 4WD LED, 4WD Lock Indicator, 4WD Low, 4WD Neutral Indicator, A/C, A/C Clutch Relay Control State, A/C Compressor Clutch Relay Control State, A/C Fixed Disp Compressor, A/C Indicator, A/C Select, A/C Variable Disp Compressor, ABS, ABS Failure Lamp, ABS fault Lamp, ABS Lamp, ABS Light, A-C Button, AC Clutch Relay - Control State, A-C Compressor Clutch Relay Control State, AC Discrete, AC emergency shut off, AC Indicator, A-C INDICATOR, AC Off For Vehicle Manoeuvring, AC Request, A-C Request, A-C Select, ACC Enter In-Plant Mode, Activate Driver and Passenger Head Restraints, Activate Fuel Lift Pump, Activate TPM High Gain Mode, Active Booster Solenoid, Active Exhaust Valve 1, Active Exhaust Valve 2, Active Grill Shutter Test, Actuate All Heaters, Actuate All Seat Heaters, Actuate All Vents, Actuates Brake Trans Shift Interlock Sol, Actuator Position, Actuator Test For SCR Device Relay, Actuator Test For Scrdevrly, Actuator Test Of Urea Back Flow Pump Actuator, Adjustable Pedal Disable Relay, Adjustable Pedal State, Aftertreatment System Performance Test, Air Bag, Air Bag Lamp, Air Bag Light, Air Condition, Air Condition Relay Control, Air Conditioner Shut Off (Clutch), Air Dam Test, Air Suspension Leakdown Test, All Doors Locks, All Doors/Central Locks, All Doors-Central Locks, All Indicators, Alternator Current Limit, Alternator Field Control, Alternator Field Control State, Alternator Field Duty Cycle, Alternator Field Duty-Cycle, Alternator Field Test Routine, Alternator Full Field Test, Alternator Output Voltage Setpoint, Alternator Test, Alternator Voltage Control Lamp, Alternator Voltage Set Point Value, Ambient Temperature, AMP Output Short Test, ANC Output Short Test, Antenna Loop Test, Antenna Power, Antenna Power State, Anti-Theft Enable Status, APM Status, Approach Light State, ASD Relay Control State (Left Bank), ASD Relay Control State (Right Bank), Assist Call Button Green LED, Assist Call Button Red LED, Assist Call Green Day PWM, Assist Call Green LED Control PWM, Assist Call Green Night PWM, Assist Call Red Day PWM, Assist Call Red LED Control PWM, Assist Call Red Night PWM, ATMM Left Actuator Command -%, ATMM Left Actuator Command -Degrees, ATMM Left Actuator Command -Hz, ATMM Right Actuator Command -%, ATMM Right Actuator Command -Degrees, ATMM Right Actuator Command -Hz, Audio Routing, Audio Test, Audio Test For Subwoofer Specific, Audio Video Signal Detection, AUTO Button, Auto Door Unlock Routine, Auto Indicator, AUTO LED, Auto Shutdown (ASD) #1 Relay Control State (Left Bank), Auto Shutdown (ASD) #2 Relay Control State (Right Bank), Auto Shutdown (ASD) Relay Control State, Auto Shutdown Relay, Auto Shutdown Relay Control State, Autostick Test, Auxiliary Coolant Pump, Auxiliary Fuel Pump, Average Ambient Temperature, AWD System Switch, BACK button, Background LED Illumination Level, Background LED State, Backlight 1 Level, Backlight 2 Level, Backlight 3 Level, Backlight 4 Level, Backlight 5 Level, Backlight 6 Level, Backlight 7 Level, Backlight 8 Level, Backlight Control, Backlight Control-Backlight PWM1, Backlight Control-Backlight PWM2, Backlight Control-Backlight PWM3, Backlight Control-Backlight PWM4, Backlight Control-Backlight PWM5, Backlight Control-Backlight PWM6, Backlight Control-Blue Driver/Passenger Temp Down, Backlight Control-Display PWM, Backlight Control-HVAC Recirc/AC/Front Def/Rear Def, Backlight Control-LED Jewel Indicator auto, Backlight Control-LED Jewel Indicators excluding Auto, Backlight Control-Red Driver/Passenger Temp Up, Hazard, Backlight Control-Sapphire Blue Enter/Mute Knobs, Backlight Control-Sapphire Blue HVAC Auto/Fan Off, Backlight Control-Sapphire Blue Knob Halo Rings, Backlight Control-Sapphire Blue Lower Row Switchbank Buttons, Backlight Control-Sapphire Blue Screen Off, Back Buttons, Backlighting Test, Backlighting: Driver Temp Down, Pass Temp Down, Backlighting: Driver Temp Up, Pass Temp Ujp., Backlighting: Knob Halo White Backlighting, Backup Alarm, Baggage Lamps, Balance Settings, Baro Read Solenoid Control State, Bass Settings, Battery Bad (Red), Battery Charge LEDs, Battery Coolant Heater, Battery Coolant Pump, Battery Good (White), Battery LED 1, Battery LED 2, Battery LED 3, Battery LED 4, Battery LED 5, Battery LED 6, Battery LED 7,

Battery LED 8, Battery LED 9, Battery Voltage LEDs, Battery Voltage Output, Bed Lamp, Bilevel Indicator, Blind Spot Indicator State, Blower Motor, Blower Motor Speed, Blue Cooled Seat Indicators, Blue Heated Seat Indicators, Blue Temperature Bar, Boost Low Pressure Actuator, Boost Pressure, Boost Pressure Actuator, Boost Pressure Solenoid, Both Headlamps Max High Position, Both Headlamps Max Low Position, Brake Indicator, Brake Light, Brake State Output, Brake Switch, BRAKE Text, Brake Warning Lamp, BSM State, BTSI Coil Output Control, BTSI Control, BTSI Solenoid, Bussed SRS Indicator Lamp Request, Button 11 (Spare), Button 14 (Spare), Button 15 (Spare), Button 16 (Spare), Button 24 (Spare), Button 6 (Spare), Button 7 (Spare), Button 8 (Spare), Button Indicators, Buttons Control, Buttons/Encoder Control-Button 1 (Front Defrost), Buttons/Encoder Control-Button 10 (FCW), Buttons/Encoder Control-Button 12 (Back), Buttons/Encoder Control-Button 13 (Screen Off), Buttons/Encoder Control-Button 14 (ESP), Buttons/Encoder Control-Button 16 (PTS), Buttons/Encoder Control-Button 17 (Mute), Buttons/Encoder Control-Button 18 (Enter), Buttons/Encoder Control-Button 19 (Rear Defrost), Buttons/Encoder Control-Button 2 (Driver Temp Up), Buttons/Encoder Control-Button 20 (Passenger Temp Down), Buttons/Encoder Control-Button 21 (Auto), Buttons/Encoder Control-Button 22 (Driver Temp Down), Buttons/Encoder Control-Button 23 (Recirc), Buttons/Encoder Control-Button 3 (Fan Off), Buttons/Encoder Control-Button 4 (Driver Temp Up), Buttons/Encoder Control-Button 5 (AC), Buttons/Encoder Control-Button 9 (Eco), Buttons/Encoder Control-Rotary 1 Detents (Volume), Buttons/Encoder Control-Rotary 1 Direction (Volume), Buttons/Encoder Control-Rotary 2 Detents (Fan), Buttons/Encoder Control-Rotary 2 Direction (Fan), Buttons/Encoder Control-Rotary 3 Detents (Tune), Buttons/Encoder Control-Rotary 3 Direction (Tune), Buttons/Encoder Control-Rotary 4 Detents, Buttons/Encoder Control-Rotary 4 Direction, Buzzer Control, Buzzer Output, Cabin Temperature Sensor, Cargo Lamp, Cargo Light, Cargo Light Indicator, Catalyst Efficiency Test, CEGR H-Bridge Valve Duty Cycle, Center High Mount Stop Lamp, Center Stop Lamp, Central high mounted Stop Light (CHMSL), Channel 1 Audio Control, Channel 10 Audio Control, Channel 11 Audio Control, Channel 12 Audio Control, Channel 2 Audio Control, Channel 3 Audio Control, Channel 4 Audio Control, Channel 5 Audio Control, Channel 6 Audio Control, Channel 7 Audio Control, Channel 8 Audio Control, Channel 9 Audio Control, Charge Air Cooler Coolant Pump, Charge Port Command CAN, Charge Port Command Hard Wired, Charge Port Lock Motor, Charge Port Request Tester, Charge Port Un-Lock Motor, Check Engine - MIL Lamp, Check Engine MIL Lamp, Check Engine-MIL (Malfunction Indicator Lamp), Check PCM Odometer, Chiller Shut-off Valve, Chime, CHMSL Lamp, Close Door, Clutch Output, Clutch Signal To ECM Output Control, CNG Indicator, CNG Injector Relay, CNG Shut Off Relay, CNG/Gasoline Forced Fuel Type, Cold Start Aid Driver 1, Cold Start Aid Driver 1 Output, Compressed Natural Gas, Compression Test, Compressor Circuit Test, Compressor Current, Control All Solenoids, Control the steering column, Convenience Lamps Load Shed, Convenience/Reading Lamp, Convenience-Reading Lamp, Convertible Top, Cool Down Test Routine, Coolant Bad Indicator, Coolant Fill, Coolant Fill Active Pump, Coolant Good Indicator, Coolant High Temperature Auxiliary Electric Pump, Coolant Temp LED 1, Coolant Temp LED 2, Coolant Temp LED 3, Coolant Temp LED 4, Coolant Temp LED 5, Coolant Temp LED 6, Coolant Temp LED 7, Coolant Temp LED 8, Coolant Temp LED 9, Coolant Temp LEDs, Coolant Temperature, Coolant Three Way Valve Test, Cooldown Test, Cooled EGR H-Bridge Valve System Test, Cooled Seat Driver High Indicator, Cooled Seat Driver Low Indicator, Cooled Seat Driver Med Indicator, Cooled Seat Passenger High Indicator, Cooled Seat Passenger Low Indicator, Cooled Seat Passenger Med Indicator, Cooler Bypass Valve, Cooling Valve Position, Courtesy Lamp Fade Position, Courtesy Lamps, CP3 Metering Pump, Crankcase Ventilation, Crankcase Ventilation Heater, Cyl 1 Deactivation Sol Cntrl State, Cyl 4 Deactivation Sol Cntrl State, Cyl 6 Deactivation Sol Cntrl State, Cyl 7 Deactivation Sol Cntrl State, Cylinder 1 Deactivation Solenoid Control State, Cylinder 4 Deactivation Solenoid, Cylinder 4 Deactivation Solenoid Control State, Cylinder 6

Deactivation Solenoid Control State, Cylinder 7 Deactivation Solenoid Control State, Cylinder Balance Test, Cylinder Performance, DC Clutch Volume Index Check, Dedicated DRL Lamp Left, Dedicated DRL Lamp Right, DEF (Reductant) Pressure Line Heater Test, DEF (Reductant) Return Line Heater Test, DEF (Reductant) Suction Line Heater Test, DEF (Reductant) Tank Heater Relay Test, DEF (Reductant) Tank Heater Test, DEF Dosing Injection Quantity, DEF Reductant Doser Prime Override Test, DEF Reductant Doser Pump Override Test, Defeat Engine ON, Defrost - Floor Actuator Position, Defrost Indicator, Diesel Cabin Heat 1, Diesel Cabin Heat 1 State, Diesel Cabin Heat 2, Diesel Cabin Heat 2 State, Diesel Cabin Heat 3, Diesel Cabin Heater #1, Diesel Cabin Heater #2, Diesel Cabin Heater #3, Diesel Cabin Heater 1, Diesel Cabin Heater 2, Diesel Cabin Heater 3, Diesel Cabin Heater 4, Diesel Fuel Heater Relay, Digital Inputs1 High Memory, Direct Gear Clutch Slip Test, Disable Level Control, Disable Passenger Airbag Lamp Request, Display Start Inhibit Data, Dome lamp output test, Door Ajar, Door Ambient Light State, Door Courtesy Lamp State, Door Handle Power Control, Door Handle Verification Test, Door Lock All, Double Start Override Relay, Downstream O2 Response Monitor, DPF Lamp, DPF Reset Option, D-Pillar Recline Switch forward, D-Pillar Recline Switch rearward, DR Solenoid, Driver Cooled Seat, Driver Door Unlock, Driver Heated Seat, Driver Side Seat Belt, Driver Temp Detents, Driver Temp Down Button, Driver Temp Rotary Direction, Driver Temp Up Button, DRL, DTI FUEL TRANSFER RLY, DTI LTR CLNT PMP, DTI SPRCHRGR BPV MOTOR, DTI VVL SOL1, DTI VVL SOL2, DTI VVL SOL3, DTI VVL SOL4, Dual Speed Fuel Pump Relay, Dual Speed Oil Pump, Dual Speed Oil Pump Status, Dual Tank Aux LP Relay, Duct Sensor - Floor Left, Duct Sensor - Floor Right, Duct Sensor - Panel Left, Duct Sensors -Panel Right, Duty Cycle Purge Solenoid, EAC Compressor Speed Request, Easy Entry/Exit, EBD Warning Light, EBL Indicator, EBL Status, EC Mirror State, E-Call Backlight LED, E-Call Button Backlight LED, E-Call Button Green LED, E-Call Button Red LED, E-Call Green Day PWM, E-Call Green Night PWM, E-Call Green Status LED, E-Call Red Day PWM, E-Call Red Error LED, E-Call Red Night PWM, ECC Percent Max Torque, ECO, ECO Button, ECO Indicator, ECO ON-OFF Indicator, ECVD Compressor PWM Command, ECVD Compressor PWM Command~ECVD Compressor PWM Command, EGR Cooler Bypass, EGR DC Motor Sol Vlv Recir Vlv, EGR Duty Cycle, EGR Hi Pressure Motor Test, EGR Positioner, EGR Self Test Routine, EGR Throttle Valve, EGR Throttle Valve (Service), EGR Valve Actuator Test, EGR Valve Replaced, EGR Valve Solenoid Duty Cycle, EL Illumination, ELCM Forced Monitor Test, Electric Fuel Pump, Electric Motor Control, Electric Thermostat Heater, Electric Thermostat Heater Solenoid, Electric Thermostat Heater Solenoid Duty Cycle, Electric Transmission Oil Pump, Electric Vacuum Pump, Electric Wastegate Valve, Electronic Stability Control, Electronic Stability Control Off, ELSD System Function Test, EMCC VLP Solenoid, Emergency Call Backlight LED PWM, Emergency Call Green LED PWM, Emergency Call Red LED PWM, Emissions Failure Lamp, Emissions Rolls Test Mode Is Active, Enable Hands Free Module, Engine After Run Coolant Pump, Engine Check Lamp [MIL], Engine Digital Fan 1, Engine Digital Fan 2, Engine Off Injector Toggle Test, Engine RPM Control, Engine Running Injector Kill Test, Engine Speed Output, Engine Temp LEDs, Engine Temperature, Engine Warm Up, Enter, Enter Button, Enter Plant Mode, EPB Auto Apply Control, EPB Drive Away Control, EPB Failure Lamp, EPB Function Lamp, EPB Service, EPB Switch Function LED, EPB Warning Light, EQ Loudness Test, ESC, ESC Disable Lamp, ESC Failure Lamp, ESC Indicator, ESC Malfunction Lamp, ESC Off, ESC OFF lamp, ESC ON-OFF Indicator, ESCL 12 Volt Feed Control, ESCL Unlock Control, ESIM Forced Monitor Test, ESM Power Supply, ESP button, ESP Light, ETC Indicator Test, ETC Lamp, ETC System Test, ETC Throttle Follower Test, EVAP Purge - Duty Cycle, EVAP Purge Valve, Evap Sensor Temperature, Evaporate Purge Control Solenoid Valve, Evaporator Sensor Temperature, Evaporator Temp Sensor, Evaporator Temperature Sensor, Exhaust Brake, Exhaust Brake Auto Green, Exhaust Brake Switch Lamp, Exhaust Brake Yellow, Exhaust Gas Cooler Bypass Valve, Exhaust Gas Recirc Positioner, Exhaust Gas Recirculation

Actuator, Exhaust Gas Recirculation Valve, Exhaust VVT, Extend Mileage With SCR Active Faults, Extended After Run, Exterior Lighting SW, Faceplate Controls, Faceplate Controls- U CONNECT, Faceplate Controls-AM FM, Faceplate Controls-AUDIO Push Button or AUDIO, Faceplate Controls-AUX, Faceplate Controls-BACK, Faceplate Controls-DISC, Faceplate Controls-Eject, Faceplate Controls-EJECT or OPEN/CLOSE, Faceplate Controls-FF or TUNE UP, Faceplate Controls-INFO, Faceplate Controls-LIST, Faceplate Controls-LOAD, Faceplate Controls-MEDIA, Faceplate Controls-Menu, Faceplate Controls-MUSIC TYPE, Faceplate Controls-NAV, Faceplate Controls-POWER ON Push Button, Faceplate Controls-PRESET 1, Faceplate Controls-PRESET 2, Faceplate Controls-PRESET 3, Faceplate Controls-PRESET 4, Faceplate Controls-PRESET 5, Faceplate Controls-PRESET 6, Faceplate Controls-RADIO or RADIO/MEDIA, Faceplate Controls-REPEAT PROMPT, Faceplate Controls-RW or TUNE DOWN, Faceplate Controls-SAT, Faceplate Controls-SCAN, Faceplate Controls-SET, Faceplate Controls-SET UP, Faceplate Controls-TIME, Faceplate Controls-VR BUTTON, FAD Feedback Voltage, FAD Lock Request, FAD Supply Voltage, Fade Settings, Fan Clutch PWM Duty Cycle Output, Fan Clutch Test, Fan Off Button, Fan Rotary Detents, FCW Button, Feature Pin, Fill Spring From Reservoir, First Pass Cool Down Test Results, First Row Driver Seatbelt Buckle Sensor-Switch, First Row Passengers Seatbelt Buckle Sensor-Switch, Flipper Glass, Flipper Glass 2, Floor Defrost Mode Actuator Degrees, Floor Defrost Mode Actuator Position, Floor Indicator, Foot Well, Foot Well/Halo Lamps, Foot Well-Halo Lamps, Frequency Step Selection, Front Blend Actuator Position, Front Blower Control, Front Blower Motor, Front Blower Speed, Front Blower State, Front Collision Off, Front Collision Off, Front Defrost, FRONT DEFROST button, Front Defrost Indicator, Front Fog, Front Fog Lamps, Front Mode (Defrost Door) Actuation, Front Mode 1 Actuator Position, Front Mode 1 Defrost Actuator Position, Front Mode 2 Panel Actuator Position, Front Mode Actuator Position, Front Mode Door Actuator Position, Front Off Road Camera Washer, Front Parktronic, Front Refrigerant Shut-off Valve, Front Washer, Front Wiper (High/Low), Front Wiper (High-Low), Front Wiper (On/Off), Front Wiper (On-Off), Front/Rear Washer, Front-Rear Washer, FS/LR Solenoid, Fuel Filter Heater, Fuel Filter Heating, Fuel filter water level warn lamp, Fuel Filter Water Level Warning Lamp, Fuel Gauge, Fuel Gauge Gaugepoint, Fuel Injector, Fuel Injector 1, Fuel Injector 1 Control State, Fuel Injector 2, Fuel Injector 2 Control State, Fuel Injector 3, Fuel injector 3 Control State, Fuel Injector 4, Fuel Injector 4 Control State, Fuel Injector 5, Fuel Injector 5 Control State, Fuel Injector 6, Fuel Injector 6 Control State, Fuel Injector 7, Fuel Injector 7 Control State, Fuel Injector 8, Fuel Injector 8 Control State, Fuel Injector Balance, Fuel Injector Cleaning, Fuel Level LEDs, Fuel Level Output, Fuel Metering Unit, Fuel Metering Unit Actuator, Fuel Pre Supply Pump, Fuel Pressure Override, Fuel Pressure Override Test, Fuel Pressure Regulated O/P (Bar), Fuel Pressure Regulator, Fuel Pressure Regulator Valve, Fuel Pressure Solenoid, Fuel Pump, Fuel Pump Relay, Fuel Pump Relay Control State, Fuel Quantity Solenoid, Fuel System Run Up Test, Functional LED Illumination Level, Functional LED State, Gas Injector Relay, Gasoline Indicator, Gated Park ZFII Output, Gated Park ZFII Output Control, Gear Position, Gear Selection, Generator Full Field Mode, Generator Full Field Test, Generator Ramp Time, Generator Speed Threshold, Glass Washer Front, Glass Washer Rear, Glow Indicator Lamp, Glow Lamp, Glow Plug, Glow Plug Relay Actuator, Glow Relay, Governor 3-4 Shift Valve, Grid Test, Hatch/Decklid Release, Head Rest Relay, Headlamp Leveling Switch, Headlamp Washer, Heated Seat Driver High Indicator, Heated Seat Driver Low Indicator, Heated Seat Driver Med Indicator, Heated Seat LED, Heated Seat Passenger High Indicator, Heated Seat Passenger Low Indicator, Heated Seat Passenger Med Indicator, Heated Steering Wheel, Heated Steering Wheel indicator, Heated Steering Wheel~Heated Steering Wheel, Height Sensor Check, HEV Belt-Driven Coolant Pump Clutch Relay, HEV Engine Aux Heater LIN Coolant Pump, HEV Engine Belt-Driven Coolant Pump Clutch Relay, HEV Fuel Tank Isolation Valve Solenoid, HEV TPIM Inverter LIN Coolant Pump, HFM VR Phone Switch, Hi Speed Fan State, HID Headlamps State, HID Output, High Beam, High Beam

Indicator, High Beam Light, High Pressure Fuel Rail Test, High Pressure Fuel System Test, High Pressure Set Point, High Speed Engine Cooling Fan Control, High Speed Fan, High Speed Rad Fan State, High Temp Aux Pump, High Temp Cabin Valve Rotation, High Temp Coolant Fill - Aux Pump, High Temp Shut-off Valve, High Voltage Battery Precharge Contactor Test, High Voltage Coolant Heater, Hill Descent Control Telltale, Horizontal Motor Backward/Forward, Horn, HPCR Duty Cycle, HPCR Duty Cycle Output, HVAC Cool Down Test, HVAC Self Test, H-W Switched 12 V Supply, Hydraulic Fan, I/O Control All-Limp Home Mode active, I/O Control All-Red Lamp, I/P Illumination, IAC Valve Solenoid Control State, ICR-HCR Relay, Idle RPM Test, Idle Speed Setpoint, Ignition Coil 1, Ignition Coil 10, Ignition Coil 2, Ignition Coil 3, Ignition Coil 4, Ignition Coil 5, Ignition Coil 6, Ignition Coil 7, Ignition Coil 8, Ignition Coil 9, Ignition Run, Ignition Run - Acc 1, Ignition Run - Acc 2, Ignition Run - Start, Ignition Run State, Ignition RUN/ACC 1, Ignition RUN/ACC 2, Ignition Run/Acc/PAD State, Ignition Run/Acc/SPAD State, Ignition RUN/START, Ignition RUN-ACC 1, Ignition RUN-ACC 2, Ignition RUN-START, Ignition Unlock/Run/Start State, Immobilizer Antenna Test, In Motion Menu, Indicator Control-A/C Indicator, Indicator Control-Auto Indicator, Indicator Control-FCW Indicator, Indicator Control-Front Defrost Indicator, Indicator Control-Indicator 1 (Auto), Indicator Control-Indicator 10 (SSO), Indicator Control-Indicator 11 (PPA), Indicator Control-Indicator 12 (LDW), Indicator Control-Indicator 2 (AC), Indicator Control-Indicator 3 (Recirc), Indicator Control-Indicator 4 (Front Defrost), Indicator Control-Indicator 5 (Rear Defrost), Indicator Control-Indicator 6 (ECO), Indicator Control-Indicator 7 (FCW), Indicator Control-Indicator 8 (Traction Control), Indicator Control-Indicator 9 (PTS), Indicator Control-LDW Indicator, Indicator Control-Park Sense Indicator, Indicator Control-Rear Defrost Indicator, Indicator Control-Recirc Indicator, Indicator Dimming, Initiate P2BA9 SCR Refill Monitor, Injector 1, Injector 2, Injector 3, Injector 4, Injector 5, Injector 6, Injector 7, Injector 8, Injector Kill (#1), Injector Kill (#10), Injector Kill (#2), Injector Kill (#3), Injector Kill (#4), Injector Kill (#5), Injector Kill (#6), Injector Kill (#7), Injector Kill (#8), Injector Kill (#9), Injector Kill (All Cylinders), Injector Kill Test, Inlet Metering Valve, Inlet Valve FL, Inlet Valve FR, Inlet Valve Left Front, Inlet Valve Left Rear, Inlet Valve LF(Normally Open), Inlet Valve LR (Normally Open), Inlet Valve RF (Normally Open), Inlet Valve Right Front, Inlet Valve Right Rear, Inlet valve RL, Inlet valve RR, Inlet Valve RR (Normally Open), Input Test, Instrument Panel Illumination, Instrument Panel Illumination Level Output, Intake Air Throttle Actuator, Intake Air Throttle Actuator Test, Intake Manifold Short Runner Valve (SRV) Solenoid Control State, Intake Manifold Short Runner Valve Solenoid, Intake Manifold Tuner, Intake Manifold Tuning Valve (MTV) Solenoid Control State, Intake Manifold Tuning Valve Solenoid, Intake Port Shut Off, Intake Throttle Duty Cycle, Intake Throttle Duty Cycle Output, Intake VVT, Inverter Enable Relay, Inverter Status Indicator, IOD RELAY ON LSD, I-P Illumination, IPC Self Test, IR Sensor Temperature, IRCM Heater, IRCM Relay Unlock Control, ITOS - Cabin Temperature, Key Pad Back Lighting, Key Removal Inhibit LOCK Control, Key Removal Inhibit UNLOCK Control, Keypad Backlight Control, KeySense, KIN ACC LED State, KIN Antenna Power, KIN LED Control, KIN OFF LED State, KIN RUN LED State, KIN Start/Stop LED State, KIN Start-Stop LED State, Knob Lock State, L/U And SEL On Off Solenoid, L/U Solenoid Current, Lamps Actuation-Left leveling actuator position, Lamps Actuation-Right leveling actuator position, Lane Departure Warning ON-OFF Indicator, Latch Motor Cinch Direction, Latch Motor Release Direction, LC Clutch Volume Index Check, LC Solenoid, LCD Display, LDP Pump Test, LDP Solenoid, LDW Warning Indicator, Leak Detection Pump, Leak Detection Pump Forced Monitor Test, LED A/C, LED Control-LED 1 (Auto Control), LED Control-LED 2 (EBL), LED Control-LED 3 (Front defrost), LED Control-LED 4 (recirc), LED Control-LED 5 (A/C), LED Headlamp Leveling, LED Intensity Output, LED LF Heated Seat, LED Rear Defrost, LED RF Heated Seat, LED Test - Damping Mode Automatic Active, LED Test - Damping Mode Hard / Sport Active, LED Test - Damping Mode Soft Active, Left Rear Tail/Park Lamp, Left Air Catcher LED, Left Auxiliary High Beam, Left Backrest Heat Seat Linear PWM Request -Output, Left Blend Actuator Degrees, Left Blend Actuator

Position, Left Cushion Heat Seat Linear PWM Request -Output, Left Day Light Lamp, Left Floor Duct Sensor, Left Front Fog Lamps, Left Front Inlet Valve, Left Front Inlet Valve Solenoid, Left Front Outlet Valve, Left Front Outlet Valve Solenoid, Left Front Park Lamp, Left Front Turn Lamp, Left Front Turn Lamp Output Status, Left Headrest Dump, Left Heated Seat, Left Heated Seat Lower Indicator, Left Heated Seat Upper Indicator, Left HID Lamp, Left High Beam, Left High Beam Shutter, Left High Beam State, Left Low Beam, Left Low Beam State, Left Panel Duct Sensor, Left Rear AUX Turn Lamp, Left Rear Fog Lamps, Left Rear Heated Seat Status, Left Rear Inlet Valve Solenoid, Left Rear Outlet Valve Solenoid, Left Rear Tail-Park Lamp, Left Rear Turn Lamp, Left Rear Turn Lamp (BUX), Left Rear Turn Signal Lamp Status, Left Rear Turn/Stop Lamp, Left Rear Turn-Stop Lamp, Left Reartail-Park Lamp, Left Recliner Switch, Left Reverse Lamp, Left Reverse Lamp 2, Left Reverse Lamp State, Left Seat Back Motor Adjustment, Left Seat Latch Motor Adjustment, Left Seat Stow Motor Adjustment, Left Side Markers, Left Signal Mirrors/Side Repeaters (BUX), Left Signal Mirrors-Side Repeaters (BUX), Left Signature Lamp, Left Solar Sensor Values, Left Trailer Tow Turn/Stop Lamp, Left Trailer Tow Turn-Stop Lamp, Left TT Turn Stop Lamp State, Left Turn Signal Indicator, Left Vent Seat Linear PWM Request -Output, Left Ventilated Seat Lower Indicator, Left Ventilated Seat Upper Indicator, LF Antenna Verification Test, LF Heated Seat, LF Heated Seat High, LF Heated Seat Low, LF Heated Seat Status, LF Power Window, License Plate Lamp, License Plate Lamp WK -Right Rear Rail Lamp WD, Lift Pump Relay, Liftgate Release Motor, Lin Module Data, Line Pressure Test, Linear Hall, Linear Solenoid A, Linear Solenoid B, Linear Solenoid C, Linear Solenoid D, Linear Solenoid E, Linear Solenoid F, Linear Solenoid G, Locate Learned Keys, LOCK 4WD, Low Fuel, LOW LED, Low Pressure Feed Valve 1, Low Pressure Feed Valve 2, Low Pressure Feed Vlv 1(Normal close), Low Pressure Feed Vlv 2(Normal close), Low Reverse Solenoid, Low Reverse Solenoid Mode Control, Low Speed Fan State, Low Speed Rad Fan State, Low Temp Active Pump, Low Temp Passive Pump, Low Temp Passive Pump 1, Low Temp Passive Pump 2, Low-Reverse Solenoid, LR Clutch Volume Index Check, LR Heated Seat High, LR Heated Seat Low, LR Power Window, LR Solenoid, LSU Heater 1, Main Left Temperature 2 Actuator Position, Main Left Temperature Actuator Position, Main/Left Temp Selected, Main-Left Temp. Door Actuator Position, Main-Left Temperature Actuator Position, Malfunction Indicator Lamp, Manifold Short Runner Valve Solenoid, Manifold Tuning Valve Solenoid, Map/Glove Box/Vanity Lamps, Master Ept Wake Up Output, Master ePT Wake Up Output 1, Mechanical Controls, Memory Seat ECU Self Test, Metering Unit, Metering Unit Actuator, Mid-Range Settings, MIL Diagnostic Lamp, MIL Lamp, Minimum Airflow, Mirror Direction Control, Mirror Fold, Mirror Fold Window Control, Mirror Heat State, Mirror LED -Day-Night, Mirror LED Left State, Mirror LED -ON-OFF, Mirror LED Right State, Mirror Right LED State, Mirror Signal Lamp State, Mirror Vertical/Horizontal Direction, Mix Indicator, Mode, Mode 1, Mode 2, Mode 2 Actuator Position (Defrost Panel Door), Mode Selection, Motor A Control, Motor B Control, Motor Control Close Output, Motor Control Open Output, Motorized Thermistor-Cabin Temp, MS Solenoid, Multiair VVA Solenoid 1, Multiair VVA Solenoid 2, Multiair VVA Solenoid 3, Multiair VVA Solenoid 4, Mute, MUTE button, Mute Test, Navigation Display Control, Navigation Menu Control, Neutral, Neutral Gate Test (62TE), Neutral Gate Test (Non-RFE), Neutral Gate Test (RFE), Neutral LED, NOx Sensor Replacement, O2 Heater Test, O2 Sensor Heater 1-1, O2 Sensor Heater 1-1 Duty Cycle, O2 Sensor Heater 1-2, O2 Sensor Heater 1-2 Duty Cycle, O2 Sensor Heater Bank 1 Sensor 1, O2 Sensor Heater Bank1 Sensor1, O2 Sensor Heater Bank1 Sensor2, O2 Sensor Heater Bank2 Sensor1, O2 Sensor Heater Bank2 Sensor2, OBCM HW Wakeup Output, OBCM Pilot Switched 12V Reference, OBCM S2 Internal Switch, OBCM Wakeup, OBD Button 1 Pad 1, OBD Button 1 Pad 2, OBD Button 2 Pad 1, OBD Button 2 Pad 2, OBD Button 3 Pad 1, OBD Button 3 Pad 2, OBD Button 4 Pad 1, OBD Button 4 Pad 2, OBD Button 5 Pad 1, OBD Button 5 Pad 2, OBD Button 6 Pad 1, OBD Button 6 Pad 2, OBD Button 7 Pad 1, OBD PPPA -Pad 1, OBD PPPA -Pad 2, OD Clutch Volume Index Check, Odometer VFD, Oil Pressure Bad, Oil Pressure Good, Oil

Pressure Indicator Test, Oil Pressure Lamp, Oil Pressure LED 1, Oil Pressure LED 2, Oil Pressure LED 3, Oil Pressure LED 4, Oil Pressure LED 5, Oil Pressure LED 6, Oil Pressure LED 7, Oil Pressure LED 8, Oil Pressure LED 9, Oil Pressure LEDs, Oil Pressure Output, Open Door Test, Outlet Valve FL, Outlet valve FR, Outlet valve front left activation, Outlet valve front right activation, Outlet Valve Left Front, Outlet Valve Left Rear, Outlet Valve LF (Normally Closed), Outlet Valve LR (Normally Closed), Outlet valve rear left activation, Outlet valve rear right activation, Outlet Valve RF (Normally Closed), Outlet Valve Right Front, Outlet Valve Right Rear, Outlet valve RL, Outlet valve RR, Outlet Valve RR (Normally Closed), Output Channel Test, Over Drive Solenoid, Over Drive Solenoid On Time, Over-Drive Solenoid, Overdrive Switch Test, Overdrive Switch Test (Non-RFE), OverDrive Switch Test (RFE), Oxygen Sensor 1 Heater, Oxygen Sensor 1/1 Heater Control State, Oxygen Sensor 1/1 Heater Duty Cycle, Oxygen Sensor 1/2 Heater Control State, Oxygen Sensor 1/2 Heater Duty Cycle, Oxygen Sensor 1-1 Heater, Oxygen Sensor 1-1 Heater Duty Cycle, Oxygen Sensor 1-1 Heater Duty-Cycle, Oxygen Sensor 1-2 Heater, Oxygen Sensor 1-2 Heater Duty Cycle, Oxygen Sensor 1-2 Heater Duty-Cycle, Oxygen Sensor 2 Heater, Oxygen Sensor 2/1 Heater Control State, Oxygen Sensor 2/1 Heater Duty Cycle, Oxygen Sensor 2/2 Heater Control State, Oxygen Sensor 2/2 Heater Duty Cycle, Oxygen Sensor 2-1 Heater, Oxygen Sensor 2-1 Heater Duty Cycle, Oxygen Sensor 2-1 Heater Duty-Cycle, Oxygen Sensor 2-2 Heater, Oxygen Sensor 2-2 Heater Duty Cycle, Oxygen Sensor 2-2 Heater Duty-Cycle, Oxygen System Heater Test, Panel Door Actuator Position, Panel Mode Actuator Degrees, Panel Mode Actuator Position, Park Lamp State, Park Pawl Actuator Control, Parking Brake And Low Brake Fluid, Parttime LED, Passenger Airbag (PAB) Status, Passenger Airbag Disable Indicator Lamp Request, Passenger Airbag Disable Lamp, Passenger Airbag LED, Passenger Cooled Seat, Passenger Door Unlock, Passenger Heated Seat, Passenger Occupant Detection Sensor (ODS), Passenger Seat Belt, Passenger Temp Detents, Passenger Temp Down Button, Passenger Temp Rotary Direction, Passenger Temp Up Button, Pedal Follower Mode, Pedals Forward/Backward, Pilot 1 (USV Front, MCI Front -Normally Open), Pilot 1 (USV LF-RR, MCI LF-RR -Normally Open), Pilot 2 (USV Rear, MCI Rear -Normally Open), Pilot 2 (USV RF-LR, MCI RF-LR -Normally Open), Pilot Front (USV - Normally Closed), PL Solenoid Current, PLGM Chime Output, Pneumatic Intercooler Bypass, Pneumatic Waste Gate, Police Passenger Un-Lock Motor, Position Lamp, Position Lamp Telltale, Position Lights, Power (OFF), Power Down, Power Inverter Output, Power Mirror Feed Relay Control, Power On and Disable User Inputs, Power Side Step Module Actuation Test, PPPA, PPPA ON-OFF Indicator, Pressure Control Relief Valve (PCR - Normally Closed), Pressure Control Solenoid Valve, Pressure Regulator Valve, Pressure Value Correction Shut-Off, Pressure Wave Correction Deactivation, Pre-Supply Pump, Priming 1 (HSV Front, LPF Front -Normally Closed), Priming 1 (HSV LF-RR, LPF LF-RR -Normally Closed), Priming 2 (HSV Rear, LPF Rear -Normally Closed), Priming 2 (HSV RF-LR, LPF RF-LR -Normally Closed), Priming Front (HSV - Normally Closed), PRNDL, Proportional Purge Solenoid, Proportional Purge Solenoid., Proportional Surge Solenoid, PTC Cabin Heater 1 Actuation, PTC Cabin Heater 2 Actuation, PTC Cabin Heater 3 Actuation, PTC Heater Relay 1, PTC Heater Relay 2, PTC Heater Relay 3, PTO, PTS Button, PTS ON-OFF Indicator, PTS Switch Simulation, PTU Position, Puddle Lamp State, Pump, Pump Control, Pump Motor Relay, Pump Motor Test, Purge Solenoid Duty Cycle, Purge Vapors Test, PWM Fan Actuation Test, PWM Output, Radiator Cooling Fan PWM Cntrl State, Radiator Cooling Fan PWM Control State, Radiator Cooling Fan PWM Duty Cycle, Radiator Cooling Fan PWM Duty-Cycle, Radiator Cooling Fan Relay 1 Control State, Radiator Cooling Fan Relay 1,2,3 Control State, Radiator Cooling Fan Relay 2 Control State, Radiator Cooling Fan Rly 1 Cntrl State, Radiator Fan 1, Radiator Fan 1 Duty Cycle, Radiator Fan 2, Radiator Fan 2 Duty Cycle, Radiator Fan 2 Relay, Radiator Fan Duty Cycle, Radiator Fan PWM Duty Cycle, Radiator Jalousie ShutterPosition, Radiator-Condenser Cooling Fan Relay 1 Control State, Radiator-Condenser Cooling Fan Relay 2 Control State, Radio, Radio Tone Test, Radio Volume, Rail Pressure, Rail

Pressure Actuator, Rail Pressure Control Test, Rail Pressure Sensor Replacement, Ram Active Air Box Test, Ram Box, Range Select Downshift Test Routine, Range Select Downshift Voltage, Range Select Upshift Test Routine, Range Select Upshift Voltage, Read VIN, Ready, Rear Axle Lock, Rear Axle Locker Command, Rear Blend Actuator Position, Rear Blend Door Output, Rear Blower Motor, Rear Blower Speed, Rear Blower Speed Output, Rear Blower State, Rear Defrost Button, Rear Defrost Indicator, Rear Defrost State, Rear Driver Floor Duct Sensor Temperature, Rear Driver Panel Duct Sensor Temperature, Rear Fog, Rear Fog Lamp Telltale, Rear Fog Lamps, Rear Heated Window, Rear Inlet Valve, Rear I-Wipe State, Rear Lockout Indicator (Rear Panel), Rear Mode 1 Actuator Position, Rear Mode Actuator Position, Rear Mode Door Output, Rear Outlet Valve, Rear Park Assist Disable, Rear Selection Indicator, Rear Temp Door Actuation Position, Rear Temp Door Actuator Position, Rear Wiper, Recirc, RECIRC button, RECIRC Indicator, Recirc. Door Actuator Position, Recirculation Door Actuator Degrees, Recirculation Door Actuator Position, Recirculation LED, Recirculation Pump, Recirculation pump activation, Recliner, Red Brake Lamp, Red Hazard Button, Red Heated Seat and Steering Wheel Indicators, RED Heated Seat Indicators, Red Temperature Bar, Redundant Ignition RUN/START Feed Output Control, Redundant Ignition RUN-START Feed Output Control, Remote Start Antenna Test, Reverse Brake Torque, Reverse Gear Clutch Slip Test, Reverse Gear Clutch Test (62TE), Reverse Gear Clutch Test (Non-RFE), Reverse Gear Clutch Test (RFE), Reverse Lamp, Reverse Lockout Solenoid, Reverse Lockout Solenoid Control State, RF Heated Seat High, RF Heated Seat Low, RF Heated Seat Status, RF Power Window, Right Air Catcher LED, Right Auxiliary High Beam, Right Backrest Heat Seat Linear PWM Request -Output, Right Blend Actuator Degrees, Right Blend Actuator Position, Right Cushion Heat Seat Linear PWM Request -Output, Right Day Light Lamp, Right Floor Duct Sensor, Right Front Fog Lamps, Right Front Inlet Valve, Right Front Inlet Valve Solenoid, Right Front Outlet Valve, Right Front Outlet Valve Solenoid, Right Front Park Lamp, Right Front Turn Lamp, Right Front Turn Lamp State, Right Headrest Dump, Right Heated Seat, Right Heated Seat Lower Indicator, Right Heated Seat Upper Indicator, Right HID Lamp, Right High Beam, Right High Beam Shutter, Right Low Beam, Right Low Beam State, Right Panel Duct Sensor, Right Rear Fog Lamps, Right Rear Heated Seat Status, Right Rear Inlet Valve Solenoid, Right Rear Outlet Valve Solenoid, Right Rear Park Lamp, Right Rear Tail/Park Lamp, Right Rear Tail-Park Lamp, Right Rear Turn Lamp, Right Rear Turn Lamp (BUX), Right Rear Turn Lamp State, Right Rear Turn/Stop Lamp, Right Rear Turn-Stop Lamp, Right Reartail-Park Lamp, Right Recliner Switch, Right Reverse Lamp, Right Reverse Lamp #2, Right Reverse Lamp 2, Right Reverse Lamp State, Right Seat Back Motor Adjustment, Right Seat Latch Motor Adjustment, Right Seat Stow Motor Adjustment, Right Side Markers, Right Signal Mirrors/Side Repeaters (BUX), Right Signal Mirrors-Side Repeaters (BUX), Right Signature Lamp, Right Solar Sensor Values, Right Temp Actuator Position, Right Temp. Door Actuator Position, Right Temperature Actuator Position, Right Temperature Selected, Right Trailer Tow Turn/Stop Lamp, Right Trailer Tow Turn-Stop Lamp, Right TT Turn Stop Lamp State, Right Turn Signal Indicator, Right Vent Seat Linear PWM Request, Right Vent Seat Linear PWM Request -Output, Right Ventilated Seat Lower Indicator, Right Ventilated Seat Upper Indicator, Roller Learning Shut-Off, Rotary 4 Detents, Rotary 4 Direction, RR Heated Seat High, RR Heated Seat Low, RR Power Window, RT-LT Sidemarkers-RT-LT Applique Parklamps, Run Remote Start State, Run/Start Remote Start State, S/C Indicator, SCR Inlet Temp Sensor Replacement, SCR Relay Actuation Test, Screen Off, SCREEN OFF button, SDAR Station Selection, Seat Belt, Seat Belt Lamp, Seat Belt Light, Seat Mode Switch Adjustment, Seat Position Recall, Seat Selector Switch Adjustment, Second Row Center Seatbelt Switch, Second Row Left Seatbelt Switch, Second Row Right Seatbelt Switch, Secondary Air Pump, Secondary Air Solenoid, Secondary Locks, Secondary Solenoid Current, Secondary/Thatchum Lock Motor, Secondary/Thatchum Un-Lock Motor, Secondary-Thatchum Lock Motor, Secondary-Thatchum Un-Lock Motor, Seek Status, Select Level Switches-Damping Mode Button, Self Test Routine, Sensor

Rolls Test, Separation Valve (SV - Normally Open), SERV LED, Service 4WD, Service Lamp, Set Engine RPM Test, Set Oil Dilution Mass Value, Set Purge Solenoid Duty Cycle, Set Purge Valve Position, Set Throttle Blade in Variable Position, Set Throttle Blade Position, Shift Lever Position Test, Shift Lever Position Test (62TE), Shift Lever Position Test (Non-RFE), Shift Lever Position Test (RFE), Shift Solenoid 1, Shift Solenoid 2, Shift Solenoid 3, Shift Solenoid 4, Shift Solenoid 5, Shift Solenoid 6, Shift Solenoid A, Shutoff Correction Quantity, Shutoff Injector Quantity, Side Mirrors Heater Control, Skip Shift Solenoid, Small Leak Verification Test, Smart Bar Command, Snow Plow Left Turn Lamp, Snow Plow Park Lamps, Snow Plow Right Turn Lamp, Snow Plow Switch #1, Snow Plow Switch #2, Snow Plow Switch #3, Snow Plow Switch #4, Snow Plow Switch 1, Snow Plow Switch 2, Snow Plow Switch 3, Snow Plow Switch 4, Software Test, SPARE LED LAMP DRIVER, SPARE RELAY 1 LSD, SPARE RELAY 2 LSD, Speaker Channel Isolation Test, Speaker Quadrant Selection, Speed Control Servo Power Relay, Speed Control Vacuum Solenoid, Speed Control Vent Solenoid, Speedometer, Split Cooling Drive Duty Cycle, Sport ON-OFF Indicator, Spring Deflate To Atmosphere, Spring Deflate to Reservoir, SRS Indicator Lamp Request, SRS Lamp, SRV Test, Start - Remote Start State, Start/Stop System, Starter Relay, Starter Solenoid, Starter Solenoid (High), Starter Solenoid High, Starter Status, Steering Wheel Linear PWM Request -Output, Stop - Start System Active Indicator, Stop / Start System Active Lamp, Stop Start Confirmation, Stop/Start System Active, Stop-Start ON-OFF Indicator, Stop-Start System Active, Sun Shade Control, Surge Solenoid Control State, Sway Bar Indicator, Swing Gate Lock, Swing Gate Unlock, Swirl Actuator, Swirl Valve actuator Test, Switch Illumination State, Switch On EPB Failure Lamp, Switch On EPB Function Lamp, Switchable Lamps and Trunk Lamp, System Wiring Test, T Case Service Indicator Request, Tachometer, Tail Gate Lock, Tail Gate Unlock, T-Case Brake State, T-Case Mode/Position-Standard, T-Case Motor Duty Cycle, T-Case Motor Solenoid Lock, T-Case Motor-Motor Lock, T-Case Service Indicator Request, TCC Pressure Control Solenoid, TCM VIN Verification, Telltale 4WD Mode, Telltale ABS, Telltale Airbag, Telltale Brake, Telltale Charging, Telltale ESP, Telltale ETC, Telltale Fog Front, Telltale Fog Rear, Telltale Glow Plug, Telltale High Beam, Telltale Low Coolant, Telltale Low Fuel, Telltale MIL, Telltale Oil, Telltale Seat Belt, Telltale Sway Bar, Telltale Tire Pressure Monitor, Telltale Turn Left, Telltale Turn Right, Telltale VTA, Telltale - Cargo Lamp, Telltale - ESC, Telltale - ESC Off, Telltale - ESP Off, Telltale - Park, Telltale - Position Lamp, Telltale - Rear Fog, Telltale 4WD Low, Telltale Cruise, Telltale Diesel Glow Plug Indicator, Telltale ESP/BAS, Telltale TPM, Telltale Trailer Tow, Telltale-AWD/4WD Fail, Telltale-Coolant, Telltale-Cruise Mode, Telltale-Cruise On, Telltale-Front Axle Lock Mode, Telltale-Full-Time 4WD, Telltale-Off Road Mode, Telltale-Rear Axle Lock Mode, Telltale-Tire Pressure, Telltale-Tire Pressure Monitor, Telltale-Tow Mode, Telltale-TRAC/ESP Off, Telltale-Upshift, Temperature Gauge, Temperature Gauge Gaugepoint, Temporary Remote Start Disable, Thermal System Enable, Thermistor Test, Thermostat Drive Duty Cycle, Third Row Center Seatbelt Switch, Third Row Left Seatbelt Switch, Third Row Right Seatbelt Switch, Throttle Test, Throttle Valve, Throttle Valve Actuator, Throttle Valve Auto Zero, Throttle Valve Span, Tilt Mirrors in Reverse, Time Controlled Spring Fill, Timeout Time Flash To Pass, Timeout Time Paddle Shift Switches, Tire Pressure, Tire Pressure Load Switch Indicator, Tire Pressure Load Switch Pressed, Tire Pressure Monitoring, Tone Test, Topper Center Mounted Stop Lamp, TOPPER CHMSL, Torque Coupling Control, TOW-HAUL, Tow-Haul Indicator, TPM Sensor Rolls, TPM Sensor Rolls Test, Trac Cntrl Outlet Vlv 1(Normal open), Trac Cntrl Outlet Vlv 2(Normal open), Traction Control Outlet Valve 1, Traction Control Outlet Valve 2, Trailer Backup Lamps, Trailer BU Lamps, Trailer Tail Lamp Relay, Transfer Case 4WD/Lock/Part Lamp, Transfer Case AWD/Auto/Full Lamp, Transfer Case Low Lamp Request, Transfer Case Neutral Lamp Request, Transmission Component Tests, Transmission Overdrive, Transmission TCC, Transmission Temperature, Transmission Verification Test, Treble Settings, Trigger Module Test, Truck Bed Lighting Leds, Truck Cargo Lamps, Trunk Liftgate Release Solenoid, Trunk/Flipper Glass Release

Motor, Trunk-Flipper Glass Release Motor, Trunk-Liftgate Ajar, Tumble Generator Valve, Tuner Rotary Detents, Tuner Rotary Direction, Turbo/VGT Component Replacement, Turn Left, Turn On all Telltales, Turn On all VF Segments, Turn Right, Turn Signal Clicker, Turn Signal Lamp State, Twilight Sensor Value, UConnect Live Apps Installation, UD Clutch Volume Index Check, UD Solenoid, UGDO Power Supply, Under Drive Solenoid Mode Control, Underdrive Solenoid, Under-Drive Solenoid, Universal Garage Door Opener Control, Unlock 1/Driver Lock, Unlock 1-Driver Lock, Unlock 2/Passenger Locks, Unlock 2-Passenger Locks, Unlock Driver Door On 1st Press, Unlock Run -Start, Unlock RUN-START, Urea (Reductant) Pressure Line Heater Actuation Test, Urea (Reductant) Tank Heater Actuation Test, Urea Dosing Valve Actuation Test, Vacuum Cleaner Power Saver Indicator, Vacuum Cleaner Relay Driver, Vacuum Cleaner Switch Backlight, Vacuum Pump Relay, Variable Displacement AC, Variable Displacement AC Duty Cycle Control, Variable Swirl Actuator, Variable Swirl Valve Shutoff, Variable Valve Timing, VVT Control Valve, Vehicle Speed Output, Vehicle Sway Green, Vehicle Sway White, Vehicle Sway Yellow, Vertical Front, Vertical Rear, VES Display Screen Control, VES Headphone Tone Test-Headphone 1, VES Headphone Tone Test-Headphone 2, VF Display, VF Segments test, VFD Illumination, VFS Duty Cycle, Video Input, View Last Successful Remote Start Event Data, View Last VTA Trigger Cause Data, View Oil Dilution Mass Value, View Remote Start Abort Data, View Remote Start Inhibit Data, View Satellite Sensor Information, View VTA Enable Data, VLP Solenoid, Volume Rotary Detents, Volume Rotary Direction, VTA Indicator LED, VVA Solenoids Pre-Energization, VVL Service Test, VVT Diagnostic, VVT Exhaust Phaser 1 Actuator, VVT Exhaust Phaser 2 Actuator, VVT Intake Phaser 1 Actuator, VVT Intake Phaser 2 Actuator, VVT Solenoid Control State, VVT Tests, Wait To Start Lamp, Wastegate Solenoid Control State, Wastegate Solenoid Duty Cycle, Water In Fuel, Water In Fuel Indicator, Water Pump Charge Air Cooling, Water Pump Control, White Backlighting Buttons, White Backlighting Channel 1, White Backlighting Channel 2, White Backlighting Knob Buttons, White Backlighting Knob Indicators, White Knob Indicators, White Lower Halos, White Upper Halos, Window Control, Window Hall Sense Supply, Window State, Wiper Hi/Low State, Wiper On/Off State, WK Head Rest Relay, Yellow A/C and Auto Indicators, Yellow Button Indicators, Yellow Fault Lamp, Yellow Lane Departure Warning Indicator, Yellow Rear Defrost Indicator, Yellow Recirc Indicator

New Ford/Lincoln Coverage

2 new Actuation type special tests:

Lamp Control, On Demand Test

New GM Coverage

- Added coverage for 15 new system applications

152 new Adjustment type special tests:

Adaptive Pressure Control Learn, Adjustable Pedal Calibration, Ambient Air Temperature Calculation Reset, Automated Brake Bleed, AWD Disabled-by-Malfunction Counter Reset, Backup Battery Timer Reset, BARO Sensor Reset, Battery Sensor Module Learn, Brake Pedal Position Sensor Learn, Brake Pedal Travel Sensor Learn, Brake Pressure Sensor Calibration, Brake System Plunger Motor Position Sensor Learn, Brake System Plunger Pressure Rise Starting Point Learn, CAN Bus Configuration Learn, Cancel Camera Learn, Catalyst 1 Reset, Catalyst Diagnostic Service Bay, Catalytic Converter Reset, Clear Approach Detection Disable Reasons, Clear Disable History Data, Clear Driver Window Learned Values, Clear Left Rear Window Learned Values, Clear

Manufacturer Enable Counter, Clear Passenger Window Learned Values, Clear Right Rear Window Learned Values, Clear Short Range Radar Sensor Vehicle Position, Clear Side Object Detection Disable History, Clutch Pedal Position Learn, Configuration/Reset Functions, Configure New Module, Control Module Reset, Copy And Paste TPM Information, Crankshaft Pos Variation Learn, Crankshaft Pos. Variation Learn, Crankshaft Position Reluctor Ring Learn, Cylinder 1 Injector Flow Identifier Reprogram, Cylinder 2 Injector Flow Identifier Reprogram, Cylinder 3 Injector Flow Identifier Reprogram, Cylinder 4 Injector Flow Identifier Reprogram, Cylinder 5 Injector Flow Identifier Reprogram, Cylinder 6 Injector Flow Identifier Reprogram, Cylinder 7 Injector Flow Identifier Reprogram, Cylinder 8 Injector Flow Identifier Reprogram, Cylinder Deactivation Exhaust Flow Valve Learn, DPF Pressure Sensor Reset, DPF Service Regeneration, DPF/Catalyst 2 Reset, Driver Information Center Options, Engine Air Filter Life Reset, Engine Coolant Control Valve Learn, Engine Coolant Flow Control Valve Learn, Engine Coolant Pump Data Reset, Engine Oil Life Reset, Excessive Clutch Slip Data Reset, Exhaust Control Valve Learn, Exhaust Gas Temperature Sensor Reset, Front Axle Brake Pad Life Monitoring Reset, Fuel Composition Reset, Fuel Filter Life Reset, Fuel Injection Small Quantity Data Reset, Fuel Injection Small Quantity Learning Odometer Reset, Fuel Pump Driver Control Module Configuration, Fuel Pump Trim Reset, Fuel Rail Pressure Relief Valve Learned Values Reset, Fuel Trim Reset, Gear Position Sensor Learn, Gear Selector -N- Position Learn, Hands-Free Liftgate Sensor Control Module Calibration, Heated Oxygen Sensor Heater Resistance Learned Values Reset, High Pressure Fuel Variable Reset, HO2S Heater Learn, HO2S Learned Values Reset, HVAC Actuators Learn, HVAC Afterblow Configuration, Idle Learn Reset, Info Display/Infotainment Faceplate Reset, Intake System Learned Values Reset, Invalidate All Fobs, Learned Values Reset, License Compliance Materials Download Error Counter Reset, Liftgate Maximum Open Position Learn, Long Range Radar Sensor Module Learn, Longitudinal Acceleration Sensor Learn, Nitrogen Oxides Catalytic Converter Reset, Nitrogen Oxides Sensor Reset, NOx Catalyst Reductant Loading Reset, NOx Catalyst Reset, NOx Sensor 1 Reset, NOx Sensor 2 Reset, O2 Heater Resistance Reset, Park Brake Calibration, Parking Assist Sensor Learn, Particulate Filter Pressure Sensor Reset, Particulate Filter Regeneration, Particulate Filter Service Regeneration, Particulate Matter Sensor Service Regeneration, Passenger Presence Sensor Learn, Prime Fuel Pump, Program Key Fob 1, Program Key Fob 2, Program Key Fob 3, Program Key Fob 4, PTO Options, Radio Favorites Reset, Range Actuator Correlation Learn, Range Actuator Learn, Rear Axle Brake Pad Life Monitoring Reset, Rear Differential Hydraulic System Service Bleed, Rear Gate Driver Information Center Message Reset, Reductant Fluid Tank Level Reset, Reductant Injector Reset, Reductant System Data Reset, Request Radio Registration, Reset High Voltage Disable Request After Crash Event Detected, Reset History Buffer, Reset Particulate Filter, Reset Teen Driver Key PIN, Reset Transmission Control Module, RVS Disable History Reset, Setup SDM Part Number In BCM, Steering Wheel Angle Sensor Centering, Steering Wheel Angle Sensor Learn, Steering Wheel Angle Sensor Offset Calibration, Steering Wheel Angle Sensor Reset, Throttle Body Idle Air Flow Compensation Reset, Timing Belt Life Reset, Tire Pressure Reset, Tire Pressure Sensor Registration, Tire Pressure Sensor Signal Reset, Tire Type/Pressure Selection, Transmission Adaptive Pressure Reset, Transmission Clutch 1 Return Spring Learn, Transmission Clutch 1 Volume Learn, Transmission Clutch 2 Return Spring Learn, Transmission Clutch 2 Volume Learn, Transmission Clutch 3 Return Spring Learn, Transmission Clutch 3 Volume Learn, Transmission Clutch 4 Return Spring Learn, Transmission Clutch 4 Volume Learn, Transmission Clutch 5 Return Spring Learn, Transmission Clutch 5 Volume Learn, Transmission Oil Life Reset, Transmission Overtemperature Counter Reset, Transmission Service Fast Learn, Turbocharger Learned Values Reset, Turbocharger Wastegate Learn, Turbocharger/Supercharger Boost Control Initial Position Learn, Vehicle Dynamic Sensor Offset Calibration, Vehicle Longitudinal Accelerometer Sensor Learn, WLAN Password Reset, WLAN Service Set Identifier (SSID) Reset, Yaw Rate Sensor Learn

548 new Actuation type special tests:

14V Power Module Setpoint, A/C Compressor Clutch, A/C Relay, ABS Left Front Solenoid Valves, ABS Left Rear Solenoid Valves, ABS Pump Motor, ABS Right Front Solenoid Valves, ABS Right Rear Solenoid Valves, AC Compressor Solenoid Valve, Accent Lighting 1, Accent Lighting 2, Accessory Power Mode Indicator, Accessory Power Relay, Accessory/RAP Relay, Accessory/Retained Accessory Power Relay, Activate Rear Park Brake Service Position, Active Antenna, Active Grill Air Shutter 1, Active Grill Air Shutter System, Active Grille Air Shutter 2, Active Grille Air Shutter, Air Cleaner Monitor Setup, Air Recirculation Door Motor Direction, All Door Lock Unlock, All Indicators, Assist Step Courtesy Lamp, Assist Step Motor, Audio Source Control, Autostart/Autostop, Auxiliary Blower Motor Speed Command, Auxiliary Coolant Pump Relay, Auxiliary Coolant Pump Speed, Auxiliary Coolant Pump, Auxiliary Engine Coolant Fan 2, Auxiliary Engine Coolant Fan, Auxiliary Ignition Run Relay, Auxiliary Transmission Fluid Pump, Backlight Dimming, Backup Lamps, Blower Motor Speed, Blower Motor, Brake Booster Electric Vacuum Pump, Brake Hydraulics Test, Brake System Hydraulics Corner Test, Brake Transmission Shift Interlock Solenoid Actuator, Camshaft Position Actuator, Cancel Valet Mode, Cargo Lamp, Catalyst Test, CD, Center Brake Lamp, Center High Mounted Stop Lamp, Central Stop Lamp, Charge Air Cooler Coolant Pump Speed, Charge Air Cooler Coolant Pump, Child Security Lock Motors, Child Security Lock/Window Lockout Switch Indicator, Chime, CMP Actuator Solenoid, Compression Test, Control Functions, Cooling Fan 1, Cooling Fan 2, Cooling Fan 3, Cooling Fan Motor, Cooling Fan, Courtesy Lamps, Cylinder 1 Injector Flow Identifier, Cylinder 2 Injector Flow Identifier, Cylinder 3 Injector Flow Identifier, Cylinder 4 Injector Flow Identifier, Cylinder 5 Injector Flow Identifier, Cylinder 6 Injector Flow Identifier, Cylinder Deactivation Control Valve 2, Cylinder Deactivation Control Valve 3, Cylinder Deactivation Control Valve 4, Cylinder Deactivation Control Valve, Cylinder Deactivation Exhaust Control Valve Position, Cylinder Deactivation System Service Bay Test, Cylinder Deactivation System, Cylinder Power Balance, Daytime Running Lamps, Deactivate Brake Boost System, Deactivate Rear Park Brake Service Position, Depressurize Fuel System, Diesel Intake Air Flow Control Valve Position, Digital Audio Broadcast Antenna, Display Dimming, Display Test, Door Courtesy Lamp State, Door Dead Lock Lock/Unlock, DPF Regeneration Enable, Driver Alert, Driver Information Center Segments, Driver Mirror Fold, Driver Mirror Movement, Driver Seat - Blower Command, Driver Seat Back Horizontal Movement, Driver Seat Back Side Bolster Movement, Driver Seat Cushion Front Vertical Movement, Driver Seat Cushion Heating, Driver Seat Cushion Left Front Haptic Movement, Driver Seat Cushion Left Rear Haptic Movement, Driver Seat Cushion Rear Vertical Movement, Driver Seat Cushion Right Front Haptic Movement, Driver Seat Cushion Right Rear Haptic Movement, Driver Seat Horizontal Movement, Driver Window Motor, EGR Cooler Bypass Motor, EGR System Flow Deviation Service Bay Test, EGR Valve, Engine Block Coolant Control Valve Position, Engine Block Coolant Valve, Engine Controls Ignition Relay, Engine Controls Ignition Supply Voltage, Engine Coolant Control Valve Mode, Engine Coolant Control Valve Position, Engine Coolant Control Valve, Engine Coolant Fill, Engine Coolant Flow Control Valve Position, Engine Coolant Pump Relay, Engine Coolant Pump, Engine Cooling Fan 2, Engine Cooling Fan, Engine Oil Pressure Control Solenoid Valve, Engine Oil Pressure Control Valve, Engine Oil Type Setup, Engine Serial Number, Engine Speed Control, Engine Speed, Equalize All Air Spring Pressures, Equalize Front Axle Spring Pressures, Equalize Rear Axle Spring Pressures, Erase Valet Mode Code, EVAP Canister Purge Valve, EVAP Purge Pump, EVAP Purge Solenoid Valve Leak Test, EVAP Purge Solenoid Valve, EVAP Purge Solenoid, EVAP Purge/Seal, EVAP Service Bay Test, EVAP Service Bay, EVAP Vent Solenoid, Evaporative Emission Canister Vent Valve, Exhaust Aftertreatment Fuel Injector Flow Test, Exhaust Camshaft Position Actuator Bank 1, Exhaust Camshaft Position Actuator Bank 2, Exhaust Camshaft Position Actuator Position, Exhaust Camshaft Position Actuator, Exhaust CMP Actuator Bank 2, Exhaust CMP Actuator Sol. Bank 2, Exhaust CMP Actuator Solenoid Bank 1, Exhaust

CMP Actuator Solenoid Bank 2, Exhaust CMP Actuator, Exhaust Control Valve Position, Exhaust Gas Recirculation Valve 2, Exhaust Gas Recirculation Valve Position, Exhaust Gas Recirculation Valve, Exhaust Pressure Regulator Valve Position, Exit Four Corner Air Suspension Service Control Mode, Exterior Door Handle Courtesy Lamp Command, Exterior Driver Door Handle Switch, Exterior Left Rear Door Handle Switch, Exterior Passenger Door Handle Switch, Exterior Right Rear Door Handle Switch, Fader Position Control, Fog Lamps, Forward Collision Alert Switch, Front Fog Lamps, Fuel Control Loop Status, Fuel Fired Heater, Fuel Heater, Fuel Injector Balance, Fuel Pressure Control - Regulator 1, Fuel Pressure Control - Regulator 2, Fuel Pressure Control, Fuel Pressure Regulator 1, Fuel Pressure Regulator 2, Fuel Pressure Regulator, Fuel Pressure, Fuel Pump 2 Relay, Fuel Pump Enable, Fuel Pump Relay, Fuel Pump Speed, Fuel Pump, Fuel Rail Pressure, Fuel Trim Enable, GEN L-Terminal, Generator Regulator Setpoint, Glow Plugs, Green Indicator, Hands-Free Liftgate Sensor Lamp, Hands-Free Sensor Lamp Command, Hazard Lamps Switch Backlight, Headlamp Leveling Motors, Headlamp Leveling System Suspension Trim Position Learn, Headlamp Washer Relay, Head-Up Display Dimming Level, Head-Up Display Pattern Check, High Beam, High Beams, High Fuel Pressure Limiter Valve Test, High Side Driver 1, High Side Driver 2, HO2S Bank 1 Sensor 2 - Heater, HO2S Bank 2 Sensor 1 - Heater, HO2S Heater Sensor 1, HO2S Heater Sensor 2, Horn Relay, Ignition Timing Retard, Illuminate All Indicators, Inadvertent Load, Incandescent Dimming, Indicator Dimming, Info Display Dimming, Info Display Pattern 1 Check, Info Display Test, Instrument Cluster Dimming, Instrument Cluster Gauge Sweep, Instrument Panel Illumination, Intake Air Flow Valve Motor, Intake Air Flow Valve Position, Intake Cam Position Actuator Park Lock B1, Intake Cam Position Actuator Park Lock B2, Intake Camshaft Pos Actuator Park Lock Solenoid B1, Intake Camshaft Pos Actuator Park Lock Solenoid B2, Intake Camshaft Position Actuator Bank 1, Intake Camshaft Position Actuator Bank 2, Intake Camshaft Position Actuator Locating Pin Control Valve Test Bank 2, Intake Camshaft Position Actuator Locating Pin Ctrl Vlv Bank 2, Intake Camshaft Position Actuator Park Lock Solenoid Valve Bk 1, Intake Camshaft Position Actuator Position, Intake Camshaft Position Actuator, Intake CMP Actuator Bank 2, Intake CMP Actuator Solenoid Bank 1, Intake CMP Actuator Solenoid Bank 2, Intake CMP Actuator Solenoid, Intake Manifold Runner Control Valve, Intake/Single Camshaft Position Act Locating Pin Ctrl Vlv Test, Intake/Single Camshaft Position Actuator Locator Pin Ctrl Valve, Internal Combustion Engine Autostart/Autostop, Key Fob Button Test, Lane Departure Warning Indicator, Lane Departure Warning Switch, LED Backlight Dimming, Left Assist Step Motor, Left Auxiliary Daytime Running Lamps, Left Auxiliary Tail and Stop Lamp, Left Backup Lamp, Left Brake Lamp, Left Cornering Lamp, Left Daytime Running Lamp, Left Dedicated Daytime Running Lamp, Left Exterior Flood Lamp, Left Fog Lamp, Left Front Air Spring Deflate, Left Front Air Spring Inflate, Left Front Brake Pressure Test, Left Front Corner, Left Front Park Lamp, Left Front Park Lamp/Daytime Running Lamp, Left Front Shock Absorber Actuator, Left Front Turn Lamp, Left Front Turn Signal Lamp, Left Headlamp Low Beam, Left Headlamp Vertical Motor, Left High Beam, Left Low Beam, Left Low Beam/Daytime Running Lamp, Left Lower Park/Daytime Running Lamp, Left Park Brake Actuator, Left Park Lamps, Left Rear Air Spring Deflate, Left Rear Air Spring Inflate, Left Rear Auxiliary Turn Signal Lamp, Left Rear Brake Pressure Test, Left Rear Corner, Left Rear Park Lamp, Left Rear Seat Heating Indicator, Left Rear Shock Absorber Actuator, Left Rear Turn Signal Lamp, Left Rear Turn Signal/Brake Lamp, Left Rear Turn Signal/Stop Lamp, Left Rear Window Motor, Left Side Marker Lamp Command, Left Side Object Detection Indicator, Left Stop Lamp, Left Tail Lamp, Left Temperature Door Motor Direction, Left Trailer Tail Lamp, Left Trailer Tow Turn/Stop Lamp, Left Trailer Turn Signal Lamp, Left Turn Signal, Level Vehicle to Target Height, License Plate Lamps, Lift Gate Module Open/Close Test, Liftgate Window Unlatch, Line PC Solenoid, Line Pressure Control Solenoid Valve, Loop Status, Low Beam Lamps, Low Beams, Low Temperature Loop Coolant Pump, LR Turn Signal, Lumbar Forward/Backward, MAF Sensor Bank 1, MAF Sensor Supply Voltage,

Malfunction Indicator Lamp, Mass Airflow Sensor Bank 2, Mass Airflow Sensor, Mirror Folding Control, Misfire Graph, Mode Door Position, MOST Communication Enable Circuit, Next Available Slot, Nitrogen Oxides Catalytic Converter Reductant Loading Reset, O2 Sensor Heater Bank 1 Sensor 1, O2 Sensor Heater Bank 1 Sensor 2, O2 Sensor Heater Bank 2 Sensor 1, O2 Sensor Heater Bank 2 Sensor 2, Object Detection Alert Indicators, Outside Rear View Mirror Courtesy Lamp, Oxygen Sensor 1-1 Heater, Oxygen Sensor 1-2 Heater, Oxygen Sensor 2-1 Heater, Oxygen Sensor 2-2 Heater, Parking Assist Switch LED, Parking Lamps, Particulate Filter Regeneration Enable, Passenger Air Bag Off Indicator, Passenger Air Bag On Indicator, Passenger Mirror Fold, Passenger Mirror Movement, Passenger Seat - Blower Command, Passenger Seat Belt Reminder Indicator, Passenger Seat Belt Tension Sensor, Passenger Seat Cushion Heating, Passenger Window Motor, PC Solenoid 2, PC Solenoid 3, PC Solenoid 4, PC Solenoid 5, Phone Call Test, Pickup Bed Cargo Lamp, Pneumatic Connection Pressure Test, Power Mode Timeout, Pressure Control Solenoid Valve 2, Pressure Control Solenoid Valve 4, Pressure Control Solenoid Valve 5, Pressure Control Solenoid Valve, Proactive Alerts, Pump Motor, Radio Tuner AM Frequency, Radio Tuner FM Frequency, Read LIN Bus Device ID Information, Rear Brake Caliper Piston Extend, Rear Brake Caliper Piston Retract, Rear Cross Traffic Audible Alert, Rear Cross Traffic Visual Alert, Rear Defogger, Rear Defrost, Rear Differential Clutch Motor Current, Rear Differential Clutch Solenoid Valve, Rear Fog Lamp(s) Relay, Rear Fog Lamp, Rear Fog Lamps, Rear Mode Door Actuator Position, Rear Temperature Door Actuator Direction, Rear Temperature Door Motor Direction, Rear Upper Seat Back, Rear Washer Relay, Rear Wiper, Rearview Camera Display, Rearview Camera Screen Reverse Path Indicator Line, Red Indicator, Reductant Heater 1, Reductant Heater 2, Reductant Heater 3, Reductant Heater, Reductant Injection Quantity Test, Reductant Injector, Reductant Pump, Reductant Purge Valve, Reductant System Leak Test, Reductant System Malfunction Warning Service Bay Test, Reductant System Tamper Warning Service Bay Test, Remote Enable Circuit, Reverse Inhibit, RF Turn Signal, Right Assist Step Motor, Right Auxiliary Daytime Running Lamps, Right Auxiliary Tail and Stop Lamp, Right Backup Lamp, Right Brake Lamp, Right Cornering Lamp, Right Daytime Running Lamp, Right Dedicated Daytime Running Lamp, Right Exterior Flood Lamp, Right Fog Lamp, Right Front Air Spring Deflate, Right Front Air Spring Inflate, Right Front Brake Pressure Test, Right Front Corner, Right Front Park Lamp, Right Front Park Lamp/Daytime Running Lamp, Right Front Shock Absorber Actuator, Right Front Turn Signal Lamp, Right Headlamp Low Beam, Right Headlamp Vertical Motor, Right High Beam, Right Low Beam, Right Low Beam/Daytime Running Lamp, Right Lower Park/Daytime Running Lamp, Right Park Brake Actuator, Right Park Lamps, Right Rear Air Spring Deflate, Right Rear Air Spring Inflate, Right Rear Auxiliary Turn Signal Lamp, Right Rear Brake Pressure Test, Right Rear Corner, Right Rear Park Lamp, Right Rear Seat Heating Indicator, Right Rear Shock Absorber Actuator, Right Rear Turn Signal Lamp, Right Rear Turn Signal/Brake Lamp, Right Rear Turn Signal/Stop Lamp, Right Rear Window Motor, Right Side Marker Lamp Command, Right Side Object Detection Indicator, Right Stop Lamp, Right Tail Lamp, Right Temperature Door Position, Right Trailer Tail Lamp, Right Trailer Tow Turn/Stop Lamp, Right Trailer Turn Signal Lamp, Right Turn Signal, RR Turn Signal, Run Crank Relay, Run/Start Power Mode Indicator, Satellite Antenna, Seat Back Horizontal Movement, Seat Back Side Bolster Movement, Seat Belt Retractor Motor, Seat Cushion Front Vertical Movement, Seat Cushion Rear Vertical Movement, Seat Horizontal Movement, Seat Lumbar Support Horizontal Movement, Seat Lumbar Support Vertical Movement, Security Indicator, Sensor Supply Voltage Relay, Sensor Supply Voltage, Shift Lock Solenoid, Shift Solenoid 1, Shift Solenoid 2, Shift Solenoid Valve, Shift Transmission Gear, Shift Transmission, Shock Absorber Front Left, Shock Absorber Front Right, Shock Absorber Rear Left, Shock Absorber Rear Right, Skip Shift Controls, Spark Retard, Speaker - Left Front, Speaker - Left Rear, Speaker - Right Front, Speaker - Right Rear, Speech Recognition, Starter Drive, Starter Motor Relay, Starter Motor, Starter Pinion Solenoid Actuator Relay, Starter Relay, Steering Column

Adjustment, Steering Column Telescope In, Steering Column Telescope Out, Steering Column Tilt Down, Steering Column Tilt Up, Stop Lamp, Supercharger Bypass Solenoid Valve, TAC Motor, TC Wastegate Solenoid, TCC Control Solenoid, TCC Pressure Control Solenoid Valve - Dynamic Test, TCC Pressure Control Solenoid Valve - Static Test, TCC Pressure Control Solenoid Valve, Test Compressor Pneumatic Operation, Throttle Actuator Control Valve, Throttle Position, Throttle Sweep, Torque Converter Clutch, Traction Control Left Front Solenoid Valves, Traction Control Left Rear Solenoid Valves, Traction Control Right Front Solenoid Valves, Traction Control Right Rear Solenoid Valves, Trailer Backup Lamps, Trailer Brake Duty Cycle, Trailer Fog Lamps, Trailer Park Lamps, Trailer Stop Lamps, Transfer Case Clutch Identifier, Transfer Case Range, Transmission Accumulator Solenoid Valve, Transmission Clutch Learn Status, Transmission Control Solenoid Valve 1 Current, Transmission Control Solenoid Valve 1, Transmission Control Solenoid Valve 10, Transmission Control Solenoid Valve 2 Current, Transmission Control Solenoid Valve 2, Transmission Control Solenoid Valve 3 Current, Transmission Control Solenoid Valve 3, Transmission Control Solenoid Valve 4 Current, Transmission Control Solenoid Valve 4, Transmission Control Solenoid Valve 5 Current, Transmission Control Solenoid Valve 5, Transmission Control Solenoid Valve 6 Current, Transmission Control Solenoid Valve 6, Transmission Control Solenoid Valve 7 Current, Transmission Control Solenoid Valve 7, Transmission Control Solenoid Valve 8 Current, Transmission Control Solenoid Valve 8, Transmission Control Solenoid Valve 9, Transmission Fluid Pressure Actuator, Transmission Park Valve Lock Solenoid Actuator, Transmission Range Selector Controls Backlight Dimming, Transmission Range Selector Controls Indicator Dimming, Transmission Range, Transport Mode, Turbo Charger / Super Charger Bypass Valve, Turbocharger 2 Wastegate, Turbocharger Bypass Solenoid Valve, Turbocharger Vane Position, Turbocharger Wastegate Actuator, Turbocharger Wastegate Position, Turbocharger/Supercharger 2 Bypass Valve, Turbocharger/Supercharger Boost Control Position, Vehicle Health Data Upload, Volume Control, Wait to Start Indicator, Wastegate Actuator, Wastegate Solenoid Duty Cycle, Window Lockout Switch Indicator, Windshield Washer Pump, Windshield Washer Relay, Windshield Wiper Motor Relay, Windshield Wiper Motor, Windshield Wiper Relay, Wiper Washer Motor

New Coverage Details – USA Asian

New Honda/Acura Coverage

- Added coverage for 24 new system applications

31 new Adjustment type special tests:

ACM Reset, After a Vehicle Collision, After Replacing Front Passenger Seat Components, Air Bleeding For Repair(ABS), Air Bleeding For Repair(ABS/VSA/TCS), Air Bleeding For Repair(TCS), All Sensors Learning, ATF Reset, Brake Pad Maintenance Mode, Brake Pressure Sensor Calibration, Crank Pattern Clear, Crank Pattern Learning., Customize Reset, Differential Torque Setup, ECM/PCM Reset, ECU Activation, Engine Oil Life Reset, G-sensor Learning, Initialization, Longitudinal G Sensor Neutral Point Learn, ODS Unit Initialization, OPDS Initialization, Pop Up Hood(PUH) Calibration, Replace TCM/PCM, Start Clutch Feedback Learn, Start Clutch Status Data Clear, Stroke Sensor Learning, SWS Initialization, The Wheel Size Setup For Indirect TPMS, Tire Pressure Sensor Registration With Activation Tool, Tire Pressure Sensor Registration

215 new Actuation type special tests:

A/C Clutch, ABS Brake Light Relay/TSA Relay Test, ABS ESS Forced Indication, ABS Solenoid Test, ABS VSA Test, ACC Alarm Test, ACC Brake Actuator, ACC Indicator Light, ACC Information

Display, ACC Relay, Air Bypass Valve Control Solenoid (ABV), All Injectors OFF, Assistant Door Courtesy Light, Assistant Door Mirror Motor Left / Right, Assistant Door Mirror Motor Up / Down, Assistant Door Pocket Illumination Light, Assistant Outer Handle Illumination Light, Assistant Remote Switch Illumination Light, Assistants Inner Handle Illumination Light, Automatic Headlights, Backup Line - Headlights, Boost Pressure Test, Both Sides Engagement Clutch Coil Test, Brake light relay test, Brake Pad Exchange Mode, BSI Buzzer Status, BSI Fail Lamp, BSI Indicator On, BSI System Fail, BSI System Status, BSI Unavailable, Cargo Light, Clean Left Side Radar, Clean Right Side Radar, Climate Ctrl Check, Clutch Pressure Control (Linear) Solenoid A, Clutch Pressure Control (Linear) Solenoid B, Clutch Pressure Control (Linear) Solenoid C, Clutch Pressure Control (Linear) Solenoid D, Clutch Pressure Control Solenoid A, Clutch Pressure Control Solenoid B, Clutch Pressure Control Solenoid C, CMBS Brake, Column Telescopic Motor Pull Up / Push Down, Column Tilt Motor (Full Up / Full Down), Cruise Control Cancel History, CTM Buzzer Status, CTM System Fail, CTM System Status, Daytime Running Light, Driver Door Courtesy Light, Driver Door Mirror Motor Left / Right, Driver Door Mirror Motor Up Down, Driver Door Pocket Illumination Light, Driver Door Unlock, Driver Inner Handle Illumination Light, Driver Outer Handle Illumination Light, Driver Rear Door Courtesy Light, Driver Remote Switch Illumination Light, Drivers Window Control, DWS/Indirect TPMS Parameter Configuration Message, EGR Tests, Electric Current of Linear Solenoid CPC, Electric Current of Linear Solenoid DN, Electric Current of Linear Solenoid DR, Electric Current of Linear Solenoid SC, Fail Wipe Signal, Flash Left Side Indicator, Flash Right Side Indicator, Floor Light, Foot Light, Forced Control Of Electric Current Of Linear Solenoid D, Forced Control Of Lockup Clutch, Forced non assist mode, Front ACM Solenoid, Front And Rear ACM Solenoid, Front Defrost, Front Height Motor Up / Down, Front Washer Motor, Front Wiper Low Speed, Front Wiper Motor (High), Frontal Crash Detection Signal Output, Fuel Lid Opener, Fuel Pump OFF, Fuel Pump ON, Gate Light, Gear Shift, Glass Hatch Open Operation, Hazard Flashers, Head Light High, Head Light Low, Headlight Backup, Headrest Motor, Horn, IMT(IMRC) Activation, IMT(IMRC) Test, INH Solenoid For Start Clutch Type, Initiator Operation Check, Injector Kill Test, Intake VTC Test, Interior Light, ISO Warning Light, Keyless Buzzer, Left And Right Parking Actuator Control, Left BSI Radar Unavailable, Left Front CAS Solenoid, Left Front Pulser, Left Front Solenoid, Left Front TCS Solenoid, Left Front VSA Solenoid, Left Power Mirror - Full Right/Left, Left Power Mirror - Full Up/Down, Left Power Sliding Door - Buzzer, Left Power Sliding Door - Drive Motor, Left Rear Power Window, Left Rear Pulser, Left Rear Solenoid, Left Rear VSA Solenoid, Left Rear Window, Left Side Engagement Clutch Coil Test, Left Side Indicator, Left Sliding Door - Lock/Unlock, Left Turn Signal, Lock/Unlock All Doors, Lockup Clutch, MA EPS CONTROL ON/OFF, MA EPS Switching, Map Light Off, Memory Buzzer, Memory Seat Indicator 1, Memory Seat Indicator 2, Memory Switch Illumination Light, No Rain Condition Signal, No Wipe Signal, Occupied Signal Output, Parking Lights, Passenger Door Power Window, Passenger Rear Door Courtesy Light, PAX System Warning Reset, Power Window Relay, Pressure Test Assistance mode, Pressure Test, Radiator Fan, Rain Condition Signal, Rain Sensor - Front Wipers - High, Rain Sensor - Front Wipers - Intermittent - Once, Rain Sensor - Front Wipers - Low, Rear ACM Solenoid, Rear Blower, Rear Defroster, Rear Differential Air Purge, Rear Differential Oil Pressure Sensor Check, Rear Height Motor, Rear Left Door Courtesy Light, Rear Left Inner Handle Illumination Light, Rear Right Door Courtesy Light, Rear Right Inner Handle Illumination Light, Rear Wiper Motor, Recline Motor, Reset Of Assistant Side Window Position, Reset Of Driver Side Window Position, Reset Of Rear Left Side Window Position, Reset Of Rear Right Side Window Position, Right BSI Radar Unavailable, Right Front Pulser, Right Front Solenoid, Right Front TCS Solenoid, Right Front VSA Solenoid, Right Power Mirror - Full Right/Left, Right Power Mirror - Full Up/Down, Right Power Sliding Door - Buzzer, Right Power Sliding Door - Drive Motor, Right Rear Power Window, Right Rear Pulser, Right Rear Solenoid, Right Rear VSA Solenoid, Right Rear Window, Right Side Engagement Clutch Coil Test, Right Side

Indicator, Right Turn Signal, S.U.E. Operation For AH-AWD, Security Indicator, Self Diag Test, Self-Diagnostic Function, Shift Lock Solenoid, Shift Solenoid A, Shift Solenoid B, Shift Solenoid C, Shift Solenoid D, Shift Solenoid E, Side or Rear Crash Detection Signal Output, Slide Motor, Solenoid Valve Activation, Sub Throttle, Sunroof Open/Close, Tailgate, TC Bypass Valve, Throttle Actuator Control Test, Tilt Mirror, Tire Air Low Indicator, TP Position Check, TPMS Warning Light, Trunk Fuel Opener Switch Illumination Light, TSA Relay Test, Turbo Boost Control Solenoid V, Turn On Left Side Alert, Turn On Right Side Alert, Turn On Right Side Indicator, Unlock Trunk, VTEC Solenoid 1, VTEC Solenoid 2, VTEC Solenoid, VTEC Test, Warning light activation, Waste Gate Solenoid (WGS)

New Hyundai/Genesis Coverage

10 new Adjustment type special tests:

Air Bleeding Mode, Auto Detected Configuration Reset (ESP/ESC Only), Auto Detected Configuration Reset, Longitudinal G Sensor Calibration(HAC/DBC Only), Resetting Adaptive Values, Resetting Auto Trans Adaptive Values, Seat Limit Position Setting, WCT Reprogram, Weight Classification Sensor Reset, Write VIN

268 new Actuation type special tests:

(LED) DRL Lamp LH, (LED) DRL Lamp RH, 3LH SBR Left Indicator, 3RH SBR Center Indicator, A/C Compressor Relay, A/C Compressor Test (ECV Type), ACC Relay, Activate Assist Side Antenna, Activate Driver Side Antenna, Activate Hat Shelf Antenna, All Door Lock Signal Output(to PTGM), Assist Mirror Position Down, Assist Mirror Position Left, Assist Mirror Position Right, Assist Mirror Position Up, Assist Seat Belt Indicator, ATM Solenoid, Auto Light Power, AV Tail, BCM Internal Buzzer Output, Bumper Antenna Active, Burglar Horn Relay, Canister Purge Valve, Canister Shut Off Valve (OBD-2 Only), Canister Shut Off Valve Clocked(OBD-2 Only), Central Door Lock Indicator, Central Door Lock Relay, Central Door Unlock Relay, Charging Status LED (Green) On, Charging Status LED (Yellow) On, Compressor Off, Compressor On, Console Mode Door - Vent, Console On Door, Console Temperature Air Mix Door 0%, Console Temperature Air Mix Door 100%, Console Temperature Air Mix Door 50%, Coolant 3Way Valve, Cruise Control Main Lamp(Optional), Cruise Control SET Lamp(Optional), Current FOB Key Check, D_DRL Relay, Dead Lock Relay, Def Door - Close, Def Door - Open, Defogger / Deicer Relay, Door Unlock Signal, Drive Side Puddle Lamp, Driver Air Mix Door-100%, Driver Air Mix Door-50%, Driver Courtesy Lamp, Driver Door Lock, Driver Door Unlock Relay, Driver Door Unlock, Driver Heater Control, Driver Mode Door-DEF., Driver Mode Door-Floor, Driver Mode Door-Vent, Driver Rear Door Courtesy Light, Driver Seat Belt Indicator, DRL Relay(Canada), Electric water pump control., Engine Check Lamp [MIL], Engine Coolant Filling Mode, ETC Motor, Europe Cornering Lamp Left Relay Output, Europe Cornering Lamp Right Relay Output, EVAP Leakage Test, Exhaust Gas Recirculation, External Buzzer Output, External Buzzer, Fan Motor Control-High Speed, Fan Motor Control-Low Speed, Flasher Sound Relay(Optional), FOB Battery Indicator, FOB Key Status Information, Folding Mirror Relay, Foot Lamp Output, Front Air Flow Door - 100%, Front Air Flow Door - 50%, Front Blower Fan Motor-1Step, Front Blower Fan Motor-2Step, Front Blower Fan Motor-3Step, Front Blower Fan Motor-4Step, Front Blower Fan Motor-5Step, Front Blower Fan Motor-6Step, Front Blower Fan Motor-7Step, Front Blower Fan Motor-8Step, Front Blower Fan Motor-Off, Front Fog Lamp Indicator, Front Fog Lamp Relay, Front Heated Glass Relay, Front Washer Motor Output, Fuel Pressure Indicator Lamp, Fuel Pressure Regulator (GDI Only), Fuel Pump Relay, Glove Box Lamp Output, Haptic Steering Wheel Output, Hazard Relay, Head Lamp High Indicator, Head Lamp High Output, Head Lamp Leveling Min(Low) Position, Head Lamp Low Indicator, Head Lamp Low Output, Head Lamp Low Signal, Head Lamp Washer Relay, Heated

Handle Indicator, Heated Handle Output, Heated Washer Nozzle Output, Horn Relay(NA), Horn Relay, HV PTC OFF, HV PTC ON(Min.), IGN1 Relay, IGN2 Relay, Ignition Coil 1, Ignition Coil 2, Ignition Coil 3, Ignition Coil 4, Illumination, Immobilizer Indicator, Injector Disable-Cylinder 1, Injector Disable-Cylinder 2, Injector Disable-Cylinder 3, Injector Disable-Cylinder 4, Intake Door - Fresh, Intake Door - Recirc, Interior Antenna 1, Interior Antenna 2, Interior Lamp Autocut Relay Output(Optional), Interior Mood Lamp Output, IOD Relay, Key Hole Illumination, Key Interlock Solenoid(Manual Key Type), Key Out Indicator, Lamp Load Power Relay, Luggage Lamp Relay, Main Relay, Manual HLLD Signal Output, MAP Lamp, Mood Lamp 1 Output, Mood Lamp 2 Output, Mood Lamp 3 Output, Move ASSIST OUTSIDE MIRROR to the highest Position, Move ASSIST OUTSIDE MIRROR to the lowest Position, Move ASSIST OUTSIDE MIRROR to the most left Position, Move ASSIST OUTSIDE MIRROR to the most right Position, Move DRIVE OUTSIDE MIRROR to the highest position, Move DRIVE OUTSIDE MIRROR to the lowest position, Move DRIVE OUTSIDE MIRROR to the most left position, Move DRIVE OUTSIDE MIRROR to the most right position, Move P/SEAT to the Foremost Position(Cushion Extension), Move P/Seat To The Foremost Position(Recline), Move P/Seat To The Foremost Position(Slide), Move P/Seat To The Highest Position(FR Height), Move P/SEAT to the Highest Position(Head Rest), Move P/Seat To The Highest Position(RR Height), Move P/SEAT to the Last Position(Cushion Extension), Move P/Seat To The Last Position(Recline), Move P/Seat To The Last Position(SILDE), Move P/Seat To The Lowest Position(FR Height), Move P/SEAT to the Lowest Position(Head Rest), Move P/Seat To The Lowest Position(RR Height), Move P-Seat to the Foremost Position (Head Rest Slide), Move P-Seat to the Foremost Position(Shoulder), Move P-Seat to the Last Position (HeadRest Slide), Move P-Seat to the Last Position(Shoulder), Multimedia Load Power Relay, Navi Wakeup Signal Output, O2 Heater Front, O2 Heater Rear, Oil Control Valve - Exhaust Bank 1, Oil Control Valve - Intake Bank 1, Operate DRIVE SIDE FOLD, Operate DRIVE SIDE UNFOLD, Operate DRIVE SIDE WINDOW AUTO DOWN, Operate DRIVE SIDE WINDOW AUTO UP, Operate DRIVE SIDE WINDOW DOWN, Operate DRIVE SIDE WINDOW UP, Optional Rear Seat Warmer - Left, Optional Rear Seat Warmer - Right, Over Speed Warning Indicator, Parking Brake Indicator, PAS Indicator/RPAS OFF Indicator, PAS/RPAS Buzzer Output, Passenger Air Mix Door-0%, Passenger Air Mix Door-100%, Passenger Air Mix Door-50%, Passenger Mode Door - Defog, Passenger Mode Door - Floor, Passenger Mode Door - Vent, Pocket Light Output(Optional), Power Window Relay, Puddle Lamp Output, Radiator Cooling Fan PWM, Rear Assist Side Door Curtain Down(Only Windows Close Status), Rear Assist Side Door Curtain Up(Only Windows Close Status), Rear Assist Side Window Auto Up, Rear Assist Window Auto Down, Rear Assist Window Down, Rear Curtain DN Output, Rear Curtain Up Output, Rear Driver Side Door Curtain Down(Only Windows Close Status), Rear Driver Side Door Curtain Up(Only Windows Close Status), Rear Driver Side Window Auto Up, Rear Driver Window Auto Down, Rear Driver Window Down, Rear Driver Window Up, Rear Fog Lamp Indicator, Rear Fog Lamp Relay, Rear Mood Lamp(Both Left and Right), Rear Pocket Lamp(Both Left and Right), Rear Power Window LH Up Relay, Rear Room Lamp Output, Rear Seat Belt Center Indicator, Rear Seat Belt Left Indicator, Rear Seat Belt Right Indicator, Rear Washer Motor, Rear Wiper Relay, Refrigerant 2Way Valve - #1 OFF, Refrigerant 2Way Valve - #1 ON, Refrigerant 2Way Valve - #2 OFF, Refrigerant 2Way Valve - #2 ON, Refrigerant 3Way Valve - #1 OFF, Refrigerant 3Way Valve - #1 ON, Refrigerant 3Way Valve - #2 OFF, Refrigerant 3Way Valve - #2 ON, RKE Tailgate Signal Output(to PTGM), Room Lamp Output, RPAS Switch Indicator (Option), Safety Power Window Enable, SBL Function Test SBL LH ON, Security LED Output, Shift Control Solenoid Valve A(UD/B), Shift Control Solenoid Valve B(2-6/B), Shift Control Solenoid Valve C(35R/C), Shift Control Solenoid Valve D(OD/C), Shift Control Solenoid Valve E(SS-A), Shift Control Solenoid Valve F(SS-B), SMK Status Information, SSB Illumination, SSB LED Amber, SSB LED Blue/Red, SSB LED OFF, SSB LED White, Start Inhibit Relay, Starter Relay, Static Bending LH Output, Static Bending RH Output, Stop Lamp,

SunRoof Power Relay control, Tail Interior Lamp, Tail Lamp Indicator, Tail Lamp Output, Tailgate/Trunk Release Relay, TCI Bypass Valve (Turbo Only), Trunk Antenna, Turn LH Output, Turn RH Output, Unfold Mirrors, Variable Intake Solenoid(Optional), VCM Motor(Optional), Waste Gate Valve (Turbo Only), Window Lock to Driver Door Module, Wiper High Relay, Wiper Low Relay, Wiper Power Relay, Wiper Relay

New Kia Coverage

11 new Adjustment type special tests:

Air Bleeding Mode, Auto Detected Configuration Reset (ESP/ESC Only), Auto Detected Configuration Reset, Longitudinal G Sensor Calibration(HAC/DBC Only), Resetting Adaptive Values, Resetting Auto Trans Adaptive Values, Seat Limit Position Setting, TPMS Test, WCT Reprogram, Weight Classification Sensor Reset, Write VIN

268 new Actuation type special tests:

(LED) DRL Lamp LH, (LED) DRL Lamp RH, 3LH SBR Left Indicator, 3RH SBR Center Indicator, A/C Compressor Relay, A/C Compressor Test (ECV Type), ACC Relay, Activate Assist Side Antenna, Activate Driver Side Antenna, Activate Hat Shelf Antenna, All Door Lock Signal Output(to PTGM), Assist Mirror Position Down, Assist Mirror Position Left, Assist Mirror Position Right, Assist Mirror Position Up, Assist Seat Belt Indicator, ATM Solenoid, Auto Light Power, AV Tail, BCM Internal Buzzer Output, Bumper Antenna Active, Burglar Horn Relay, Canister Purge Valve, Canister Shut Off Valve (OBD-2 Only), Canister Shut Off Valve Clocked(OBD-2 Only), Central Door Lock Indicator, Central Door Lock Relay, Central Door Unlock Relay, Charging Status LED (Green) On, Charging Status LED (Yellow) On, Compressor Off, Compressor On, Console Mode Door - Vent, Console On Door, Console Temperature Air Mix Door 0%, Console Temperature Air Mix Door 100%, Console Temperature Air Mix Door 50%, Coolant 3Way Valve, Cruise Control Main Lamp(Optional), Cruise Control SET Lamp(Optional), Current FOB Key Check, D_DRL Relay, Dead Lock Relay, Def Door - Close, Def Door - Open, Defogger / Deicer Relay, Door Unlock Signal, Drive Side Puddle Lamp, Driver Air Mix Door-100%, Driver Air Mix Door-50%, Driver Courtesy Lamp, Driver Door Lock, Driver Door Unlock Relay, Driver Door Unlock, Driver Heater Control, Driver Mode Door-DEF., Driver Mode Door-Floor, Driver Mode Door-Vent, Driver Rear Door Courtesy Light, Driver Seat Belt Indicator, DRL Relay(Canada), Electric water pump control., Engine Check Lamp [MIL], Engine Coolant Filling Mode, ETC Motor, Europe Cornering Lamp Left Relay Output, Europe Cornering Lamp Right Relay Output, EVAP Leakage Test, Exhaust Gas Recirculation, External Buzzer Output, External Buzzer, Fan Motor Control-High Speed, Fan Motor Control-Low Speed, Flasher Sound Relay(Optional), FOB Battery Indicator, FOB Key Status Information, Folding Mirror Relay, Foot Lamp Output, Front Air Flow Door - 100%, Front Air Flow Door - 50%, Front Blower Fan Motor-1Step, Front Blower Fan Motor-2Step, Front Blower Fan Motor-3Step, Front Blower Fan Motor-4Step, Front Blower Fan Motor-5Step, Front Blower Fan Motor-6Step, Front Blower Fan Motor-7Step, Front Blower Fan Motor-8Step, Front Blower Fan Motor-Off, Front Fog Lamp Indicator, Front Fog Lamp Relay, Front Heated Glass Relay, Front Washer Motor Output, Fuel Pressure Indicator Lamp, Fuel Pressure Regulator (GDI Only), Fuel Pump Relay, Glove Box Lamp Output, Haptic Steering Wheel Output, Hazard Relay, Head Lamp High Indicator, Head Lamp High Output, Head Lamp Leveling Min(Low) Position, Head Lamp Low Indicator, Head Lamp Low Output, Head Lamp Low Signal, Head Lamp Washer Relay, Heated Handle Indicator, Heated Handle Output, Heated Washer Nozzle Output, Horn Relay(NA), Horn Relay, HV PTC OFF, HV PTC ON(Min.), IGN1 Relay, IGN2 Relay, Ignition Coil 1, Ignition Coil 2, Ignition Coil 3, Ignition Coil 4, Illumination, Immobilizer Indicator, Injector Disable-Cylinder 1, Injector Disable-Cylinder 2, Injector Disable-Cylinder 3, Injector Disable-Cylinder 4, Intake Door -

Fresh, Intake Door - Recirc, Interior Antenna 1, Interior Antenna 2, Interior Lamp Autocut Relay Output(Optional), Interior Mood Lamp Output, IOD Relay, Key Hole Illumination, Key Interlock Solenoid(Manual Key Type), Key Out Indicator, Lamp Load Power Relay, Luggage Lamp Relay, Main Relay, Manual HLLD Signal Output, MAP Lamp, Mood Lamp 1 Output, Mood Lamp 2 Output, Mood Lamp 3 Output, Move ASSIST OUTSIDE MIRROR to the highest Position, Move ASSIST OUTSIDE MIRROR to the lowest Position, Move ASSIST OUTSIDE MIRROR to the most left Position, Move ASSIST OUTSIDE MIRROR to the most right Position, Move DRIVE OUTSIDE MIRROR to the highest position, Move DRIVE OUTSIDE MIRROR to the lowest position, Move DRIVE OUTSIDE MIRROR to the most left position, Move DRIVE OUTSIDE MIRROR to the most right position, Move P/SEAT to the Foremost Position(Cushion Extension), Move P/Seat To The Foremost Position(Recline), Move P/Seat To The Foremost Position(Slide), Move P/Seat To The Highest Position(FR Height), Move P/SEAT to the Highest Position(Head Rest), Move P/Seat To The Highest Position(RR Height), Move P/SEAT to the Last Position(Cushion Extension), Move P/Seat To The Last Position(Recline), Move P/Seat To The Last Position(SILDE), Move P/Seat To The Lowest Position(FR Height), Move P/SEAT to the Lowest Position(Head Rest), Move P/Seat To The Lowest Position(RR Height), Move P-Seat to the Foremost Position (Head Rest Slide), Move P-Seat to the Foremost Position(Shoulder), Move P-Seat to the Last Position (HeadRest Slide), Move P-Seat to the Last Position(Shoulder), Multimedia Load Power Relay, Navi Wakeup Signal Output, O2 Heater Front, O2 Heater Rear, Oil Control Valve - Exhaust Bank 1, Oil Control Valve - Intake Bank 1, Operate DRIVE SIDE FOLD, Operate DRIVE SIDE UNFOLD, Operate DRIVE SIDE WINDOW AUTO DOWN, Operate DRIVE SIDE WINDOW AUTO UP, Operate DRIVE SIDE WINDOW DOWN, Operate DRIVE SIDE WINDOW UP, Optional Rear Seat Warmer - Left, Optional Rear Seat Warmer - Right, Over Speed Warning Indicator, Parking Brake Indicator, PAS Indicator/RPAS OFF Indicator, PAS/RPAS Buzzer Output, Passenger Air Mix Door-0%, Passenger Air Mix Door-100%, Passenger Air Mix Door-50%, Passenger Mode Door - Defog, Passenger Mode Door - Floor, Passenger Mode Door - Vent, Pocket Light Output(Optional), Power Window Relay, Puddle Lamp Output, Radiator Cooling Fan PWM, Rear Assist Side Door Curtain Down(Only Windows Close Status), Rear Assist Side Door Curtain Up(Only Windows Close Status), Rear Assist Side Window Auto Up, Rear Assist Window Auto Down, Rear Assist Window Down, Rear Curtain DN Output, Rear Curtain Up Output, Rear Driver Side Door Curtain Down(Only Windows Close Status), Rear Driver Side Door Curtain Up(Only Windows Close Status), Rear Driver Side Window Auto Up, Rear Driver Window Auto Down, Rear Driver Window Down, Rear Driver Window Up, Rear Fog Lamp Indicator, Rear Fog Lamp Relay, Rear Mood Lamp(Both Left and Right), Rear Pocket Lamp(Both Left and Right), Rear Power Window LH Up Relay, Rear Room Lamp Output, Rear Seat Belt Center Indicator, Rear Seat Belt Left Indicator, Rear Seat Belt Right Indicator, Rear Washer Motor, Rear Wiper Relay, Refrigerant 2Way Valve - #1 OFF, Refrigerant 2Way Valve - #1 ON, Refrigerant 2Way Valve - #2 OFF, Refrigerant 2Way Valve - #2 ON, Refrigerant 3Way Valve - #1 OFF, Refrigerant 3Way Valve - #1 ON, Refrigerant 3Way Valve - #2 OFF, Refrigerant 3Way Valve - #2 ON, RKE Tailgate Signal Output(to PTGM), Room Lamp Output, RPAS Switch Indicator (Option), Safety Power Window Enable, SBL Function Test SBL LH ON, Security LED Output, Shift Control Solenoid Valve A(UD/B), Shift Control Solenoid Valve B(2-6/B), Shift Control Solenoid Valve C(35R/C), Shift Control Solenoid Valve D(OD/C), Shift Control Solenoid Valve E(SS-A), Shift Control Solenoid Valve F(SS-B), SMK Status Information, SSB Illumination, SSB LED Amber, SSB LED Blue/Red, SSB LED OFF, SSB LED White, Start Inhibit Relay, Starter Relay, Static Bending LH Output, Static Bending RH Output, Stop Lamp, SunRoof Power Relay control, Tail Interior Lamp, Tail Lamp Indicator, Tail Lamp Output, Tailgate/Trunk Release Relay, TCI Bypass Valve (Turbo Only), Trunk Antenna, Turn LH Output, Turn RH Output, Unfold Mirrors, Variable Intake Solenoid(Optional), VCM Motor(Optional), Waste

Gate Valve (Turbo Only), Window Lock to Driver Door Module, Wiper High Relay, Wiper Low Relay, Wiper Power Relay, Wiper Relay

New Nissan/Infiniti Coverage

208 new Adjustment type special tests:

A/F Initial Learning, A/F Sensor Response Diagnosis Status B1, A/F Sensor Response Diagnosis Status B2, Active Control Engine Mounting A, Active Control Engine Mounting B, Adaptives After Replacing Particulate Filter, Adjustment: Type Of Alarm Signal, AFT Maintenance, After Camshaft Position Sensor Replacement, After Clutch Pedal Switch Replacement, After Crankshaft Position Sensor Replacement, After Electric Throttle Control Actuator Replacement, After Fuel Injector Replacement, After Fuel Rail Pressure Sensor Replacement, After High Pressure Fuel Pump Replacement, After Turbocharger Replacement, After Turbocharger Solenoid Valve Replacement, Air Bleeding, Air Fuel Ratio Correction Value, Air Fuel Ratio Sensor, ALC Setting, Anti Theft Alarm Trigger Setting, Anti-Lock Out Set, AP Position Learn Clear, Auto Door Lock, Auto Light Logic Setting, Auto Park Inhibition, Automatic Door Lock/Unlock Setting, Automatic Door Locking, AUTOMATIC DOOR UNLOCK SELECT, Automatic Lock Setting, Automatic Unlocking, Auxiliary Gearbox Clutch Point Learning, Battery Discharge Current Integration Clear, BCM Diagnosis When Engine Does Not Start, BCM Diagnosis When the Door Lock Is Malfunctioning, Blind Spot Detection Configuration, Blind Spot Detection Shut-Off Requester Test, Blow Mode, Blow Set, Cause of Auto Cancel 2, Cause of Auto Cancel 4, Cause of Auto Cancel 6, CC/SL Program, Check Fuel Lines, Clear Air-Fuel Ratio Learning, Clear ETC Learning, Clear E-VTC Op Learned Angle (Exh), Clear E-VTC Op Learned Deviation Angle (Exh), Clear FFD, Clear LPG Air-fuel Ratio Learning, Clear Normal TAS Learning, Clsd Thl Pos Learn, Clutch Pedal End Stroke, Clutch Point Learning, CLUTCH SENSOR RESET, CML Battery Discharge Current Integration Clear, CO Adjustment, Communication Test With Key, Computer Programming, Conform CVTF Deterioration, Cumulative Sub-Battery Discharge Current Clear, Custom A/Light Setting, Decel G Sensor Calibration, Diagnosis for Remote Engine Starter, Door Lock / Unlock, Door Motor Starting Position Reset, Door Open Detection Acoustic Alarm, Door unlocking Driver door/all doors, Door Unlocking Triggering Delay, DPF Regeneration, Dual battery relay voltage drop count data clear, ECO Mode Reset Function, EGR Control Valve Closed Position Learning, Electric Intake Valve Timing Control Learning, Electric Oil Pump Air Bleeding, Engine Adaptive, Engine basis parts value 1 and 2 clear, Engine Brake Adjustment, Engine Start by I-Key, Erase Calibration Data, Erase Learning Value, Erase Memory Data, Erase Statistic Memory, Ethanol Concentration, EVAP System Close, FEB Operation Mileage, Fine Adjustment Front View Camera Top View, Fine adjustment of DS camera, top view, Fine adjustment of PAS camera, top view, Fine Adjustment Reversing Camera Top View, Finish Brake Pad Replacement, FRE Memory Set, Front Camera Guidelines Correction, Fuel Pressure Release, Fuel Supply Prevention, FWD Clutch Point Learning, G Sensor Calibration, Gas Sensor Adjustment, GPF Service Regeneration Reset Routine Execution, High Pressure Fuel Circuit Fault Finding, High Pressure Fuel Pump Total Starts Counter Clear, Horn With Keyless Lock, ID Read, ID Registration, Idle Air Volume Learn, Ignition Battery Saver Set, Ignition Timing (ADV), Ignition Timing Adjustment, Illumination Delay Setting, Initialization Position Adjustment, Injection Pump Adaptive, Injection Timing, Interior Light/Door Lock Interaction Setting, Interval of Oil Change (OCS) Oxidation, Key Acknowledgement Signal On Locking, Key Acknowledgement Signal On Unlocking, Key Battery Flat Warning, Lane Dep.Warning Camera Shut-Off Requ.Test, Lane Departure Warning Camera Configuration, Launch Control Counter Reset, Lock/Unlock By I-Key, Longitudinal G Sensor Calibration, M/T Neutral Pos Learn, Misfire Count (Past), Misfire count (real-time), Multi Answer Back Setting, Number of Starting 1, Number of Starting 2, Number of Starting 3, Number of Starting 4, Number of Starting Cycles, Oil Change Interval (OCS) Dilution,

Panic Alarm Triggering Delay, Pressure Sensor Initialization, Program Key Fobs, Programmed Values, Programming Reinitialization, Programming Selections/Engaging Zones, R Lamp Timer Logic Setting, Rear Door Window Open Detect. Acoustic Alarm, Rear Lid Unlocking Triggering Delay, REC Memory Set, Regeneration of Gasoline Particulate Filter, REMO CONT ID CONFIR, Remo Cont ID Erase, REMO CONT ID REGIST, Reset Adaptation Values for Shift Operation, Reset Adaption To Factory Setting, Reset Fuel And Timing Learn Tables, Reset Fuel Consumption Short Term Log, Reset to Default Settings, Retained Power Setting, Reversing Camera Guidelines Correction, Room Lamp Off Timer Setting, Room Lamp On Timer Setting, Room Lamp Timer Setting, RTCV Actuator Calibrate, Save Computer Data, Save/Write Data for CPU Replace, SC Magnetic Clutch Engage Count Clear, Self-Learning Cont, Set R-DEF Timer, Set Rear Temperature Correction, Set Temperature Correction, Shift Drum Reference Position, Solenoid VTC Operation Start Duty Learning, Start Brake Pad Replacement, Start OBD test: Catalytic converter, Start OBD test: O2 sensors, Starter Operation Count Clear, Starter Operation Counter Clear, Steering Angle Initialization, Stop/Start engine restart cause data recorder, Stop/Start engine stall cause data recorder, Stop/Start prohibit cause data recorder, Sub-Starter Generator Oper Count Clear, Supercharger Magnet Clutch Engagement Count Clear, System Mode Change, Target Evaporator Temperature Upper Limit Setting, Target Idle RPM Adjustment, Target IGN TIM ADJ, Target Ignition Timing Hold, Tcu Activate Setting, Teach-in Of Selection Range Sensor, Temp Set Correct In Deg C, Temp Set Correct In Deg F, Tire Pressure Sensor Registration, Upshifts, V/T Control Learn, Valve Calibration, Valve Check, Valve Flushing, Valve Timing Adjustment, Valve Timing Offset Data Clear, Valve Timing Offset Data Writing, Vcr Base Position Learning, VIN Registration, VVEL Position Sensor Adj Prepare, Waste Gate Actuator Position Learning Value Clear, Waste Gate Regulation, Wiper Speed Setting, Write Fuel Learn Value, Write High Pressure Fuel Pump Total Starts Count, Write Saved Data, Write Starter Operation Count, WRITE VIN(MANUAL INPUT), Write VIN

651 new Actuation type special tests:

(TBD)EAP FAIL IND, (TBD)Epkb Request, (TBD)EPS Reaction Force Request, (TBD)Hand Free Warning, (TBD)LDP L STEP, A/C Compressor Relay Control, A/C Compressor, A/C Indicator, A/F Sensor Heater, AAC/V Output Duty, AAC/V Output Step, ABS Motor, AC Compressor Relay, AC Compressor, A-C INDICATOR, ACC Indicator Lamp, ACC Indicator, Accy/RAP Relay, Activate Demo Mode Of Exterior Lamp, Activate the Starter Cut Relay, Active Grille Air Shutter, Active Grille Shutter, Active Pedal, ADAS Buzzer 2, ADAS BUZZER, Advanced Homogeneous Direct Injection Angle, Advanced Stratified Direct Injection Angle, AEB Disp, A-F Ratio Cntrl Stop Stratified Chrg Cmb Trnsfr, Air Bypass Valve Solenoid, Air Cond Rly, Air Conditioner Relay Output, Air Conditioner Test, Air Inlet Control Flap On Front End Panel, Air Inlet Flap, Air Pump Relay, Air Pump, Air/Liquid Pump Of Camera, ALC Disp, ALC Level, ALL INDICATORS DRIVE, All LCD Segments, ALL SEG, All Shock Absorber, Alternator Duty Cycle, Alternator Duty, Alternator Voltage, Answer Back With I-Key Unlock, Antenna Self-Test, Anti Key Lock In Function, ARC Disp 2, ARC Disp, ARC operation indication, AS Seat Lamp Test, Assist Seat Lamp Test, ATC 1 Disp, ATC 2 Disp, ATC 3 Disp, ATC 4 Disp, ATC 5 Disp, Auto ACC 1, AUTO ACC 2, Auto retractable door mirror, Auto Stop Start, Automatic Back Door, Automatic Brake Hold Lamp Active, Automatic Brake Hold SW Lamp Active, Back Door open Test, Battery Saver, BCI Warning Indicator, Boost Pressure, Booster Solenoid, Boot/Trunk Open, Brake Actuator 1 Mode 1, Brake Actuator 1 Mode 2, Brake Actuator 1 Mode 3, Brake Actuator 2 Mode 1, Brake Actuator 2 Mode 2, Brake Actuator 2 Mode 3, Brake Actuator 3 Mode 1, Brake Actuator 3 Mode 2, Brake Actuator 3 Mode 3, Brake Actuator, Brake Hold Disp, Brake Hold Display, Brake Operation, Brake Release, Brake SW, Brake Switch, BSI Indicator On, BSI ON Indicator, BSI Warning Indicator, BSW Indicator LH, BSW Indicator RH, BSW On Indicator, BSW Warning Lamp, BSW/BSI INDICATOR DRIVE, BSW/BSI WARNING LAMP, BSW-BSI

INDICATOR DRIVE, BSW-BSI WARNING LAMP, Buzzer, Camshaft Dephaser: Solenoid Valve Slide Movement, Camshaft Positioner, Canister Bleed Solenoid Valve, Canister Drain Cut Valve, Cargo Lamp Output, Catalyst Exhaust Gas Downstream O2 Resistance Heater PWM, Catalyst Exhaust Gas Upstream O2 Resistance Heater PWM, Cause of Auto Cancel 1, Causes Of Engine Stop Prevention, CBV Position Override, Charge Air Cooler Cooling Electric Water Pump, Check Activated Canister Shutoff Valve, Check Boost Pressure Control, Check Component Purging Pressure Control, Check Coolant Pump Switchover Valve, Check Coolant Thermostat Heating Element, Check Cylinder Fuel Injectors For Leaks, Check Cylinder Fuel Injectors, Check Deceleration Air Switchover Valve, Check Engine And AC With Integrated Control Fan Motor, Check Engine Oil Pump Valve, Check Exhaust Camshaft Solenoid, Check Fuel High Pressure Circulation for Leak Tightness, Check Fuel Pressure And Temperature Sensor Rail Pressure, Check Fuel Tank Pressure Sensor, Check Intake Camshaft Solenoid, Check Intake Port Shutoff Actuator Motor, Check Purging Switchover Valve, Check Quantity Control Valve, Check Throttle Valve Actuator, Check Valve Bypass Valve, CNG Cylinder Shutoff Valve, Command St Whl Forc, Command Steering Angle, Component Quantity Control Valve, Compressor, Confirm Dongle ID, Continuously Variable Valve Timing Control Side Intake, Coolant Circulation Switching S/V, Coolant Temperature, Cooling Fan, Cornering Lamp Test, CORNERING LAMP, C-SCV Target Step (Bank1), C-SCV Target Step (Bank2), C-VTC Target Angle, Cylinder Cutout Test, Daytime Running Light, DCA Indicator, DEF Dosing Unit Override Test, DEF Line Heater Test, DEF System Leak Test, DEF Tank Heater Test, DIG Power Balance Cylinder 1, DIG Power Balance Cylinder 2, DIG Power Balance Cylinder 3, DIG Power Balance Cylinder 4, DIG Power Balance Cylinder 5, DIG Power Balance Cylinder 6, DIG Power Balance Cylinder 7, DIG Power Balance Cylinder 8, Display: Test, Door Handle Lamp Test, Door Lock Ind, Door Lock Indicator, Door lock status indicator, Door Lock, Door Mirror LED LH, Door Mirror LED RH, Door Warning Lamp, DOWNSTREAM OXYGEN SENSOR HEATING, Drive Mode Test, Driver Seat, EAP SW LAMP, EAPM Warning Lamp, EGR Cont (Mode 1), EGR Cont (Mode 3), EGR Control Valve, EGR Cut Solenoid, EGR Solenoid, EGR Vol Cont/V, EGR VOL CONT-V, EGRC Solenoid Valve, Electric Fan Override Test, Electric Parking Brake Activation, Electric Water Pump, Electrical Control EGR Target Step, Electrical Control Engine Mount Motor, Electronic Throttle Control, ENG COOLANT TEMP, Engine Coolant Bypass Valve, Engine Coolant Electric Water Pump, Engine Coolant Temperature, Engine Fan Override Test, Engine Mounting, Engine Oil Pressure Control Solenoid Valve, Engine Piloted Oil Pump, ENGINE SPEED OUTPUT TEST, Engine Start Request, Engine Start, Engine Sw Illumi, ESS Active, ESS Relay Active, ETC Correction Valve, EVAP Canister Purge Control Solenoid Valve, EVAP CNT Duty Valve Open, EVAP Leak Diag, EVAP Leak Mode8, EVAP Leak P1441, E-VTC Target Angle (Exhaust), EXH V-T ASSIGN ANGLE, Exhaust Air Flap, Exhaust Camshaft Dephaser Solenoid Valve, Exhaust Camshaft Set Point, Exhaust Fuel Injector, Exhaust Gas Recirculation Cooler Bypass Valve, Exhaust Valve Timing Assign Angle, Exhaust Valve Timing Control Solenoid Valve, Exterior Lamps, External Buzzer, EXTERNAL LAMPS, Fan Duty Control, Fan Unit High Speed Relay, FAN UNIT HIGH SPEED, Fan Unit Low Speed Relay, FAN UNIT LOW SPEED, FL Shock Absorber, FL Tire Disp, Flasher test, Flasher, FLAT TIRE WARNING, Flex-Fuel Additional Pump, Flex-Fuel Additional Solenoid Valve, FLYWHEEL TARGET PROGRAMMING, Fog Lamp Override, FPCM, FR Fog lamp, FR LH ABS Solenoid (ACT), FR LH ABS SOLENOID(ACT), FR LH SOL, FR RH ABS Solenoid (ACT), FR RH ABS SOLENOID(ACT), FR RH SOL, FR Shock Absorber, FR Tire Disp, Fr Wiper, Fresh Air Memory, Front Assist Window, Front Buzzer, Front Driver Window, Front Fog Lamp, Front lamp, Front Left Solenoid, Front Right Solenoid, Front window defogger (driver side), Front window defogger (passenger side), Front Wiper Test, Front Wiper, Fuel Flow Actuator, Fuel Flow Solenoid Valve, Fuel Heater Relay, Fuel Heater, Fuel Injection, Fuel Lid Open Indicate, FUEL LID OPEN, FUEL METER DIAGNOSIS(ANALOG METER), Fuel Pressure Solenoid Valve, Fuel Pump Control Module, Fuel

Pump Relay 2, Fuel Pump Relay 3, Fuel Pump Relay, Fuel Pump, Fuel Rail Pressure Control Valve, Fuel Rail Pressure, Fuel Return Valve, Fuel Shutoff Valve 1, Fuel Shutoff Valve 2, Fuel Shutoff Valve 3, Fuel Shutoff Valve, Fuel Supply Pump Override Test, Fuel System Leakage Test, FUEL-T TEMP SEN, Gas Pump Command State, Glow Relay, HALF BACK DOOR, Hazard Answer Back, Hazard Lamp, HDC DISP, HDC Display, Head Lamp High, Head Lamp Washer, HEAD LAMP(HI), Head Lamp, Head Lamps, Headlamp High, Headlamp Low, Headlamp Washer, Heater Valve Flow, HEATING RESISTOR RELAY 1, HEATING RESISTOR RELAY 2, HEATING RESISTOR RELAY 3, High Beam Lamp Test, High Pressure Circuit Leak Test, Horn Acknowledgement Signal, Horn Chirp Test, HORN LAMP, Horn Test, Horn, Horn-IPDM-E, Horn-Multi Remote Ent, HPCR Fuel Act Override, HVAC Test, Hydraulic Control, IACV-AAC/V Opening, ICC Buzzer, ICC Warning Lamp, ID REGIST WARNING, Idle Target RPM, Ign Cont2, IGN KEY WARN ALM, Ignition Accessory Battery Saver, Ignition Cont1, Ignition Cont2, Ignition Cylinder 1, Ignition Cylinder 2, Ignition Cylinder 3, Ignition Cylinder 4, Ignition Illumination, Ignition Key Gong, Ignition Key In Alarm, Ignition Key Warning Alarm, Ignition On Ind, Ignition On Warning System, Ignition Relay, Ignition Switch LED Power, Ignition Timing (Mode 1), Ignition Timing (Mode 3), Ignition Timing, Ill Dim Signal, Illumination Dim Signal, Immobilizer Lamp, Indicator, Injection Pressure Regulator, Injector Cylinder 2, Injector Cylinder 3, Injector Cylinder 4, Injector-Cylinder 1, Inside ANT Diagnosis, Inside Buzzer, Instrument Cluster Indicat. Lamps, INT LAMP, INT V/T ASSIGN ANGLE, INT V-T ASSIGN ANGLE, Intake Duct S/V, Intake Manifold Pressure Solenoid, Intake Valve Timing Control Solenoid Valve, Intank Fuel Temperature Sensor, INTELLIGENT KEY LINK (CAN), Intelligent Key Link, Interior Lamp, Interior Lamps, Interrupt Disp, Key Fob Low Battery Warning, Key Fob Power Window Test, Key Lock Solenoid, Key Reminder Warn, Key Reminder, Lamps, Lane Departure W/L, Lane Departure Warning Display, LANE DEPARTURE W-L, LCD, LDP Buzzer, LDP ON IND, Ldp On Indicator, LDP Warning Indicator, LDP Warning Lamp, LDW On Indicator, LDW Warning Indicator, LDW Warning Lamp, LED LH INDICATOR, LED, Left Exterior Mirror LED Test, Light On Alarm, LIGHT WARN ALM, Lock (Central Locking), Lock Doors, Lock Indicator, Low Pressure Fuel Pump, LPG Air Fuel Ratio Revision Value, LPG Shutoff Valve Relay, Luggage Lamp Test, Malfunction Status Of Stop/Start System, MAP/Baro SW/V, Master Warning Active, Meter Buzzer, Meter Lamp, Mirror +5 V Test, Mixture Ratio, Mode 1 DIG Power Balance Cylinder 1, Mode 1 DIG Power Balance Cylinder 2, Mode 1 DIG Power Balance Cylinder 3, Mode 1 DIG Power Balance Cylinder 4, Mode 1 DIG Power Balance Cylinder 5, Mode 1 DIG Power Balance Cylinder 6, Mode 1 DIG Power Balance Cylinder 7, Mode 1 DIG Power Balance Cylinder 8, Mode 3 DIG Power Balance Cylinder 1, Mode 3 DIG Power Balance Cylinder 2, Mode 3 DIG Power Balance Cylinder 3, Mode 3 DIG Power Balance Cylinder 4, Mode 3 DIG Power Balance Cylinder 5, Mode 3 DIG Power Balance Cylinder 6, Mode 3 DIG Power Balance Cylinder 7, Mode 3 DIG Power Balance Cylinder 8, Motor Fan, MOTORISED THROTTLE, Oil Pressure Sw, Oil Pressure Switch, Optic Axis Active Test, Outside Air Temperature Diagnosis, Outside Buzzer, Oxygen Sensor 1 Heater, Oxygen Sensor 2 Heater, P Range, P/REG CONT SOL/V, Panic Alarm, Parcel Shelf, Parking Brake Full Release, Parking Lamp, Partial Load Operation Crankcase Ventilation Valve, PB SW indicator ON, PBD, Power Balance (Cylinder #1), Power Balance (Cylinder #2), Power Balance (Cylinder #3), Power Balance (Cylinder #4), Power Balance (Cylinder #5), Power Balance (Cylinder #6), Power Balance (Cylinder #7), Power Balance (Cylinder #8), Power Balance, Power Slide Door, Power Sliding Door, Power Window Down, Power Window Remote Down Set, PRES Regulator, Pressure Control Solenoid A, Pressure Control Solenoid B, Pressure Control Solenoid C, Programming CI Touch Point, PROGRAMMING THROTTLE LIMITS, PRVR Solenoid, PSD PBD Open Test, PTC Heater Relay 1, PTC Heater Relay 2, PTC Heater Relay 3, PTC Relay-1, PTC Relay-2, PTC Relay-3, Purg Vol Cont/V, PURG VOL CONT-V, Purging Switchover Valve, Push Switch Indicator, RAB Warning Lamp (Malfunction), RAB Warning Lamp (Operation), Radiator Fan Drive, Radiator Fan Output Hi, Radiator Fan Output

Lo, Radiator Fan Relay Test, Radiator Fan Relay, RCTA-BSW Indicator, Read Tire Id, READY Indicator Lamp, Rear Assist Window, Rear Buzzer, Rear Defogger Indicator, Rear Defogger, Rear Driver Window, Rear Left Solenoid, Rear O2 Diagnosis, Rear Right Solenoid, Rear Wiper, Recycle Air Memory Switch, Release Hand Warning, Remote Engine Starter, Retractable Mirror, Reverse Gear Reset Values Of Shift Operations, Reverse Lamp, Reverse Warning, Right Exterior Mirror LED Test, Rise Up Wiper Test, RL Shock Absorber, RL Tire Disp, Roof, RR Fog Lamp, RR LH ABS Solenoid (ACT), RR LH ABS SOLENOID(ACT), RR LH SOL, RR O2 Sensor Heater, RR RH ABS Solenoid (ACT), RR RH ABS SOLENOID(ACT), RR RH SOL, RR Shock Absorber, RR Tire Disp, RR Wiper, RTCV Hysteresis Test, RUN FLAT TIRE W/L, Run Flat Tire Warning Buzzer, RUN FLAT TIRE W-L, RUN FLAT-T WARN BUZZER, SCB/V Cont SOL/V, SCR Performance, SCV Solenoid, Seat belt lamp test, Seat Belt Warn Test, Secondary Air Cut Solenoid, Security Horn, Security Indicator, Shift Lock Solenoid, Shift Solenoid A, Shift Solenoid B, Shift Solenoid C, Shift Solenoid D, Shift Solenoid E, Shift Spot Lamp Test, SHIFTLOCK SOLENOID TEST, SHIFTLOCK SOLENOID TEST, Short Cranking Output, Siren, Solenoid Actuator Driving FR 2 Wheels, Solenoid Actuator Driving FR-LH, Solenoid Actuator Driving FR-RH, Solenoid Actuator Driving RR 2 Wheels, Solenoid Actuator Driving RR-LH, Solenoid Actuator Driving RR-RH, Solenoid Driving FR-LH, Solenoid Driving FR-RH, Solenoid Driving RR, Solenoid Driving RR-LH, Solenoid Driving RR-RH, Speaker Mute Signal, Speed Sensor Function, START Button Illumination, Starter Cut Relay, Stationary Cornering Lamp Low, Steering Reaction Force Activation, Step Lamp Test, Stop Current Command, Stop Lamp 1, Stop Lamp 2, Stop Lamp 3, Stop Lamp Off Relay 1 Active, Stop Lamp Off Relay 2 Active, Stop Lamp ON Relay Active, Stop Lamp On Relay, Stop Lamp, Stop Light Relay, Stop start OFF switch indicator, Stratified Direct Injection Timing Angle, Stratified EGR Position, Sub Fuel Cont Sol /V, Sub Fuel Pump Relay, Super Charger Clutch Relay, Super Lock, Supercharger Clutch Relay, SWIRL CONT SOL VALVE, Swirl Control Valve, Switch Lamp, Tail Lamp, Tail Light, TANK FUEL TEMPERATURE SENSOR, TARGET EGR ANGLE, Target EGR Position, Target Electric Throttle Control Angle, Target Equivalence Ratio Control, Target Fan RPM, Target Idle Speed, TC Bypass Valve, TC-SC BYPASS VALVE, TCV Power System Test, THEFT IND, Theft Indicator, Thermostat Heater Control Solenoid Valve, Third O2 Sensor Heater, Third O2/S Diagnosis, Throttle Valve Position Setpoint, Tire Pressure Warning Lamp, TPMS ID flat tire warn, TPMS ID Registration Warning, TPMS LAMP WARN TEST, Truck Relay Test, Truck Unlock Test, Trunk Local Identifier, Trunk Open Test, Trunk/Back Door, Trunk/Glass Hatch Open, Trunk/Glass Hatch, Trunk-back door, TRUNK-GLASS HATCH, Trunk-Luggage Lamp Test, Trunk-luggage lamp, Tumble Control Valve, TUMBLE CONTROL VALVE~TUMBLE CONTROL VALVE, Turbocharger Boost Control Actuator, Turbocharger Boost Control Solenoid Valve, Turbocharger Wastegate Solenoid Valve, Turbocharging Solenoid Valve, Turn Disp, Turn display (LH), Turn display (RH), TURN SIGNAL LAMP LEFT, TURN SIGNAL LAMP RIGHT, Unlock Doors, Unlock Driver Door, Unlock Passenger Door, Unlock Rear Doors, UPSTREAM O2 SENSOR HEATING, V/T Assign Angle, Valve Tests, Valve Timing Sol, Variable Duct Solenoid Output, VC/V Bypass/V, VCR System, Vehicle Disp, Vehicle Security Horn, VEHICLE SECURITYT HORN, Vent Control Valve, VENT CONTROL-V, VIAS S/V-1, VIAS Solenoid, VIAS S-V-1, VIAS S-V-2, Vibration Motor, VMC left turning operation indication, VMC Right turning operation indication, VTC Solenoid, VVL Int Exh Solenoid Simultaneous Drive, VVL Solenoid Exhaust, VVL Solenoid Intake, W/G, Warning Buzzer, Warning Lamp, Warning System Indicator, Washer Fluid Pump Relay, Wastegate Actuator, Water Temperature, YAW STEP L, YAW STEP R, Yellow Lane Dep.Warnng.Indic. Lamp

New Subaru Coverage

- Added coverage for 56 new system applications

34 new Adjustment type special tests:

Actuator Initialization, AT learning mode, Auto Retractable Power Door Mirror Open Close ON/OFF Setting, Auto Retractable Power Door Mirror Open Trigger Setting, Auto Wiper at startup Setting, Camera Caution Display Settings, Camera Guide Line Settings, Clear AT Learning Value, Compressor Auto Mode, Diag Recorder Settings, Foot/DEF Auto Mode, Foot/Def Automatic Fan Speed Increase Function, Fresh/Recircle Air Door Auto Mode, Idle Speed Adjustment, Initial Button Setting, Initial Security Setting, Memory Initialization, Mode/All Flow, Mode/Heat III, Mode/Vent II, RAB Operation Record Data, Rear blower fan level, Record Clear, Reverse Interlocking Door Mirror Last Memory ON/OFF Setting, Reverse Interlocking Door Mirror ON/OFF Setting, Reverse Interlocking Door Mirror Tilt Down Side Setting, Set Temperature Shift, Simple Roughness Monitor, System Initialization, Tire Pressure Sensor Registration, Variable compressor break-in drive, Variable Flow Change Sol Duty Setting, VIN Entry, Wiper link Auto Light Setting

208 new Actuation type special tests:

A/C Change Setting, A/C Compressor Relay, A/C Relay, A/T Oil Temperature, ABS Sequence Control Mode, ABS Warning, Active Grill Shutter Test, Air Mix Door Actuator Target Open (Driver Side), Air Mix Door Actuator Target Open (Passenger Side), Airbag Warning, Airmix Dr Act Trgt Open Angle (Drivers), Airmix Dr Act Trgt Open Angle (Pass), All Lamps, All seat UNLOCK output, All seats door warning, Alternator control mode, AM Seek Up/Down, Ambient Air Temperature setting, Ambient Temperature, AUTO switch mode setting, Auto Switch, AWD Linear Solenoid, AWD Mode Select, AWD Solenoid, AWD, Blower Fan Level Setting, Brake Lamp Lighting Operation, Brake Maintenance Mode, Brake Warning, Brightness, Canister Purge Control Solenoid, Charge, Check E/G warning, Color Check, Color Check: Black, Color Check: Blue, Color Check: Cross Talking, Color Check: Gradation, Color Check: Green, Color Check: Red, Color Check: White, Compression monitor, Coolant Circulation Valve Control, Cruise Indicator, D range display, Diag Recorder Data delete, Diag Recorder Data output, Digital Audio Broadcast Antenna Check, Digital TV check, Door Mirror Indicator Active Test, Down range display, Driver Door, Driver Seat Belt Reminder, Driver Seat Mirror Operation Test, Driver Seat Sensor Power Supply, Dual-Range LO Indicator, E/G remaining oil warning, EGR Control, EGR Valve Control (Duty), ELCM pump, ELCM switching valve, EPB Active, EPB Hill Hold, EPS Indicator Lamp, Exhaust Control Valve Control, EYESIGHT failure, Fixed Idle Ignition Timing, FM Seek Up/Down, FR Clutch Solenoid, Fresh/Rec Air Dr Act Trgt Open Angle, Front Fog Lamp Indicator, Fuel efficiency gauge (ECO gauge) 1/2 scale command, Fuel efficiency gauge (ECO gauge) 1/4 scale command, Fuel efficiency gauge (ECO gauge) 3/4 scale command, Fuel efficiency gauge (ECO gauge) MAX scale command, Fuel efficiency gauge (ECO gauge) MIN scale command, Fuel Pump OFF, Fuel Pump Relay, Fuel sender E-point command, Fuel sender F-point command, Fuel Warning Lamp, HBA OFF/FAIL, HBA, Heater Water Temperature Setting, HID auto leveler, High Beam Indicator, Hill start assist OFF/failure indicator, Horn Output, IGN 1, IGN 1/2, IGN 2, Illumination Lights Test, Immobilizer, Injection Quantity Control, Injection Stop Mode (Injector 1), Injection Stop Mode (Injector 2), Injection Stop Mode (Injector 3), Injection Stop Mode (Injector 4), Injection Stop Mode (Injector 5), Injection Stop Mode (Injector 6), In-Vehicle Air Temperature Setting, Keyless Buzzer, L range display, LANE OFF, LED LO beam, LED Switch Lighting Test, Left Steering Responsive Headlight, Line Solenoid, lock actual. LOCK output, Lock-Up Duty Solenoid, Low Fuel Warning Indication, LP - EGR Valve Control, Meter 1/2 scale command, Meter 1/4 scale command, Meter 3/4 scale command, Meter E scale command, Meter F-scale command, Mode Door Actuator Opening Angle Target, N range display, Night Brightness Check, Night Brightness Check: Dark, Night Brightness Check: Most Bright, Night Brightness Check: Most Dark, Night Brightness Check: Standard, No-key warning, Noon Brightness Check, Noon Brightness Check: Bright, Noon Brightness Check: Dark, Noon Brightness Check: Most Bright, Noon Brightness Check: Most Dark, Noon Brightness Check: Standard, Odometer numerical device display 0, Odometer numerical

device display 1, Odometer numerical device display 2, Odometer numerical device display 3, Odometer numerical device display 4, Odometer numerical device display 6, Odometer numerical device display 7, Odometer numerical device display 8, Odometer numerical device display 9, Oil Pressure, P Range Display, Part Number, Passenger Door, Passenger Seat Mirror Operation Test, Passenger Seat Sensor Power Supply, P-CR OFF, Position light, Power Meter (100%), Power Meter (-100%), Power Windows Tests, Primary Down Solenoid, Primary Up Solenoid, Quantity of Sunload Setting, R range display, Radiator Fan Relay, Range Display Test, Rear Defogger, Rear Differential Inspection Mode, Rear Fog Lamp Indicator, Rear Left Door, Rear Right Door, Recline Motor Backward, Recline Motor Forward, Right Steering Responsive Headlight, ROM ID, Seat Slide Backward, Seat Slide Forward, Secondary Solenoid Current, SET Indicator, Shift Indicator Lamp, Shift Lock Solenoid, Signal Check, Software Information, Software version, Sounder Output, Speedometer test, SRH OFF, SRVD OFF, SRVD, Start SW Character Illumination Lighted, Start SW Indicator Lighted (Green), Start SW Indicator Lighted (Orange), Steering lock power supply, STSW, Tachometer test, Temp Gauge: C-Lock, Temp Gauge: C-Point, Temp Gauge: Dial 1 Instructions, Temp Gauge: Dial 2 Instructions, Temp Gauge: H-Lock, Temp Gauge: H-Point, Temp Gauge: Intermediate Stability Indication, Temp Gauge: Z-Point, TPMS Warning Light, Trip meter numerical device display 0, Trip meter numerical device display 1, Trip meter numerical device display 2, Trip meter numerical device display 3, Trip meter numerical device display 4, Trip meter numerical device display 5, Trip meter numerical device display 6, Trip meter numerical device display 7, Trip meter numerical device display 8, Trip meter numerical device display 9, Trunk open, Trunk Unlock Actuator, Tuner Power Supply On (Indoor Tuner), Turn Left Signal, Turn Right Signal, Up range display, VDC Function Check Mode, VDC OFF indicator, VDC operation/failure indicator, Warning Lamp, Washer Fluid Low Indicator, Water temperature (COOL) indicator, Water temperature (HOT) warning

New Toyota/Lexus Coverage

- Added coverage for 161 new system applications

635 new Adjustment type special tests:

2 Steps Fade Out Control Function, 3rd Center Seatbelt Warning Buzzer Function, 3rd Left Seatbelt Warning Buzzer Function, 3rd Right Seatbelt Warning Buzzer Function, 4th Center Seatbelt Warning Buzzer Function, 4th Left Seatbelt Warning Buzzer Function, 4th Right Seatbelt Warning Buzzer Function, 6MT Setting, A/C Auto Switch Mode, A/C Operation Limit History Counter Clear, A/T Code Reset, aCol Function, Activate The EGR Valve Close Bank 1, Activate The VN Turbo Open Bank 1, Activate The VSV For Air Bleed Control, Actuator Air Bleeding Pattern, Add Foot Air in FACE Mode, Advanced Illumination System Setting, Advanced Park Parallel Parking Control Area, Advanced Park Perpendicular Parking Control Area, AFS (Electronic Swivel) Function, AFS Function, AHS Function, AHS Operation Pattern Setting, AHS Operation Vehicle Speed Setting (Pattern1), AHS Operation Vehicle Speed Setting (Pattern2), AHS Operation Vehicle Speed Setting (Pattern3), Air Bleed, Air Bleeding - FL Line, Air Bleeding - FR Line, Air Bleeding - RL Line, Air Bleeding - RR Line, Air Bleeding Pattern - RL Wheel, Air Bleeding Pattern - RR Wheel, Air Bleeding, Air Conditioner Switch Indicator Function, Air Inlet Damper Mode, Air Inlet Damper Targ Pulse, Air Inlet Mode, Air Outlet Servo Pulse (P), Air Purifier Auto Cancel, Air Purifier, All Readiness, All Unlock/Open-Close, Ambient Temperature Adjustment, Ambient Temperature Shift, AT Code Registration, ATF Thermal Degradation Estimate Reset, Audio Information Display Function, Auto A/C, Auto Door Lock Pattern Setting (Speed), Auto Door Lock, Auto Entry Cancel 2 Setting, Auto Entry Cancel Setting, Auto Fold Mirror, Auto LightOff Timer, Auto Lock Time, Auto Lock, Auto Lock/Shift, Auto Mode Start Function, Auto Rear Wiper in Reverse Setting, Auto Unlock/Shift, Auto Wiper, Automatic Door Lock Function, Automatic Door Lock Setting, Automatic

Door Unlock Function when D-Door Open, Automatic Door Unlock Function, Automatic Door Unlock Setting, Automatic Light Off Timing Setting, Automatic Locking after Getting Out Function, Automatic Locking Cancel Time Adjust, Automatic Locking Time Adjust, Automatic Locking Timeout Adjust, Automatic Mirror Fold Setting, Back Door Opening Operation, Back Door Power Window Down, Back Door Power Window Up, Backup Battery Replacement Reset, Bad Weather Function, Battery Status Info Update, Blower Operation Setting (StopStart), Body Control with Torque Demand, Body Ctrl with Torque Demand, Brightness Level Adjust (Canceling), Brightness Level Adjust (Lowering), BSM Approaching Vehicle Detection Timing Setting, BSM Buzzer Volume Adjust, BSM Master Abnormal History, BSM Mirror Indicator Brightness, BSM Slave Abnormal History, Button Press Buzzer, Center Console Spot Light, Clear Abnormal Operation History, Clearance Warning Buzzer Volume, Close ALL P/W Function, Closer Power Operation, Coming Home Light, Compressor Mode, Compressor/Air Inlet DEF operation, Cruising Range Reset, CVT Oil Pressure Calibration, D Seat Lift Up Buckle Operation Function, D Seat Lower Back Operation Away Function, D Seat Lower Cushion Operation Away Function, D Seat Lumbar Operation Away Function, D Seat Operation Interference Avoidance Function, D Seat Reclining Link Headrest F/R Length Function, D Seat Refresh Level Setting, D Seat Shoulder Operation Away Function, D Seat Side Back Support Operation Away Function, D Side Cushion Support Operation Away Function, D Window Auto Down, D Window Auto Up, Daylight Function, Daytime Running Light Function, DCM Operation History, Deceleration Sensor Zero Point Calibration, DEF(PSW/Lock) Mode Setting, Delay of Monitoring, Destination Setting, Detection of Vehicle, Disp Ex OFF Sen, Disp Ex ON Sen, Door Auto Lock Timer Setting, Door Handle Lock Button, Door Key P/W Down, Door Key P/W Up, Door Key Related Close, Door Key Related Open, Door Key Related Operation, Door Lock Answerback Sound Setting, Door Lock Indicator Function, Door Lock Indicator Pattern Setting (IG OFF), Door Lock Indicator Pattern Setting (IG ON), Door Open SW Operation Adjust, Door Unlock Mode, Door Unlock Mode2, Door Unlock Sensor Touch Time Adjust, Door Unlock with 1 Motion, Double Door Lock Time Adjust, Double Door Unlock Setting, Double Lock, Drain System Air Bleeding Pattern, Driver Seat Distance Adjust when Get Off, Driver Seat Lift Up Distance Adjust when Get Off, Driver Seat RA Lumbar Support Oper, Driver Seat RA Pelvis Support Oper, Driver Seat RA Side Support Oper, Driver Seatbelt Warning Buzzer Function, Driver Side Seatbelt Warning Buzzer, DRL Function, ECO Drive Indicator Light, ECO Drive Indicator Zone Display Function (Meter), ECO Drive Indicator Zone Display Function, ECO Drive Indicator Zone, ECO MODE Cancel, ECO Mode Control, ECO Mode Start Function, Efficient Ventilation Mode, Electric Parking Brake System: Test Mode Procedure, Electronic Swivel Function, Emblem Sensor Detection Sensitivity, Emission Gas Sensor Shift, Engine Start Indicator, Engine Switch Light Function, Entry Delay Time, Entry Delay, Entry Unlock Twice Function, EPB Initialize, EV Mode Cruising Range Reset, EV System Start Indicator, Evaporator Control, Extended Headlight Lighting, Exterior Light (Door Open), Exterior Light Control, Exterior Lights Lighting Timer Setting, Exterior Lights ON Function, Exterior Lights ON when Approached Function, Exterior Lights ON when Door Opened Function, Exterior Lights ON when Door Unlocked Function, FACE Wind Amount Adjust Function, Factory Mode, Fan speed increment control, FCTA Function ON/OFF State Stored, FCTA Warning Timing State Stored 1, FCTA Warning Timing State Stored 2, FCTA Warning Timing State Stored 3, Filter Sensor, FL Neck Heater Auto Mode Adjustment, FL Seat A/C and Heater Sensitivity Adjust, Flasher Sound Tone Setting, Flasher Sound Volume Adjust, Flasher Sound Volume Adjustment, Follow Me Home Lighting Time, Foot/DEF Auto Mode, Foot/DEF Automatic Blow Up Function, Forced Actuator Refresh, Forget to Turn IG OFF Alarm Function, FR Neck Heater Auto Mode Adjustment, FR Seat A/C and Heater Sensitivity Adjust, Fr/Rr Seat Interference Avoidance Function (D), Fr/Rr Seat Interference Avoidance Function (P), Front Center Seatbelt Warning Buzzer Function, Front Passenger Side Seatbelt Warning Buzzer, Front SW Auto Operation, Fuel Density Learning Value Reset, Glass Hatch Open Function, Grille Shutter

Initialization, Halogen Lamp/HID, Hazard Answer Back Function, Headlight in Conjunction with Wiper, Headlight ON in Conjunction with Wiper Function, Headlight Upper Shade Angle Setting, Height Offset Rear Wheels, Height Sensor Initialization, High Voltage Fuse Accumulated Load History Reset, HWD Auto Function, I/L ON W/Door Key Unlock, I/L when ACC OFF, IG ON Key Out Warning, Ignition Available Area Setting (Back Door Type), Ignition Available Area Setting (Trunk Lid Type), Ignition Available Area, Illumination Module A1, Illumination Module A2, Illumination Module A3, Illumination Module A4, Illumination Module B1, Illumination Module B2, Illumination Module B3, Illumination Module B4, Illumination System, Initialization, Injection Timing Value, Injection Timing, Inside Foot Light, Instr-Panel Interference Avoidance Function (P), Integrated Current Value Initialization, Interior Footwell Lights Function, Interior Illumination Light 2 Function, Interior Illumination Light 3 Function, Interior Light Control, Interior Lights Lighting Timer Setting, Interior Lights ON Function, Intrusion Sensor 1 Sensitivity Level Adjust, Intrusion Sensor 2 Sensitivity Level Adjust, Intrusion Sensor Function, Intrusion Sensor Reduction in Sensitivity Setting, Intrusion Sensor Sensitivity Level (Window Open), Intrusion Sensor Sensitivity Level, Intrusion Sensor Sound Detection Function, Intrusion Win Opened, Ion Generate Control, IPA Obstacle Avoidance Distance, IPA Parallel Parking Control Area, IPA Perpendicular Parking Control Area, Key Left in Vehicle Alarm Function, Key Low Battery Warning Function, Key Low Battery Warning, Key Out Range Warning, Key Remind Sound, Key Remind Volume, Kick Sensor Close Lock Function, Kick Sensor Operation Function with ACC ON, Lane Change Flashing Times Adjust, Lane Change Flashing Times Setting, Lane CHG Flash CNT, Language, Learning Value Reset, Left the Key Prevention Funct (Battery Remove), Light Auto OFF Delay Setting, Light Auto OFF Delay, Light Blink Clearance Lights at Unlock Function, Light Control Glass Brightness Memory Function, Light Control Glass Voice Control Function, Light Control, Light up Clearance Lights at Door Unlock Function, Light up Clearance Lights Door Unlock Function, Lighting (EXT): Headlight Assembly Adjustment, Lighting Time, Lock Indicator Lighting Time Adjust, Lost Communication Time Initialization, Low Speed Wide Light Function, Manual Fr/Rr Seat Interference Avoidance Function, Master Caution Display Function, Memory Call Function, Memory Call Link Function, Mirr-Foot-Lgt Approached/Exterior Light Approached, Mirr-Foot-Lgt Unlocked/Exterior Light Unlocked, Mirr-Foot-Lgt w/Master SW, Mirror Foot Light Time/Exterior Light Time, MT/AT Setting, Multi Weather Light Function, Noise and Vibration Reduction, Number of Tanks Initialization, ODO Display Time After IG OFF Adjust, ODO Display Time After IG OFF Setting, Off-Road Guidance Indicator, One Motion with Unlock Door, One Motion, One Touch Open/Close SW Operation Setting (RL), One Touch Open/Close SW Operation Setting (RR), Open Door Warning Function, Operation History Clear, Ottoman Return Position, Out-Handle-Lgt Approached, Out-Handle-Lgt Unlocked, Out-Handle-Lgt w/Master SW, Outside Air Mode Auto Switch Function, Outside Door Handle Fold Adjust, Outside PSD SW Operation(RL), Outside PSD SW Operation(RR), Oxygen Supply, P Auto Operation Interference Avoidance Function, P Seat Auto Switch Return Function, P Seat Lift Up Buckle Operation Function, P Seat Lower Back Operation Away Function, P Seat Lower Cushion Operation Away Function, P Seat Lumbar Operation Away Function, P Seat Operation Interference Avoidance Function, P Seat Pressure Correction Function, P Seat RA Return Operation Function, P Seat Reclining Link Headrest F/R Length Function, P Seat Refresh Level Setting, P Seat Shoulder Operation Away Function, P Seat Side Back Support Operation Away Function, P Side Cushion Support Operation Away Function, P Window Auto Down From Driver, P Window Auto Down, P Window Auto Up From Driver, P Window Auto Up, P/W Down W/ Transmit, P/W Operation Buzzer W/ Transmit Function, P/W Up W/ Smart, P/W Up W/ Transmit, P/W Wireless Ope Buzz, Panic Alarm Function, Panic Function, Park Wait Time Adjust, Park Wait Time, Partition Lighting Adjust, Passenger Seat RA Lumbar Support Oper, Passenger Seat RA Pelvis Support Oper, Passenger Seat RA Side Support Oper, Passenger Seatbelt Warning Buzzer Function, Passenger Take Key, Passive Mode (Security System), PBD

Assist Close Operation, PBD Assist Open Operation, PBD Buzzer Function, PBD Buzzer Tone, PBD Buzzer Volume Adjust, PBD Close SW Press Condition, PBD Close SW Waiting Time, PBD One Motion, PBD Power Operation, PBD SW Operation, PBD/Emblem Sensor Function, PCS Alarm Activation Distance Retention Setting 1, PCS Alarm Activation Distance Retention Setting 3, PCS Cooperate Function, PCS Operation State Retention Setting, PCS Reminder Buzzer Sound, PCS Warning Sensitivity Retention Setting, PCS Warning Timing State Stored 3, Pilot Injection Volume Select Cylinder, Pilot Injection Volume Value, Pilot Injection Volume, PKSA (O) Auto Mute Function, PKSA (O) Forward Detection Image Display, PKSA (O) Image Display when Away from the Obstacle, PKSA (O) Judgment of Obstacle on Course, PKSA (O) Switch State Stored, PKSB (O) Function, PKSB (O) Target Stopping Distance, PKSB (P) Function, PKSB (P) Target Stopping Distance, PKSB (P) Width Adjustment (Y Axis), PKSB (V) Function, PKSB (V) Operation Timing Setting, PKSB (V) Sensitivity, PKSB Switch State Stored, Power Back Door Opening Adjust, Power Saving Wait Time(Out Of Entry Range), Power Steering ECU Initial Setting, Power Supply Air Bleeding Pattern 1, Power Supply Air Bleeding Pattern 2, Power Window Voice Control Function, Pre Air Conditioner Defrosting Function, Prevention of Key Left in Vehicle, Prohibition Flag of FHL Function, Projection Adjustment (Distortion), Projection Adjustment (Keystone), Projection Adjustment (Tilt), Proposal Service Frequency Adjust, Proposal Service Volume Adjust, Proposal Services Function, Provision of When Door is Half Open, PSD Buzzer (LH), PSD Buzzer (RL), PSD Buzzer (RR), PSD Preparation for Open Function, PSD SW Operation (LH), PSD SW Operation (RL), PSD SW Operation (RR), P-Seat Auto Pattern, R Wiper Stop Function at Back Door/Trunk Lid Open, RA Ottoman Operation, Rain Mode, RCTA Function, RCTAB Function, Rear A/P HI Set, Rear Center Seatbelt Warning Buzzer Function, Rear Curtain Close Relay, Rear Curtain Open Relay, Rear Left Master SW Shade Function, Rear Left Seatbelt Warning Buzzer Function, Rear Right Master SW Shade Function, Rear Right Seatbelt Warning Buzzer Function, Rear Seat Interference Avoidance Function (P), Rear Seatbelt Warning Buzzer Function, Rear Seatbelt Warning Buzzer, Rear Shade Delay Time, Rear Sunshade linked with Shift Lever R Funct, Rear SW Auto Operation, Rear Wiper INT Operation, Rear Wiper Washer Function, Rear Wiper with Reverse Setting, Refrigerant Pressure History Clear, Refrigerant Shortage Check, Relax with Ottoman Up, Relax with P-Seat Lift, Relax with P-Seat Slides, Remote Air Conditioner Start Setting, Remote Air Conditioner Stop Setting, Remote Door Lock Setting, Reset A/C Information, Reset Memory, Residential Area Mode Setting, Response Time Adjust, Return with Passenger Seat, Reverse Buzzer Setting, Reverse Coupled Actuation Mirror Angle Setting, Reverse Coupled Actuation Mirror Angle, Right Headlight Shade Angle Setting, RL Back View Auto Memory Operation Function, RL Back View Memory Operation Slide Pos Setting, RL Business Mode Operation Site Change Function, RL Door Open Return Auto Function, RL Door Open Return Reinstatement Auto Function, RL Entertain Mode Operation Site Change Function, RL Entertain Mode P-Seat Target Position Setting, RL Interference Avoidance Operation Area Setting, RL Manual Ottoman Close Finish Buzzer Function, RL Memory Operation Ottoman Position Setting, RL Occupant Condition Setting, RL Ottoman Operation Buzzer Function, RL Pressure Correction Function, RL Refresh Spot Heater Upper Limit Temp Setting, RL Relaxation Mode Operation Site Change Function, RL Riding Position Operation Function, RL Seat A/C and Heater Sensitivity Adjust, RL Seat Back Finish Buzzer Function, RL Seat Back Operation Order Change Setting, RL Seat Heater Auto Function, RL Seat Lift Up Buckle Operation Function, RL Seat Operation Site Change Function, RL Warmth Refresh Heater Level Setting, RL Window Auto Down From Driver, RL Window Auto Down, RL Window Auto Up From Driver, RL Window Auto Up, Roof Opened Intrusion Function, Room Light when Aprchd, R-pos to Rear Sun Shade COM, RR Back View Auto Memory Operation Function, RR Back View Memory Operation Slide Pos Setting, RR Business Mode Operation Site Change Function, RR Door Open Return Auto Function, RR Door Open Return Reinstatement Auto Function, RR Entertain Mode Operation Site Change Function, RR

Manual Ottoman Close Finish Buzzer Function, RR Memory Operation Ottoman Position Setting, RR Occupant Condition Setting, RR Ottoman Operation Buzzer Function, RR Pressure Correction Function, RR Refresh Spot Heater Upper Limit Temp Setting, RR Relaxation Mode Operation Site Change Function, RR Riding Position Operation Function, RR Seat A/C and Heater Sensitivity Adjust, RR Seat Back Finish Buzzer Function, RR Seat Back Operation Order Change Setting, RR Seat Heater Auto Function, RR Seat Lift Up Buckle Operation Function, RR Seat Operation Site Change Function, RR Warmth Refresh Heater Level Setting, RR Window Auto Down From Driver, RR Window Auto Down, RR Window Auto Up From Driver, RR Window Auto Up, S-Belt-Bkl-Lgt/ACC OFF, S-Belt-Bkl-Lgt/Door Open, Scuff Plate Lamp linked to D-Door Unlock SW, Scuff Plate Lamp linked to Door open, Scuff Plate Lamp linked to Smart, Scuff Plate Lamp linked to Wireless Key, Seat Airflow Mode Setting, Seat Belt Warning, Seat Blast Mode Setting, Seat Heater Auto Operation, Seat Lift Up Distance Adjust, Seat Move Distance, Seat Position Voice Control Function, Seat position/Tilt Telesco memory recall setting, Seat Switch Link Function, Seat Travel Distance, Seatbelt Information Indicator, Security Alarm Setting, Security Control with Mechanism Key Function, Security control with mechanism key, Security System, Sedan/Wagon Setting, Sensitivity Adjust, Sensitivity, Servomotor Initialization, Set Temperature Shift, S-FLOW Control Auto Function, Shade Upper Area Lighting Function, Shift Control Synchronization, Shift Lever R Signal Delay Time Adjust, Shift Linked Automatic Door Lock Function, Shift Linked Automatic Door Unlock Function, Slide Link Cushion Length Ctrl, Slide Link Hdrest Length Ctrl, Slide Roof Open Warning Function, Slide Roof Open Warning, Slide Roof Voice Control Function, Speed Alarm Buzzer Function, Speed Limit Display Function, Speed Linked Automatic Door Lock Function, Speed Linked Automatic Door Unlock Function, Start Indicator Function, Start Off Mode, Start PreA/C, Start Switch Light Function, Starter Exchange, Steering Heater Auto Function, Steering Heater Sensitivity Adjust, Step Light Lighting Time, Stop PreA/C, SUBARU/Toyota, Sudden Braking Notification Function, Suggestion Service Function, Switch Battery Type, Switch Grille Shutter Control Mode, Switch Oil Maintenance Display, T1 RoomLamp BatterySave, Tacho Meter Mode, Tail Remind Buzzer Function, Tail Remind Buzzer, Telematics Microphone Volume Adjust, Telematics Speaker Volume Adjust, Timing Adjustment of PSD Prep for Open Function, Tire Circumference Setting, Tire Pressure Sensor Registration, Torque Sensor Adjustment, Touch Activation Over Threshold, Touch Panel Reaction Time Adjust (Multi Operation), Town Mode, Traffic Sign Recognition Animation Function, Trunk Lid Linked with Door Lock Function, Trunk Lid Open Mode Function, Trunk Lid Operation by Electrical Key Function, Trunk Lid Operation by Entry Function, Trunk Lid Operation, Trunk Link with Door Lock, Trunk Open Mode, Tunnel Beam Function, Turn by Turn Animation Function, Ultrasonic Sensor (Front Center) Detection Range, Ultrasonic Sensor (Front Corner) Detection Range, Ultrasonic Sensor (Rear Center) Detection Range, Ultrasonic Sensor (Rear Corner) Detection Range, Ultrasonic Sensor (Side) Alarm Detection Range, Ultrasonic Sensor (Side) Alarm Function, Ultrasonic Sensor Actuation (Shift N), Units By Region, Unlock 2 Operation, Unlock Key Twice Function, Unlock Key Twice, User Support Service Function, Usual Air Bleeding - All lines, Usual Air Bleeding - FL Line, Usual Air Bleeding - FR Line, Usual Air Bleeding - RL Line, Usual Air Bleeding - RR Line, Voice Guidance Function, Walk Away Lock after Getting Out Func (Closing), Walk Away Lock after Getting Out Function, Warning by Glass Broken Sensor, Warning by Horn Function, Warning by Horn, Warning Time, Window Open Warning Function, Window Open Warning, Wiper Specification Switch, Wiper Voice Control Function, Wireless Auto Lock, Wireless Backdoor Open Operation Adjust, Wireless Buzzer Resp, Wireless Buzzer Response Function, Wireless Buzzer Vol, Wireless Buzzer Volume Setting, Wireless Buzzer Volume, Wireless Control Function, Wireless Control, Wireless Glass Hatch Open Operation Adjust, Wireless Glass Hatch Open, Wireless Key Related Close, Wireless Key Related Open, Wireless Key Related Operation, Wireless Lock Function with Doors Open, Wireless PBD Operation, Wireless Power Back Door Open, Wireless PSD Operation (RL), Wireless PSD

Operation (RR), Wireless PSD SW Operation (LH), Wireless PSD SW Operation(RL), Wireless PSD SW Operation(RR), Wireless Trunk Lid Open Operation Adjust, Wireless Unlock Twice Function, Write VIN, Zero Point Calibration Sensitivity Check, Zero Point Calibration, Zero Point Sensor Calibration

1326 new Actuation type special tests:

2nd START Indicator, 4LO Indicator, 4WD AUTO Indicator, 4WD Indicator (Green), 4WD Indicator (Yellow), 4WD Lock Indicator, 4WD Warning Indicator, 4WD Warning Light, 4WD Warning, A/C Idle Up VSV, A/F Control, A/M Servo Pulse(FR D), A/M Servo Pulse(FR P), A/O Servo Pulse(FR D), A/O Servo Pulse(FR P), A/O Servo Pulse(Rr D), A/O Servo Pulse(Rr P), A/T Indicator Operation 1, A/T Indicator Operation 3, A/T Oil Temperature Operation, ABS Front Left Hold Solenoid, ABS Front Left Release Solenoid, ABS Front Right Hold Solenoid, ABS Front Right Release Solenoid, ABS Indicator Lamp, ABS Rear Left Hold Solenoid, ABS Rear Right Hold Solenoid, ABS Rear Right Release Solenoid, ABS Solenoid (SRLR), ABS Solenoid, ABS Warning Light, ABS Warning, A-C Driving Demand, Access to Rear Seat Signal, Accumulator Drive, Accumulator Valve, Accumulator Zero Down, ACM Inhibit, Activate DPF Rejuvenate (PM), Activate DPF Rejuvenate (S), Activate DS1 Solenoid, Activate DS2 Solenoid, Activate DSL Solenoid, Activate EGR Cooler Bypass VSV, Activate Fuel Pressure Switching Valve, Activate Fuel Route Switching Valve Relay, Activate Lock Up, Activate S1 Solenoid, Activate S2 Solenoid, Activate S3 Solenoid, Activate S4 Solenoid, Activate SL Solenoid, Activate SL1 Solenoid, Activate SL2 Solenoid, Activate SL3 Solenoid, Activate SL4 Solenoid, Activate SL5 Solenoid, Activate SLS Solenoid, Activate SLT Solenoid, Activate SLU Solenoid, Activate SR Solenoid, Activate ST Solenoid, Activate the (Inverter) Water Pump, Activate The ACC Cut Relay, Activate the Air Inlet Damper Target Pulse, Activate The Air Pump Heater, Activate the Charger Cooling Fan, Activate the Circuit Relay, Activate the Coolant Water Route Switching Valve 2, Activate The Coolant Water Route Switching Valve, Activate The EGR Valve Close, Activate the Electric Heater1 Relay, Activate the Electric Heater2 Relay, Activate the Electric Heater3 Relay, Activate The Electric Water Pump, Activate The Emergency Solenoid Valve, Activate the Engine Oil Pressure Control Valve, Activate the EVAP Purge VSV, Activate The FHL, Activate The Fuel Filler Opener, Activate the Fuel Pressure Discharge, Activate The Fuel Pump Speed Control, Activate The Fuel Pump2 Speed Control, Activate The Fuel Return Pipe Valve, Activate The Fuel Vapor-Containment Valve, Activate The Heater Water Pump., Activate the In-tank Fuel Pump Relay, Activate The LPG Solenoid Valve, Activate the Mirror Heater Relay, Activate The Power Window, Activate The Pre-Stroke Control Valve, Activate the Rear AC Magnet Valve, Activate The Return Solenoid Valve, Activate the Slip Indicator Light, Activate The Solenoid (SC1), Activate The Solenoid (SC2), Activate the Solenoid (SC3), Activate the Solenoid (SL6), Activate The Solenoid (SLC), Activate The Solenoid (SLG), Activate The Solenoid (SLN), Activate the Solenoid (SLS) High/Low, Activate the Solenoid (SLS) MAX/MIN, Activate The Solenoid(Sc), Activate The Solenoid(Slp), Activate The Starter Relay, Activate the TC Terminal, Activate The Vacuum Pump, Activate The VALVEMATIC After Warm Up, Activate The VALVEMATIC Before Warm Up, Activate The VN Turbo Cleaning, Activate The VSV For AICS, Activate The VSV For Canister Control, Activate The VSV For Evap Control, Activate The VSV For Exhaust Brake, Activate The VSV For Fuel Pressure Up Control, Activate The VSV For Intake Control, Activate The VSV For Purge Cut, Activate The VSV For Swirl Control Valve, Activate The VSV For Tank Bypass, Activate The VSV For Vent Valve, Activate The Water Flow Valve 3, Activate The Water Flow Valve 4, Activate The Water Flow Valve 5, Activate The Water Pump, Activate Vent VSV, Active TRC Indicator, Active TRC Warning Indicator, ACTIVE TRC Warning, Adjustable Seat, Advanced Parking Guidance Indicator, Advice Display, AF/O2 Sensor Operation, AFS Alarm Display, AFS Indicator (Malfunction) Display, AFS OFF Indicator, AHS LH High Beam, AHS RH High Beam, Air Bypass Valve Solenoid, Air Cleaner Warning, Air Conditioner

Auto Indicator, Air Inlet Damper (Rear), Air Inlet Damper Control Servo Motor, Air Inlet, Air Mix Damper (Driver Side), Air Mix Damper (Passenger Side), Air Mix Damper (Rear), Air Mix Servo Targ Pulse(D), Air Mix Servo Targ Pulse(P), Air Mix Servomotor Pulse D Side, Air Outlet (Front), Air Outlet (Rear), Air Outlet Damper (Driver Side), Air Outlet Damper (Passenger Side), Air Outlet Damper (Rear), Air Outlet DEF, Air Outlet Rear FOOT (Driver Side), Air Outlet Rear FOOT (Passenger Side), Air Outlet Servometer Pulse (D), Air Purifier Mode, Air Purifier(Ion), Air Suspension Indicator - HI, Air Suspension Indicator - LO, Air Suspension Indicator - N, Air Suspension Indicator (HI), Air Suspension Indicator (LO), Air Suspension Indicator (N), Airbag Warning, All Indicator, Alternator Voltage Control, ARS Warning Light, Ashtray Light, ASL Indicator, ASL Warning, Assist Fan, AST Indicator, A-T Indicator Operation (2), A-T Indicator Operation (3), A-T Indicator Operation (4), A-T Indicator Operation (B), A-T Indicator Operation (D), A-T Indicator Operation (L), A-T Indicator Operation (N), A-T Indicator Operation (P), A-T Indicator Operation (R), A-T Indicator Operation (S), A-T Indicator Operation (Sport M), A-T Indicator Operation (Sport S), A-T Oil Temperature Warning, A-T P Warning, A-TRC(TRAC) Indicator Light, Audio / Heater IG, Audio / Heater Power Supply, Auto Air Conditioner Indicator, Auto High Beam Control Indicator, Auto High Beam Warning Indicator, Auto Leveling Headlamp Indicator, Auto LSD Indicator Light, Auto LSD Indicator, Auto Mode, Auto Oil Supply System, Auto Power OFF Cancel, Automated EVAP Test, Automatic High Beam Indicator (Green), Automatic High Beam Indicator (Yellow), Automatic High Beam Indicator, Automatic High Beam Operation, Automatic High Beam Switch Light, Automatic High Beam, Auxiliary Battery Charge Warning, Auxiliary Battery Warning, AVS Comfort Indicator, AVS Sports Indicator, Back Door Select, Back Door Sensor Power Supply, Backup Relay, Batt Cool Down Servo Targ Pls, Battery Magnetic Valve, Beep, BH Operated Light, BH Standby Indicator, Blind Spot Monitor Indicator, Blower Level, Blower Motor, BR2-BL2 Heater, BR5-BL5 Heater, Brake Ejector VSV, Brake Hold Indicator, Brake Indicator Lamp, Brake Lining Wear Warning, Brake Override Indicator, Brake Override Warning, Brake Warning Light, Brake Warning, BSM Indicator, BSM OFF Indicator, BSM State, BSM Switch Indicator (Daytime), BSM Switch Indicator (Night/ Moving), BSM Switch Indicator (Night/ Stopped), BSM Warning, Buzzer Operation (1.6khz, Vol S, W-O Damping), Buzzer Operation (2.0khz, Vol S, W-O Damping), Buzzer Operation (2.4khz, Vol L, W-O Damping), Buzzer Operation (800hz, Vol L, W- Damping), Buzzer Operation (800hz, Vol L, W-O Damping), Buzzer Operation (800hz, Vol S, W- Damping), Buzzer Operation (800hz, Vol S, W-O Damping), Buzzer, Cancel Communication Function Pausing, Cargo Light, Catalyst OT Misfire Prevention F/C, Ceiling Light, Cent Consol Spot LGT, Center DIFF LOCK Indicator, Charge Indicator Lamp, Charge Indicator, Charge Warning (Red), Charge Warning Indicator, Charge Warning, Check Engine Lamp, Check Engine Warning, Check Mode, Check The Cylinder Compression, Clearance Light (+ Front Side Marker Light), Clearance Light, Clearance Sonar Indicator (Daytime), Clearance Sonar Indicator (Night Running), Clearance Sonar Indicator (Night Stopping), Clearance Sonar LCD Indicator, Clearance Sonar Switch Activation, CNG Mode Indicator, Collision Door Lock Release, Color Test Screen (Adjustment), Color Test Screen (Black), Color Test Screen (Blue), Color Test Screen (Color Bars), Color Test Screen (Green), Color Test Screen (Red), Color Test Screen (White), Compression Check, Compression Test, Compressor Motor Relay, Compressor Target Speed, Connect The TC And TE1, Control ETCS Open/Close - Fast, Control ETCS Open/Close - Slow, Control The A/C Cut Signal, Control The A/C Magnet Clutch, Control the ACIS VSV Motor Duty Ratio, Control The ACM Inhibit, Control The All Cylinders Fuel Cut(CNG), Control The C/D, Control the Cylinder#1 Fuel Cut, Control the Cylinder#2 Fuel Cut, Control the Cylinder#3 Fuel Cut, Control the Cylinder#4 Fuel Cut, Control the Cylinder#5 Fuel Cut, Control the Cylinder#6 Fuel Cut, Control the Cylinder#7 Fuel Cut, Control the Cylinder#8 Fuel Cut, Control The EGR Step Position Bank 1, Control The EGR Step Position, Control The EGR System, Control The Electric Cooling Fan, Control the Electric Thermostat Duty Ratio, Control the Engine Cooling Fan Duty Ratio, Control The ETCS Open/Close Fast Speed, Control The ETCS

Open/Close Slow Speed, Control The Exhaust Exterior Valve Angle, Control the Exhaust VVT OCV Duty Ratio Bank 1, Control the Exhaust VVT OCV Duty Ratio Bank 2, Control The Fuel Pump / Speed, Control The Fuel Pump Duty Ratio (Brushless), Control the Fuel Pump Duty Ratio, Control The Idle Fuel Cut Prohibit, Control The Injection Mode, Control The Injection Volume For A/F Sensor, Control The Injection Volume(CNG), Control the Intake VVT OCV Duty Ratio Bank 1, Control the Intake VVT OCV Duty Ratio Bank 2, Control The Intercooler Water Pump, Control The Line Pressure Up, Control The Lock Up, Control the Motor/Generator Cooling Oil Pump, Control The Select Cylinder Fuel Cut, Control The Selected Cylinder Fuel Cut, Control the Shift Area (CVT), Control the Shift Position 4 Speed, Control The Shift Ratio (CVT), Control the Target Fuel Pressure Offset, Control the Transmission Oil Pump, Control The VVT Linear (Bank1), Control The VVT System (Bank1), Control the VVT-iE Linear (Bank 1), Control the VVT-iE Linear (Bank 2), Control the Wastegate Valve Duty Ratio, Cool A/M Servo Pulse(D), Cool A/M Servo Pulse(P), Cool Air Bypass Damper (Driver Side), Cool Air Bypass Damper (Passenger Side), Cool Air Bypass Pls(P), Cool Air Bypass Pulse, Coolant Cool Warning Lamp, Coolant Hot Warning Lamp, Cooling Electric Expansion Valve, Cornering Lamp Test, Cornering Light, Cornering Light-Front Side Illuminate Light (Dim), Cornering Light-Front Side Illuminate Light, Courtesy Light, Courtesy SW Signal, Crawl Control Light, CRAWL Indicator, CRAWL Warning Indicator, CRAWL Warning, Cruise Control-PCS-LKA Buzzer, Cruise Indicator (Yellow), Cruise Indicator, Cushion Length, D-4S (A/F Control), D-4S (Fuel Cut), D-4S (Injection Volume), DAB Indicator Light, Damper Step FL (Electric Current), Damper Step FL, Damper Step FR (Electric Current), Damper Step FR, Damper Step RL (Electric Current), Damper Step RL, Damper Step RR (Electric Current), Damper Step RR, Day/Night Time signal, Daytime Running Light, DCM Firmware Update, D-Door Unlock, DEF A/O Servo Pulse(D), Defogger Relay Rear, Dehumidification Magnetic Valve, Deicer Relay Front, Delivery Heater, Delivery Shut Valve, Diesel Particulate Filter Warning, Diesel Throttle Target Angle 2, Diesel Throttle Target Angle Bank 1, Diesel Throttle Target Angle, Diffuse Pulse(R), Dimmer Signal, Door Illumination 1, Door Illumination 2, Door Lock Indicator, Door Lock, Door Lock/Unlock Status Lamp, Door Open Warning, Door Unlock, Double Lock Unset, Downhill Assist Control Indicator, Downhill Assist Control Light, Downhill Assist Control Warning, Drift From The Lane Indicator, Drift From The Lane Warning, Drift From The Lane, Drive Swivel Motor LH LEFT, Drive Swivel Motor LH, Drive Swivel Motor RH RIGHT, Drive Swivel Motor RH, Drive The Leveling Motor, Driver Seat Sensor Power Supply, Driver Side Door Open, Driver Side Seat Belt Warning, Driver Side Seat Belt, Dr-Seat Outside Transmitter, Dr-Seat Select, D-Seat Outside Transmitter, D-Seat Select, DSS Signal Buzzer, DSU Solenoid, Easy Access Buckle, EBS Relay, ECB Control Invalid, ECB Main Relay 2, ECB Main Relay, ECB Motor Relay, ECB Motor Relay2, ECB Solenoid (SC1), ECB Solenoid (SC2), ECB Solenoid (SCC), ECB Solenoid (SGH), ECB Solenoid (SLA) Valve Close, ECB Solenoid (SLA), ECB Solenoid (SLAFL) Valve Close, ECB Solenoid (SLAFL) Valve Open, ECB Solenoid (SLAFL), ECB Solenoid (SLAFL2), ECB Solenoid (SLAFR) Valve Close, ECB Solenoid (SLAFR) Valve Open, ECB Solenoid (SLAFR), ECB Solenoid (SLAFR2), ECB Solenoid (SLARL) Valve Close, ECB Solenoid (SLARL) Valve Open, ECB Solenoid (SLARL), ECB Solenoid (SLARL2), ECB Solenoid (SLARR) Valve Close, ECB Solenoid (SLARR) Valve Open, ECB Solenoid (SLARR), ECB Solenoid (SLARR2), ECB Solenoid (SLR) Valve Close, ECB Solenoid (SLR), ECB Solenoid (SLRFL) Valve Close, ECB Solenoid (SLRFL) Valve Open, ECB Solenoid (SLRFL), ECB Solenoid (SLRFL2), ECB Solenoid (SLRFR) Valve Close, ECB Solenoid (SLRFR) Valve Open, ECB Solenoid (SLRFR), ECB Solenoid (SLRFR2), ECB Solenoid (SLRRL) Valve Close, ECB Solenoid (SLRRL) Valve Open, ECB Solenoid (SLRRL), ECB Solenoid (SLRRL2), ECB Solenoid (SLRRR) Valve Close, ECB Solenoid (SLRRR) Valve Open, ECB Solenoid (SLRRR), ECB Solenoid (SLRRR2), ECB Solenoid (SMC), ECB Solenoid (SMC/SRC/SCC), ECB Solenoid (SMC1), ECB Solenoid (SMC2), ECB Solenoid (SRC), ECB Solenoid (SSA), ECB Solenoid (SSC), ECB Utility, ECB Warning Indicator, ECB Warning, ECO Mode Indicator, ECONO

Indicator, ECT PWR Indicator, ECT SNOW Indicator, EGR Cut VSV, EGR Step Position #2 Control, EGR Step Position, Electric Heater1, Electric Heater2, Electric Heater3, Electric Water Heater, Electrical Fan, Electromagnetic Oil Pump, Emergency Call Cancellation, Emergency Exit Warning, Emission Pulse(R), Enforced Driving FHL Warning Trigger, EPB Auto OFF Indicator, EPB Control Switch, EPS Warning, EV Drive Indicator, EV Mode Indicator, EV System Warning Lamp, Evaporator Magnetic Valve, Exhaust Bypass VSV Control, Exhaust Gas VSV Control, Exhaust Shutter VSV, Exhaust Solenoid1, Exhaust Solenoid2, Exhaust Switching VSV, EXO, Extended Illumination 1, Extended Illumination 2, Exterior Lighting SW, Extra High Beam, Face A/O Servo Pulse(D), Face A/O Servo Pulse(P), FL Gas Spring Switch Valve, FL Wheel Up/Down, Flash Handle Fold, Flash Handle Return, Fold/Unfold Mirrors, Foot A/O Servo Pulse(D), Foot A/O Servo Pulse(P), Foot Light, Four-Wheel Damping Force Full Hard, Four-Wheel Damping Force Full Soft, Fr Control Rear Air Outlet Damper Servo Motor, FR Gas Spring Switch Valve, FR Wheel Up/Down, Front Air Mix Damper Control Servo Motor, Front Air Outlet Damper Control Servo Motor, Front Buzzer, Front Deicer Relay, Front Evaporator Magnetic Valve, Front Fog Lamp Indicator, Front Fog Light Relay, Front Fog Light, Front Foot Light, Front Footwell Lights, Front Gate Valve, Front Left Air Mix Damper Control Servo Motor, Front Left Air Outlet Damper Control Servo Motor, Front Left Height Solenoid, Front Left Seat Blower, Front Left Seat Heater, Front Left Solenoid, Front Left Wheel Up/Down, Front Passenger Side Door Open, Front Passenger Side Seat Belt, Front Right Air Mix Damper Control Servo Motor, Front Right Air Outlet Damper Control Servo Motor, Front Right Height Solenoid, Front Right Seat Blower, Front Right Seat Heater, Front Right Solenoid, Front Right Wheel Up/Down, Front Sliding Sunshade, Front Vertical Operation, Front Vertical, Front Washer Relay, Front Washer, Front Wheel Up by Accumulator, Front Wheel Up/Down, Front Wiper Hi Operation, Front Wiper Lo Operation, Fr-Seat Inside Transmitter, Fuel Cap Reminder Warning, Fuel Consumption Meter Operation, Fuel Cooler VSV, Fuel Cut Bank 2 For Idle, Fuel Filler Opener, Fuel Filter Indicator, Fuel Filter Warning, Fuel Gauge Indicator, Fuel Gauge Operation (1-2), Fuel Gauge Operation (1-4), Fuel Gauge Operation (3-4), Fuel Gauge Operation (Empty), Fuel Gauge Operation (Full), Fuel Gauge Operation (Sender E), Fuel Gauge Operation (Sender F), Fuel Gauge Operation (Warning), Fuel Gauge Operation For CNG (1-2), Fuel Gauge Operation For CNG (1-4), Fuel Gauge Operation For CNG (3-4), Fuel Gauge Operation For CNG (Empty), Fuel Gauge Operation For CNG (Full), Fuel Gauge Operation For CNG (Sender E), Fuel Gauge Operation For CNG (Sender F), Fuel Gauge Operation For CNG (Warning), Fuel Indicator (CNG), Fuel Indicator Lamp, Fuel Injector Timing, Fuel Leak Test, Fuel Lid Lock Relay, Fuel Lid Opener, Fuel Lid, Fuel Meter Operation (CNG), Fuel Meter Operation (Reductant), Fuel Meter Operation, Fuel Pressure Relief Valve Open, Fuel Pump - Duty Cycle, Fuel Pump Duty Control, Fuel Pump Duty, Fuel Pump Single Phase Energization (U Phase), Fuel Pump Single Phase Energization (V Phase), Fuel Pump Single Phase Energization (W Phase), Fuel Pump Single Phase Energization, Fuel Pump Speed Control, Fuel Vapor-Containment Valve, Fuel Warning (CNG), Glass Hatch Open Operation, Glass Hatch Open, GLOW Warning, Go to Dealer Indicator, Go To Service Warning, Green Indicator, H/B Motor Relay, Hard Switch Lighting, Hazard Answer Back, Hazard, HCAC System VSV, HCAC VSV Check, HCAC VSV, Head Lamp Warning Indicator, Head Light Hi, Head Up Display Indicator, Headlamp Indicator, Headlight Cleaner, Headlight High Beam, Headlight Indicator, Headlight Leveling Indicator Display, Headlight Leveling Indicator, Headlight Leveling Initialize Incomplete Display, Headlight Low Beam, Headlight Relay, Headlight Relay-Light Power Supply Relay, Headlight System Malfunction Display, Headrest Front-Rear, Headrest Motor, Heads Up Display Indicator, Heat Exchange Shut Valve, Heater Valve, Heating Electric Expansion Valve, Heating Three-way Valve, Height Control Prohibition Switch, Height High Indicator, Height High Warning, HICM System Check, High Beam Headlight, High Beam Indicator, High Beam LH, High Beam RH, High Pressure Magnetic Valve, High Voltage Electric Heater, High-Beam Headlights, Hold Indicator, Hold Lamp, Hot A/M Servo Pulse(D), Hot A/M Servo Pulse(P),

HV System Certification Mode Indicator, HV System Indicator (0%), HV System Indicator (100%), HV System Indicator (200%), HV System Indicator (300%), HV System Indicator (400%), HV System Indicator (-50%), HV System Indicator (MAX), HV System Indicator (MIN), HV Unit Hot Warning Indicator, HV Unit Hot Warning, HV-EV System Indicator (0%), HV-EV System Indicator (100%), HV-EV System Indicator (200%), HV-EV System Indicator (300%), HV-EV System Indicator (400%), HV-EV System Indicator (-50%), HV-EV System Indicator (MAX), HV-EV System Indicator (MIN), HWD Relay, Hybrid Battery Charge, Hybrid Battery Heater Relay, Hybrid System Warning, Hydrogen Leak Indicator, Hydrogen Leak Warning, IAC Duty Ratio, ICS OFF Indicator, ICS OFF Warning, IG OFF P/W Control Permission Output, IG OFF P-W Control Permission Output, IGP Signal, Illuminated Entry System, Immobilizer Indicator, iMT Indicator (Green), iMT Indicator (Yellow), Indicat. A/T P, Indicat. Hold, Indicat. INTUITIVE P/A LCD, Indicat. Lamp O/D OFF, Indicat. Lamp VSC OFF, Indicat. Ready (EV), Indicat. VSC OFF, Indicate AFS OFF Lamp, Indicate. Pre-Collision, Indicator 2nd START, Indicator 4LO, Indicator 4WD AUTO, Indicator 4WD Lock, Indicator 4WD, Indicator AFS, Indicator Auto LSD, Indicator Brake Hold, Indicator Condition, Indicator CRAWL, Indicator Ctr DIFF LOCK, Indicator Downhill Assist Control, Indicator ECO, Indicator ECONO, Indicator EPS, Indicator EV Mode, Indicator For Lighting, Indicator GLOW, Indicator Height High, Indicator Key, Indicator Lamp Airbag, Indicator Lamp Back Door Open, Indicator Lamp Beam, Indicator Lamp Coolant Cool, Indicator Lamp Coolant Hot, Indicator Lamp Cruise, Indicator Lamp Doors All open, Indicator Lamp ECB, Indicator Lamp ECT PWR, Indicator Lamp ECT SNOW, Indicator Lamp Fr FOG, Indicator Lamp Head, Indicator Lamp Hood Door Open, Indicator Lamp Luggage Door Open, Indicator Lamp oil Level, Indicator Lamp Oil Pressure, Indicator Lamp Rr FOG, Indicator Lamp Rr Light, Indicator Lamp Slip, Indicator Lamp Tail, Indicator Lamp Washer, Indicator Lamp Water Level, Indicator Lithium Charge, Indicator MMT E Mode, Indicator MMT M Mode, Indicator Navi CVT, Indicator Oil Maintenance, Indicator Over Speed, Indicator Park, Indicator Ready(HV), Indicator Rear Differential LOCK, Indicator Rear Door LH open, Indicator Rear Door RH open, Indicator Ride Mode, Indicator SIL, Indicator Slip-OFF, Indicator Sport(CVT Sport), Indicator Tail Cancel, Indicator TEMS Comfort, Indicator Timing Belt, Indicator Tire Pressure Warning System, Indicator Headlamp Auto Leveling, Indicator TEMS Sports, Initial Axis Adjust Value Display, Injection Timing #1, Injection Timing #2, Injection Timing #3, Injection Timing #4, Injection Timing #5, Injection Timing #6, Injection Timing #7, Injection Timing #8, Injection Timing Select Cylinder, Injection Volume Control, Injection Volume, Injection Way Control, Injector Compensation, Inside Handle Illumination, Inside Handle Light, Inside Luggage Tuner Power Supply ON, Inside Luggage Tuner Power Supply, Inside Trunk/Backdoor Transmitter, Inspection Mode, Instrument Panel Illumination, Intake Air VSV Control, Intake Control VSV, Intake VSV 2 Control, Intelligent Parking Assist Indicator, Intercooler Water Pump Relay, Interior Illumination Light, Interior Illumination Light1, Interior Panel Relay, Intrusion Sensor Power, INTUITIVE P/A LCD OFF Indicator, INTUITIVE P-A LCD Indicator, INTUITIVE P-A LCD OFF Indicator, Ion Generator, ISC Step Position, KDSS Indicator, KDSS Warning, Key Cylinder Illumination, Latch Release Test, Latch Release, LDA Control Indicator (Left), LDA Control Indicator (Right), LDA Control Indicator, LDA Indicator (White), LDA Indicator, LDA Steering Control Indicator, LDA Warning Indicator (Left), LDA Warning Indicator (Right), LDA Warning Indicator, LDA Warning, LED Headlamp Warning, Left High Beam, Left LDA Indicator, Left LDA Warning, Left Turn Signal Indicator, Left Turn Signal Lamp, Left Turn Signal Light, LH Courtesy Light, LH Mirror Up/Down, Lift Up Buckle, Lifter Operation, Light Control Glass Relay, Light Control Switch (DOWN), Light Control Switch (Single), Light Control Switch (UP), Limited Power Indicator, Lithium Battery Check Indicator, Lithium Battery Hot Indicator, Low Beam Headlight, Low Beam, Low Pressure Magnetic Valve, Low Pressure Tank Solenoid, Low-Beam Headlights, Lower Air Mix (Driver Side), Lower Air Mix (Passenger Side), Lower Back, Lower Cushion, LPG Indicator, Luggage Mode Indicator (Yellow), Luggage Mode Indicator, Lumbar Bottom, Lumbar Lift, Lumbar

Middle, Lumbar Slide, Lumbar Upper, M/H Bypass Cool Servo Pls, M/H Bypass Hot Servo Pls, Magnetic Clutch Relay, Magnetic Valve Operation, Main Battery(HV) Indicator, Maintenance Indicator Lamp, Maintenance Warning, Manual EVAP System Check, Master Warning, Memory Cancel Light, Meter Day Mode Switch, Meter Display (0), Meter Display (1), Meter Display (2), Meter Display (3), Meter Display (4), Meter Display (5), Meter Display (6), Meter Display (7), Meter Display (8), Meter Display (9), Meter Display (All), Meter Display 1, Meter Display 2, Middle Pressure Magnetic Valve, Mirror Auto Indicator (Daytime), Mirror Auto Indicator (Night Running), Mirror Auto Indicator (Night Stopping), Mirror Fold Signal, Mirror Fold, Mirror Heater Relay, Mirror Heater, Mirror Left/Right, Mirror Return Signal, Mirror Return, Mirror Up/Down, MMT E Mode Warning, Motor Relay Control, Motor Relay, Multi Channel SW, Multi Display All (White), Multi Display Default Screen, Multi Display Select Switch, Multi Switch (Back), Multi Switch (Down), Multi Switch (Enter), Multi Switch (Left), Multi Switch (Right), Multi Switch (Top), Multi Switch (Up), Multi Switch Operation, Navi CVT Indicator, Night Lighting, Night View Indicator, O/D Cut Signal, O-D OFF Indicator, ODO-TRIP Change Switch, OFF Road Guidance Indicator, OFF Road Guidance Warning, Off-road 1 Indicator (Daytime), Off-road 1 Indicator (Nighttime), Off-road 2 Indicator (Daytime), Off-road 2 Indicator (Nighttime), Off-road 3 Indicator (Daytime), Off-road 3 Indicator (Nighttime), Off-road 4 Indicator (Daytime), Off-road 4 Indicator (Nighttime), Off-Road Switch Light, Oil Level Warning, Oil Pressure Meter Operation (1-2), Oil Pressure Meter Operation (1-4), Oil Pressure Meter Operation (3-4), Oil Pressure Meter Operation (HIGH), Oil Pressure Meter Operation (LOW), Oil Pressure Meter Operation, Oil Pressure Warning, Oil Pump, Open Door Warning, Ottoman Short-Long, Ottoman, Outside Mirror Footwell Lights, Outside Trunk/Backdoor Transmitter, Over Speed Indicator, Overhead Tuner Power Supply ON, Overhead Tuner Power Supply, P Range Indicator, P Supply for Steering Lock, Panel Light, Park Warning, Parking Brake Service Mode, Passenger Seat Operation Switch Indicator, Passenger Seat Sensor Power Supply, Passenger Side Seat Belt Warning, PBD Buzzer, PBD Close SW Light, PBD Clutch, PBD Motor, PBD Open/Close, PCS Buzzer, PCS OFF Warning, PCS Warning Indicator, PCS Warning, Pedestrian Protection Warning, Pelvis Support Operation, Pinion Gear Plunger (Hood Close), PKB Full Release Control, PKB Light, PKB Lock Control, PKB Release Control, Power For BDoor Sens, Power For DR-Seat Sens, Power For Intrusion Sensor2, Power For PR-Seat Sens, Power For P-Seat Sens, Power For Tilt Sensor, Power Meter Operation, Power Running Board Forced Retracting, Power Window SW LED, Power Windows, Power/Engine SW Light, PPS Indicator, PPS Solenoid, PPS Warning, Pre Crash Brake OFF Light, Pre-Charge Pump, Pre-crash Indicator, Prohibit the Catalyst OT Misfire Prevent Fuel Cut, Prohibit the Idle Fuel Cut, Protection Relay, Pr-Seat Outside Transmitter, Pr-Seat Select, PSD Buzzer, PSD Close, PSD Clutch, PSD Motor, PSD Open Signal, PSD Open, P-Seat Outside Transmitter, P-Seat Select, PTC Heater, Pump Check Pattern, Pump Motor Relay, Purge Dilution Valve Duty Bank 2, R/L Selection SW Left Indicator Full, R/L Selection SW Left Indicator Red, R/L Selection SW Right Indicator Full, R/L Selection SW Right Indicator Red, Radar Cruise Approach Alarm Buzzer, Radar Cruise Indicator (Yellow), Radar Cruise Indicator, Radar Cruise Proximity Warning Buzzer, Radar Cruise Ready Indicator, Radar Cruise Stop Buzzer, Radar Cruise Stop Keeping Announce Buzzer, RCD OFF Indicator, RCTA Indicator, RCTA OFF Indicator, Ready Indicator, Rear A/M Servo Pulse(P), Rear A-C Mag Valve, Rear Air Mix Damper Control Servo Motor, Rear Air Mix Servo Target Pulse, Rear Blower Level, Rear Blower Motor, Rear Buzzer, Rear Defogger Relay, Rear Defogger, Rear DIFF LOCK Indicator, Rear Door Sunshade Down, Rear Door Sunshade Up, Rear Driver Side Sensor Power Supply, Rear Fog Lamp Indicator, Rear Fog Lamp, Rear Fog Light Relay, Rear Fog Light, Rear Gate Solenoid, Rear Gate Valve, Rear Inner Wheel Control Indicator, Rear Inner Wheel Control Warning, Rear Inverter Cooling Fan, Rear Left Height Solenoid, Rear Left Seat A/C Auto Indicator Full, Rear Left Seat A/C Auto Indicator Red, Rear Left Seat A/C Indicator Full, Rear Left Seat A/C Indicator Red, Rear Left Seat Blower, Rear Left Seat Heater, Rear Left Solenoid, Rear Left Wheel

Up/Down, Rear Leveling Solenoid, Rear Light Indicator, Rear Passenger Side Sensor Power Supply, Rear personal light, Rear Right Air Mix Damper Control Servo Motor, Rear Right Height Solenoid, Rear Right Seat A/C Auto Indicator Full, Rear Right Seat A/C Auto Indicator Red, Rear Right Seat A/C Indicator Full, Rear Right Seat A/C Indicator Red, Rear Right Seat A/C Level Indicator Red, Rear Right Seat Blower, Rear Right Seat Heater, Rear Right Solenoid, Rear Right Wheel Up/Down, Rear Seat Belt Warning, Rear Seat Belt, Rear Seat Lumbar Adjustment, Rear Side Buckle Light, Rear Washer Relay, Rear Washer, Rear Wheel Up by Accumulator, Rear Wheel Up/Down, Rear Wiper Operation, Rear Wiper Washer Motor Relay, Red Indicator, Reductant Consumption Warning, Reductant Discharge, Reductant Filling (Pressure Keep), Reductant Injection Valve, Reductant Pipe Heater, Reductant Pump Check (Backward), Reductant Purge, Reductant Quality Warning, Reductant Tank Heater, Reductant Warning Indicator, Reductant Warning, Refresh B1, Refresh B2, Refresh B3, Refresh B4, Refresh B5, Refresh BL1, Refresh BL2, Refresh BL3, Refresh BL4, Refresh BL5, Refresh BR1, Refresh BR2, Refresh BR3, Refresh BR4, Refresh BR5, Refresh C1, Refresh C2, Refresh C3, Refresh C4, Refresh C5, Refrigerant Gas Volume Check, Regulator Shut Valve, Relay for Interior Light Auto Cut Function, Release Actuator, Remote Engine Starter, Reverse Buzzer, Reverse Gear Signal, Reverse Signal, RH Courtesy Light, RH Mirror Right/Left, RH Mirror Up/Down, Ride Mode Indicator, Right High Beam, Right LDA Indicator, Right LDA Warning, Right Turn Signal Indicator, Right Turn Signal Lamp, Right Turn Signal Light, RL Wheel Up/Down, Rr Inner Wheel Control Indicator, Rr Inner Wheel Control Warning, RR Wheel Up/Down, Rr-Seat Inside Transmitter, SCV Duty Ratio, Seat Backrest Recline, Seat Belt Indicator, Seat Heater Active Level, Seat Memory Light, Seat Slide Operation, Secondary Air VSV Control, Security Horn 2, Security Horn, Security Indicator, Self Power Siren, Sensitivity Check, SET Indicator, Shift-By-Wire Warning, Shock Detection Unlock, Shoulder, Shut Off Valve, Side Back Support, Side Cushion Support, Side Mirror Foot Light, Side Support Operation, Signal Check, SIL Down Indicator, SIL Indicator (Down), SIL Indicator (Up), SIL Up Indicator, SLC Solenoid, Slide Roof, Slip Control System, Slip Indicator Light, Slip Warning, SLS Pressure, Smart System Indicator, Smart System Warning, SOC Gauge (1-2), SOC Gauge (1-4), SOC Gauge (3-4), SOC Gauge (MAX), SOC Gauge (MIN), SOC Warning Indicator, SOC Warning, Solenoid (SB), Solenoid Relay, Solenoid(SB), Solenoid(ST), Speed Alarm Buzzer, Speed Meter Operation, Speed Signal Input (0), Speed Signal Input (120), Speed Signal Input (160), Speed Signal Input (200), Speed Signal Input (240), Speed Signal Input (280), Speed Signal Input (320), Speed Signal Input (360), Speed Signal Input (40), Speed Signal Input (400), Speed Signal Input (80), Speedometer Operation (0km-H,0mph), Speedometer Operation (120km-H,120mph), Speedometer Operation (160km-H,160mph), Speedometer Operation (200km-H,200mph), Speedometer Operation (240km-H,240mph), Speedometer Operation (280km-H,280mph), Speedometer Operation (320km-H,320mph), Speedometer Operation (360km-H,360mph), Speedometer Operation (400km-H,400mph), Speedometer Operation (40km-H,40mph), Speedometer Operation (80km-H,80mph), Sport Indicator (CVT Sport), Start SW Light Power Supply, Starter (Hood Close), Starter Motor Drive Magnet Switch (Hood Close), Steering Heater Indicator (Yellow), Steering Heater, Step Light, Stoichiometric Ratio Combustion, Stop Start Buzzer, Stop Start Permit Cond (A/C), Stop Start Permit Cond (ABS), Stop Start Permit Cond (Battery), Stop Start Permit Cond (Engine), Stop Start Precondition2 (Control), Stop And Start OFF Indicator, Stop And Start ON Indicator, Stop Lamp Relay, Stop Lamp, Stop Light Relay, Stop light System Indicator Light, Stratified Charge Combustion, Stroke Simulator Cut Valve Pattern, Sub Fuel Gauge Operation (1-2), Sub Fuel Gauge Operation (1-4), Sub Fuel Gauge Operation (3-4), Sub Fuel Gauge Operation (Empty), Sub Fuel Gauge Operation (Full), Sub Fuel Gauge Operation (Sender E), Sub Fuel Gauge Operation (Sender F), Sub Fuel Gauge Operation, Sub Fuel Tank VSV, Supercharger Control, Swirl Control VSV, Tachometer Operation (0rpm), Tachometer Operation (10000rpm), Tachometer Operation (2000rpm), Tachometer Operation (3000rpm), Tachometer Operation (4000rpm), Tachometer

Operation (5000rpm), Tachometer Operation (6000rpm), Tachometer Operation (7000rpm), Tachometer Operation (8000rpm), Tachometer Operation (9000rpm), Tachometer Operation, Tail OFF Indicator, Taillamp Indicator, Taillight Relay, Taillight-Clearance Light, Target Fuel Pressure Control, Temporary Vehicle Start Up, Test the Turbo Charger Step Motor #2, Test The Turbo Charger Step Motor Bank 1, Test The Turbo Charger Step Motor, Timer Switch (00), Timer Switch (H), Timer Switch (M), Timer Switch (Single), Timing Belt Warning, Tire Pressure Indicator, Tire Pressure Test Mode, Tire Pressure Warning System Indicator, Tow Haul Indicator, TPMS Warning Light, Trac Motor Relay, TRAC Solenoid (SPFL), TRAC Solenoid (SPFR), TRAC Solenoid (SRCF), TRAC Solenoid (SRCR), TRAC Solenoid (SRMF), TRAC Solenoid (SRMR), TRC OFF Indicator Light, Trip Reset Switch, Trunk And Back-Door Open, Turbo Boost VSV Control, Turbo Pressure VSV, Turn Light LH Relay Operation, Turn Light RH Relay Operation, Turn Signal Indicator - Left, Turn Signal Indicator - Right, Upper Air Mix (Driver Side), Upper Air Mix (Passenger Side), Variable Intake VSV Control, Variable Shade Beam LH, Variable Shade Beam LH/RH, Variable Shade Beam LH-RH, Variable Shade Beam RH, Vehicle Approach Warning OFF Indicator, Vehicle Horn, Vehicle Proximity Notification System Warning, Vehicle Stop Warning, VGRS Warning, Viscous Heater, VN Turbo Open, Volt Meter Operation (0V), Volt Meter Operation (12V), Volt Meter Operation (15V), Volt Meter Operation (18V), Volt Meter Operation (3V), Volt Meter Operation (6V), Volt Meter Operation (9V), VSC Indicator Lamp, VSC OFF Indicator Light, VSC OFF Indicator, VSC TRC Indicator, VSC Warning Light, VSC/TRAC Off Indicator Light, VSC/TRAC Solenoid, VSC/TRC Indicator, VSC/TRC Solenoid (SMF), VSC/TRC Solenoid (SMR), VSC/TRC Solenoid (SPFL), VSC/TRC Solenoid (SPFR), VSC/TRC Solenoid (SRCF), VSC/TRC Solenoid (SRCR), VSC/TRC Solenoid (SRMF), VSC/TRC Solenoid (SRMR), VSC-TRAC Solenoid (SMF), VSC-TRAC Solenoid (SMR), VVT Exhaust Linear (Bank 1), VVT Exhaust Linear (Bank 2), VVT Linear (Bank 2), VVT System (Bank 2), VVTL System (Bank 1), VVTL System (Bank 2), Washer Nozzle Heater, Washer Warning, Water Level Warning, Water Pump, Water Temperature Meter Operation (110C,230F), Water Temperature Meter Operation (120C,248F), Water Temperature Meter Operation (127C,260F), Water Temperature Meter Operation (50C,122F), Water Temperature Meter Operation (60C,140F), Water Temperature Meter Operation (70C,158F), Water Temperature Meter Operation (80C,176F), Water Temperature Meter Operation (Middle), Water Temperature Meter Operation, Wiper Motor Hi, Wiper Motor Lo, Wiper Power Relay, Wireless Buzzer

New Coverage Details – USA European

New Audi Coverage

3 new Adjustment type special tests:

Reset Frequency Counter, Reset of Adjustment/Calibration Values, Transfer Configuration

10 new Actuation type special tests:

Activation Of Parking Spot Search Park Assist Control Value, Button Automated Driving Lighting Test Control Value, Front Parking Aid Loudspeaker Control Value, FV Safe State Simulation Control Value, Main Beam Activation Control Value, Park Assist Activation Of Partner Control Units Control Value, Parking Aid Activation Control Value, Rear Parking Aid Loudspeaker Control Value, System Identification, Windscreen Heater For Camera Control Value

New BMW/Mini Coverage

20 new Adjustment type special tests:

Ambient lighting adaptation, Ambient lighting: Automatic addressing, Assembly Position Of Window Lifters, Central electronics control unit reset, Disassembly position of window lifters, Driver's Door Power Window Regulator Initialisation, Electrical Steering Column Adjustment Standardization, Front Driver/Pass Door Power Window Regulator Initialization, Front Passenger's Door Power Window Regulator Initialisation, Initialization Of Both Rear Window Lifters, Keyless entry: Deactivate/activate, Rear Driver/Pass Side Door Pwr Window Regulator Initialization, Reset Control Unit, Reset Starter Lock, Slide/Tilt Sunroof Initialization, Steering column adjustment adaptation, Steering column adjustment initialisation, Window lifter motors: Adapting, Window Lifter Standard Initialization, Windshield Wiper Service Position Adjustment

42 new Actuation type special tests:

BDC Terminal_15 (de-)activation, Brake Lights, Check Antennas, Compressor Clutch, Control Valve In A/C Compressor, Cornering Light, Dim mirror, Exterior mirror test, Exterior mirror: System self-test, Fog Lights, Front Door Power Windows Regulator Initialisation, Headlight Washer System, High-Beam Headlights, Horn, Locator Lighting, Lock All Doors, Lock and Enable, Low-Beam Headlights, LWR Reference Run, Mirror Heating, Move SMC left to bottom left, Move SMC left to bottom right, Move SMC left to top left, Move SMC left to top right, Move SMC right to bottom right, Move SMC right to top left, Move SMC right to top right, Power Down, Rear Driver and Passenger Window Regulator Initialization, Rear Driver Side Power Window Close, Rear Driver Side Power Window Open, Rear Driver's Door Power Window Regulator Initialisation, Rear Fog Light, Rear Passenger Side Power Window Close, Rear Passenger Side Power Window Open, Rear Passenger's Door Power Window Regulator Initialisation, Rear Wiper, Steering Wheel Vibration, Tail Lights, Unlock All Doors, Windscreen Washer Pump, Wiper Service Position

New Jaguar Coverage

4 new Adjustment type special tests:

Central electronics control unit reset, Central electronics control unit: Reset history of vehicle warnings, Central electronics control unit: System self-test with actuator test, Network: Hard reset

New Land Rover Coverage

11 new Adjustment type special tests:

Activate/Deactivate Transportation Mode, Battery Replacement, Central electronics control unit reset, Central electronics control unit: Release of disabled functions, Central electronics ECU system self-test, Network: Hard reset, Reset ignition cycle counter, Reset VALET mode, Sun roof adaptation, Sun Roof Initialization, Sun shade initialisation

Bosch Automotive Service Solutions Inc.

15000 N Haggerty Road
Plymouth, MI 48170
USA

tech@boschdiagnostics.com

855-267-2483

Please insert the contact details accordingly.