

Bosch ADS Software Update – June 2026

Ver 7.4

<https://www.boschdiagnostics.com/diagnostic-systems>

Version 7.4 update includes more model year **2026** vehicle coverage and additional **ADAS** calibrations.

New software features for ADS X brands includes:

- Improved Wait Screen Indicator
- Customer Feedback Survey Improvements

Over 4.6K new special tests included in this update.

Software and coverage feature details provided in these release notes.



ADS X



ADS

Software Highlights:

Improved Wait Screen Indicator

A spinning progress indicator has been added to screens where the tool is waiting for a vehicle response. In previous versions, some wait screens displayed only a blank white screen or a basic “Please wait” message, which could make the tool appear unresponsive.

This update provides a clearer visual indication that the tool is actively processing, helping reduce confusion and giving technicians better confidence that the diagnostic or calibration workflow is still in progress.

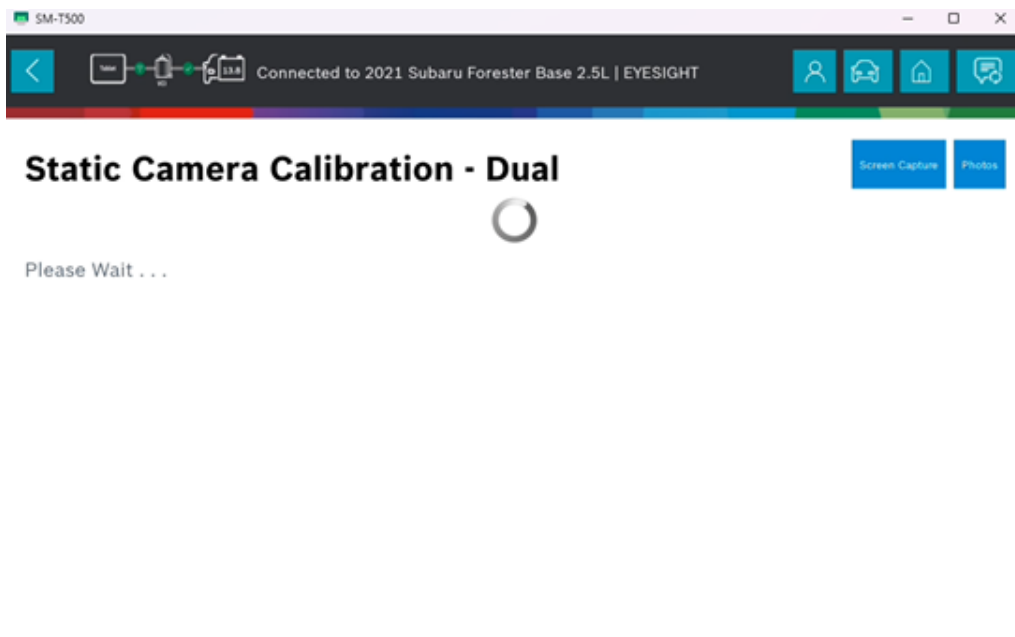


Fig 1

Customer Feedback Survey Improvements

Updates have been made to the customer feedback survey dialog to improve clarity, capture more actionable feedback from technicians, and help Bosch better understand customer experience trends over time.

Newly registered users can expect to see the survey prompt is shown after 30 days of tool registration. Users who have already interacted with Customer Feedback Survey in previous updates may see their survey prompt sooner.

If the user selects “No,” the prompt will be shown again after 90 days. If the user selects “Ask me later,” the prompt will be shown again after 24 hours.

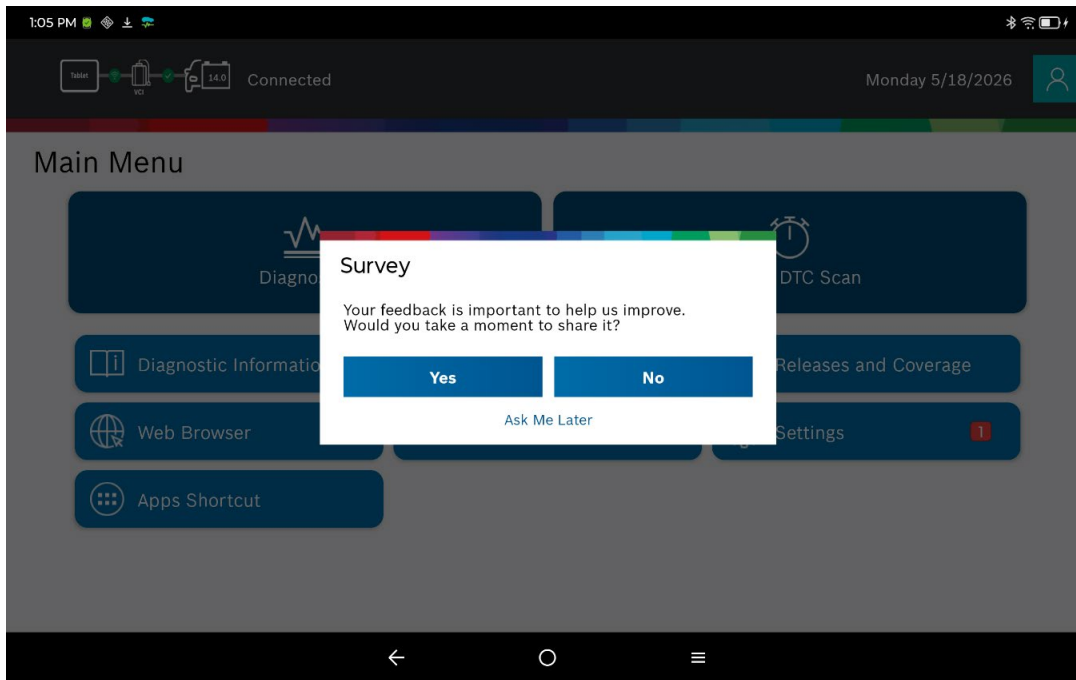


Fig 2 – Customer feedback survey prompt

If the user chooses to take the survey, the tool displays the satisfaction score screen shown in Fig 3. The user can provide a score from 0 to 10, ranging from “Not Likely” to “Very Likely.” If the user selects “I’d rather not say,” the initial survey prompt shown in Fig. 2 will be displayed again after 24 hours.

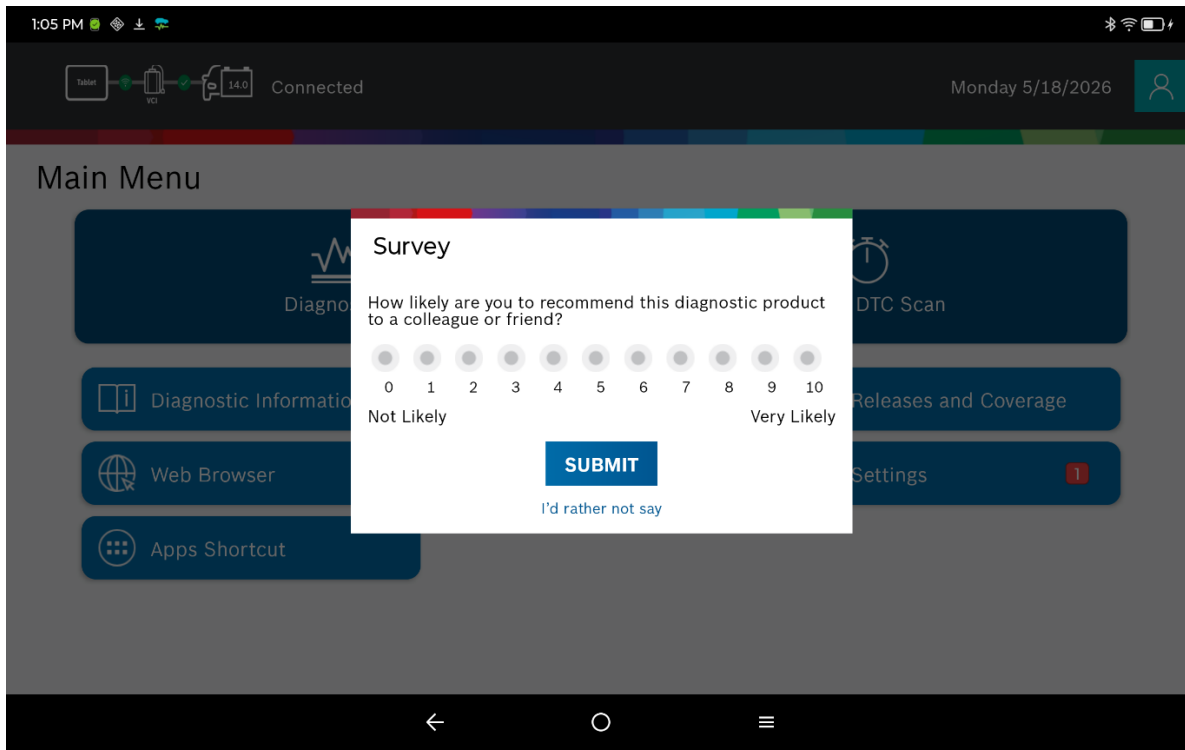
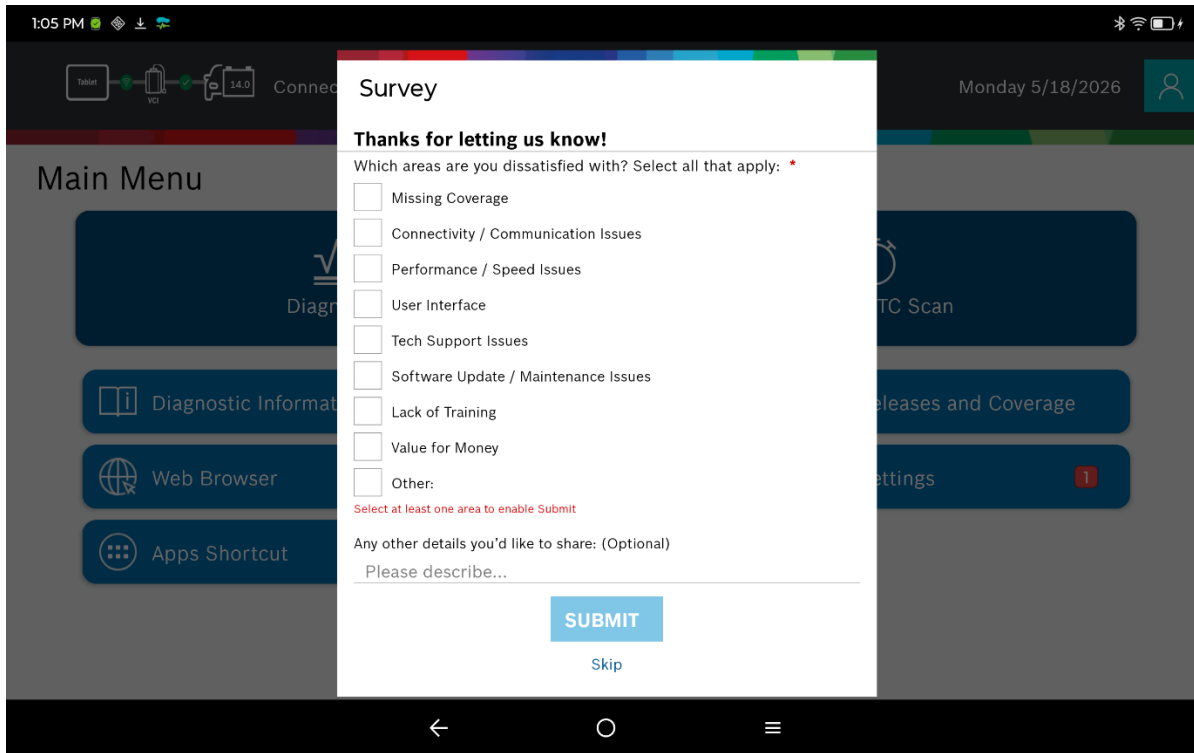


Fig 3 – Customer satisfaction score selection

When a low satisfaction score is submitted, the updated dialog asks the user to identify the reason for dissatisfaction. Available categories include missing coverage, connectivity or communication issues, performance or speed issues, user interface, technical support, software update or maintenance issues, lack of training, value for money, or other concerns.

At least one reason must be selected before submitting the response. The user may also provide additional comments if needed.



The screenshot shows a mobile application interface with a survey dialog box overlaid. The dialog box is titled "Survey" and contains the following text and elements:

- Thanks for letting us know!**
- Which areas are you dissatisfied with? Select all that apply: *
- A list of nine categories, each with an unchecked checkbox:
 - Missing Coverage
 - Connectivity / Communication Issues
 - Performance / Speed Issues
 - User Interface
 - Tech Support Issues
 - Software Update / Maintenance Issues
 - Lack of Training
 - Value for Money
 - Other:
- A red text prompt: **Select at least one area to enable Submit**
- A text field: Any other details you'd like to share: (Optional)
Please describe...
- A blue **SUBMIT** button
- A blue **Skip** link

The background of the application shows a "Main Menu" with options like "Diagnostic Information", "Web Browser", and "Apps Shortcut". The top status bar shows the time as 1:05 PM and the date as Monday 5/18/2026.

Fig 4 – Follow-up reason selection for low satisfaction responses

For low satisfaction responses, the user may also choose to provide contact information, such as an email address or phone number, so Bosch can follow up if additional detail is needed.

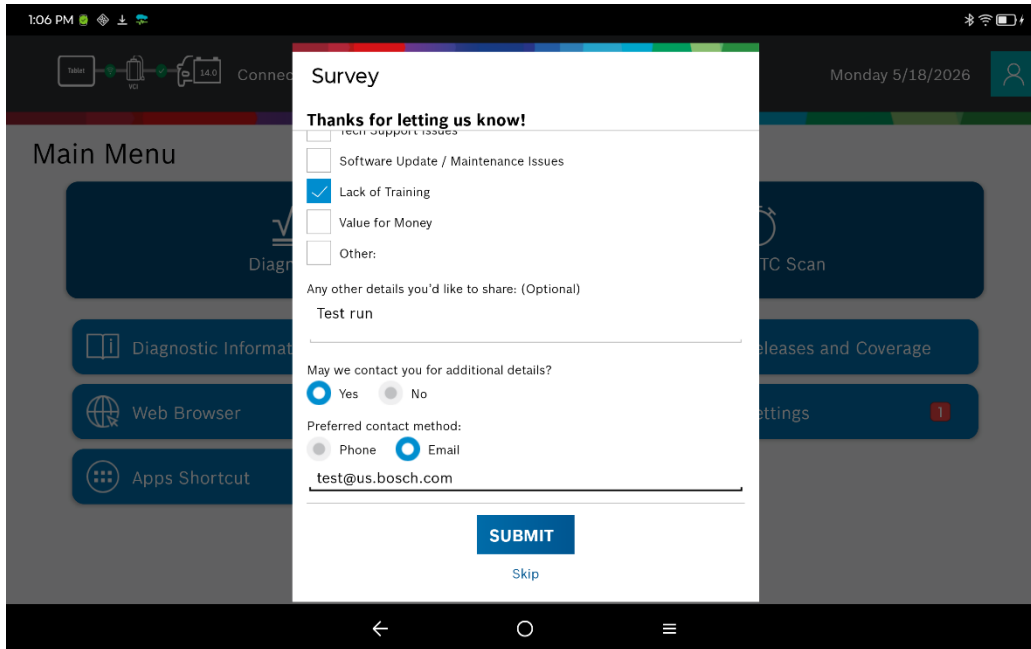


Fig 5 – Optional contact information for customer follow-up

This improvement helps Bosch better understand customer pain points, identify recurring issues, and prioritize future product and support improvements.

Coverage Highlights (More Details start on Page 6)

2026 Coverage added – DTC, Data support, Bi-Directional Functions, and ADAS coverage:

- **Alfa Romeo** – Giulia, Stelvio
- **Fiat** – 500E
- **Jeep** - Grand Cherokee, Grand Cherokee L, Grand Wagoneer, Grand Wagoneer L
- **Mazda** – MX-5 Miata
- **Subaru** – Ascent, WRX

2025 Coverage added – DTC, Data support, Bi-Directional Functions, and ADAS coverage:

- **Audi** – Q6 e-tron Sportback, SQ6 e-tron Sportback

ADAS coverage added:

- **Porsche** – MY2017-2019 911

Multiple Models and Years Coverage added - Bi-Directional functions

New Coverage Details – USA Domestic

New Chrysler/Dodge/Jeep/Ram Coverage

- Added coverage for 216 new system applications

179 new Adjustment type special tests:

ABS Bleed Brakes, ABS Initialization, ABS Service Bleed, ABSO Initialization, Active Grill Shutter Replaced, Actuator Calibration, AFLS Calibration, AMP Non ANC Qualifier, Atmosphere Valve Actuator Test, Auto Door Lock, Auto High Beam Demo Mode Test, Automated Bleed, Automatic Addressing, Bleed Brake Procedure, Bleed Brakes, Brake Pedal Calibration, Brake Pedal Learn, Cabin Heater Lock Reset, Calibrate Liftgate, Calibration Routine, CAM Crank Relearn Routine, Change Country Code, Channel Output Test, Check PCM VIN, Clear DEF Pump Learned Offset Values, Clear Engine Auto Restart Crank Counter, Clear Learning Value, Clear Stored Accumulated Fuel Mass, Clear TPM Sensor Rolls Test Results, Clear TPM Sensor Warnings, Clear Variable Line Pressure Counters, Closed Coupled Replacement, Clutch Pedal Learn, Clutch Sensor Calibration Mode, Configure License Plate Size, Coolant Three Way Valve Replaced, Diesel Particulate Filter Regeneration, DPF Pressure Sensor Reset, DPF Regen, DPF Regen (Stationary Desoot), DPF Replacement, Driving Regeneration Request, DTCM Replacement, Dual Alternator Enable/Disable, Dual Fuel Tank Enable / Disable, ECU Replacement With Value Transfer, EGR Coolant Regeneration, EGR Low Pressure Learn, EGR System Test, EGS Initialization, Emissions Rolls Test Mode, Enable / Disable Vehicle Features, Enable/Disable Seatbelt Minder Chime, Engine Idle Shutdown Feature Enable/Disable, EPB Service Procedures, Erase Calibration value storage, Exhaust Phaser 1 Cleaning, Exhaust Phaser 2 Cleaning, Exit in Plant Mode, Exit Logistic Mode, Exit Shipping Mode, FCM Enable Emissions Rolls Test Mode, Fire Protection System Activate, Fleet Pin Reset, Front Axle Disconnect Feature, GSE Injector Adaptation, Hard Stop Search, Headlamp Leveling, High Temp Cabin Valve Cal/Test, HVAC Actuator Calibration Test, Hydraulic Prove Out Test, Idle Shutdown Timer Adjustment, Initialize ABS, Initialize Cluster Configuration w/o Odometer Affect, Initialize CVT, Initialize ORC, Injector Quantity Adjustment, Intake Phaser 1 Cleaning, Intake Phaser 2 Cleaning, IPC Replacement, Key FOB Identification, KeySense PIN Reset, Learn ETC, Light Rain Sensor Calibration, Longitudinal G Sensor Calibration, Low Temp Coolant Fill - Active Pump, Low Temp Coolant Fill - Passive Pump, Manual Logistic Mode Procedure Enable, Mass Air Flow Sensor Initialization, Microphone Output Short Test, Microphone Tone Test, Modify Volumetric Sensors Sensitivity, Motor Position Learn, New Engine Installed, Non-Volatile Memory Reset, OCM System Verification Test, Oil Change Light Reset, Oil Change Monitor Type, Oil Life Restore, Overboost counter reset, Phonic Wheel Ttooth Learning Reset, Pressure Sensor Calibration, Program Engine Serial Number, Program Tire Sensor Identifications, Program Tire Size, Program Variant Coding, Proxi Configuration, PTO RPM Adjustment, PTO Settings, Purge fuel circuit reset, Quick Learn, Quicklearn 62TE, Quicklearn Non RFE, Quicklearn RFE, RAM Active Air Box Calibration, Range Position Sensor Reset, RDU Replacement, Remote Start Temporary Disable, Reset Adaptive Values, Reset After Replacement Of Lambda Sensor, Reset Camshaft Adaptive, Reset Clutch Capacity Adaption, Reset ECU, Reset Enhanced Automatic Oil Change Indicator, Reset Error Free Operation Time to 40 Hours, Reset H2O Lamp, Reset High Voltage Cable Open DTC, Reset Injector Compensation Values, Reset Memory, Reset of Lambda Values, Reset of SCR Long Term Adaptation Factor, Reset Parameters to Default, Reset SCR Mileage Counter to 200 Miles, Reset Service Information, Reset VCM Adaptives, Reset Zero Fuel Quantity Calibration, Resolver Offset Learn, Rollover Detection, SCR DEF Tank Fluid Level Filter Reset, SCR System After ECU Replacement Procedure, SCR System Catalyst Reset, SCR System Dosing Module Replacement, SCR System Pressure Line Replacement, SCR System Tank or Pump Replacement, SCR System

Wiring Harness Replacement, Seat Belts Alarm Enable, Seat Calibration, Sensor Wiring Test, Service Procedures, Set Max Cruise Speed, Set Max Vehicle Speed, Set Ride Height Level, Snorkel Output Test, Store Learned TCU Adaptives, System Air Mass/Pressure/Ride Height Readings, TCC Break In, TCM Reset Learned Adaptives Routine, Throttle Body Self-Learn Activation, Tip Start Temporary Disable, Tire Pressure Sensor Registration, TLC Learn, Turbo Actuator Pre-Align / Self Calibrate, Turbocharger adaptive parameters reset, Turn off Gain Mode Override, Update Front and Rear Axle Nominal Tire Pressure Values, Update Pressure Thresholds, Valve Body Solenoid Learn, Valve Variator Actuator (VVA) freeze wrong request reset, VCM Adaptive Parameter Reset After Block Change, VCM Adaptive Parameter Reset After Oil Change, VGT Learn, VGT Sector Gear Hysteresis Test, View/Reset Duty Cycle Maps, VIN Lock, VVL Cam Crank Relearn, Write Pinion Factor, Write Suspension Height Values, Write VIN

1825 new Actuation type special tests:

EOBD (Electronic On Board Diagnostic) failure indication, 1st Gear Clutch Test (62TE), 1st Gear Clutch Test (Non-RFE), 1st Gear Clutch Test (RFE), 2/4 Clutch Volume Index Check, 2-3 Skip Shift Solenoid Control State, 2-4 Solenoid, 2-4 Solenoid State, 2C Or 2-4 Solenoid, 2nd Gear Clutch Test (62TE), 2nd Gear Clutch Test (Non-RFE), 2nd Gear Clutch Test (RFE), 2nd Prime Gear Clutch Test (RFE), 2nd Row Blend Door 1, 2nd Row Blend Door 2, 2nd Row Blend Door 3, 2nd Row Blend Door 4, 2nd Row Center Seat Backrest Release Actuator, 2nd Row Headrest Release Switch, 2nd Row LT Easy Entry-Exit Switch 2, 2nd Row LT Latch Switch, 2nd Row LT Seat Backrest Release Actuator, 2nd Row LT Seat Easy Entry Release Actuator, 2nd Row LT Seat Fold Switch, 2nd Row LT Seat Headrest Release Actuator, 2nd Row Mode Door 1, 2nd Row Mode Door 2, 2nd Row RT Easy Entry-Exit Switch 2, 2nd Row RT Latch Switch, 2nd Row RT Seat Backrest Release Actuator, 2nd Row RT Seat Easy Entry Release Actuator, 2nd Row RT Seat Fold Switch, 2nd Row RT Seat Headrest Release Actuator, 2WD Rolls Mode, 2WD Test Mode, 3rd Gear Clutch Test (62TE), 3rd Gear Clutch Test (Non-RFE), 3rd Gear Clutch Test (RFE), 3rd Row Fold-Unfold Switch 1 Left, 3rd Row Fold-Unfold Switch 1 Right, 3rd Row Fold-Unfold Switch 2 Left, 3rd Row Fold-Unfold Switch 3 Left, 3rd Row Fold-Unfold Switch 3 Right, 3rd Row Headrest Release, 3rd Row Headrest Release Switch, 3rd Row LT Recline Switch FWD, 3rd Row LT Recline Switch RWD, 3rd Row LT Seat Folding Motor 1, 3rd Row LT Seat Folding Motor 2, 3rd Row LT Seat Headrest Release Actuator, 3rd Row Mode Door 1 Actuator Position, 3rd Row Mode Door 2 Actuator Position, 3rd Row RT Recline Switch FWD, 3rd Row RT Recline Switch RWD, 3rd Row RT Seat Folding Motor 1, 3rd Row RT Seat Folding Motor 2, 3rd Row RT Seat Headrest Release Actuator, 4 Low Indicator, 4C Solenoid, 4C Solenoid State, 4th Gear Clutch Test (62TE), 4th Gear Clutch Test (Non-RFE), 4th Gear Clutch Test (RFE), 4WD, 4WD Auto, 4WD AUTO Indicator, 4WD Indicator, 4WD LED, 4WD Lock Indicator, 4WD Low, 4WD Neutral Indicator, A/C, A/C Compressor Clutch Relay Control State, A/C Request, A/C Select, ABS, Abs Failure Indicator, ABS Failure Lamp, ABS fault Lamp, ABS Lamp, ABS Light, ABS Safety lamp, A-C Button, A-C Compressor Clutch Relay Control State, AC emergency shut off, AC Indicator, A-C INDICATOR, A-C Indicator PWM, AC Off For Vehicle Manoeuvring, AC Request, A-C Request, A-C Select, Accessory Backlight, ACM Wake Up, Activate Driver and Passenger Head Restraints, Activate Fuel Lift Pump, Activate TPM High Gain Mode, Active Exhaust Valve 1, Active Exhaust Valve 2, Active Grill Shutter Test, Actuate All Heaters, Actuate All Seat Heaters, Actuate All Vents, Actuator Position, Actuator Test For SCR Device Relay, Actuator Test For Scrdevrly, Actuator Test Of Urea Back Flow Pump Actuator, Adjustable Pedal Disable Relay, Aero LED, Aero Level, Aftertreatment System Performance Test, Air Bag, Air Bag Lamp, Air Bag Light, Air Condition, Air Condition Relay Control, Air Conditioner Relay Command, Air Dam Test, Airbag failure indication, Airbag Fault Indicator, All Doors/Central Locks, All Doors-Central Locks, All LEDs On, All Stop Lights, Alternator Current Limit, Alternator Field Control State, Alternator Field Duty Cycle, Alternator Field Duty-Cycle, Alternator Output Voltage Setpoint, Alternator Test, Alternator Voltage Set Point Value, Ambient

Dimming, Ambient Lamp, AMP Output Short Test, AMP Output Tone Test, ANC Output Short Test, Antenna Power, Antilock brake (ABS) failure indication, Anti-lock Brake System (ABS) safety indication, APM Status, Apply release brake rear left EPB, Apply release brake rear right EPB, Apply release electric brake EPB, Approach LAMP STATE (Mirror), Approach Light State, ASCM Leak Down, Assist Call Button Green LED, Assist Call Button Red LED, Assist Call Green Day PWM, Assist Call Green LED Control PWM, Assist Call Green Night PWM, Assist Call Red Day PWM, Assist Call Red LED Control PWM, Assist Call Red Night PWM, ATMM Left Actuator Command -%, ATMM Left Actuator Command -Degrees, ATMM Left Actuator Command -Hz, ATMM Right Actuator Command -%, ATMM Right Actuator Command -Degrees, ATMM Right Actuator Command -Hz, Audio Routing, Audio Test, Audio Test For Subwoofer Specific, Audio Video Signal Detection, Auto - Backlight, AUTO Button, Auto High beam headlamp indication, Auto High Beam Indicator, Auto Indicator, AUTO LED, Auto Shutdown (ASD) #1 Relay Control State (Left Bank), Auto Shutdown (ASD) #2 Relay Control State (Right Bank), Auto Shutdown (ASD) Relay Control State, Auto Shutdown Relay Control State, AutoApply function, Auxiliary Coolant Pump, Auxiliary Fuel Pump, Auxiliary Heater Pump, AVAC Motor Central Position, AVAC Motor Down Most Position, AVAC Motor Up Most Position, Average Ambient Temperature, BACK button, Background LED Illumination Level, Background LED State, Backlight 1 Level, Backlight 2 Level, Backlight 3 Level, Backlight 4 Level, Backlight 5 Level, Backlight 6 Level, Backlight 7 Level, Backlight 8 Level, Backlight Control, Backlight Control - Heated Seats, Backlight Control - Other, Backlight Control-Backlight PWM1, Backlight Control-Backlight PWM2, Backlight Control-Backlight PWM3, Backlight Control-Backlight PWM4, Backlight Control-Backlight PWM5, Backlight Control-Backlight PWM6, Backlight Control-Blue Driver/Passenger Temp Down, Backlight Control-Display PWM, Backlight Control-HVAC Recirc/AC/Front Def/Rear Def, Backlight Control-LED Jewel Indicator auto, Backlight Control-LED Jewel Indicators excluding Auto, Backlight Control-Red Driver/Passenger Temp Up, Hazard, Backlight Control-Sapphire Blue Enter/Mute Knobs, Backlight Control-Sapphire Blue HVAC Auto/Fan Off, Backlight Control-Sapphire Blue Knob Halo Rings, Backlight Control-Sapphire Blue Lower Row Switchbank Buttons, Backlight Control-Sapphire Blue Screen Off, Back Buttons, Backlighting: Driver Temp Down, Pass Temp Down, Backlighting: Driver Temp Up, Pass Temp Upj., Backlighting: Knob Halo White Backlighting, Backup Alarm, Backup Lamp Left, Backup Lamp Right, BACKUP LIGHT L-R, Backup Lights, Baggage Lamps, Balance Settings, Bass Settings, Battery Bad (Red), Battery Charge LEDs, Battery Coolant Heater, Battery Coolant Pump, Battery Good (White), Battery LED 1, Battery LED 2, Battery LED 3, Battery LED 4, Battery LED 5, Battery LED 6, Battery LED 7, Battery LED 8, Battery LED 9, Battery Voltage LEDs, BCI LED Control, Bed Lamp, BLIND Spot Indicato, Blower Down Button, Blower Knob - Backlight, Blower Motor Speed, Blower Up Button, Blue Cooled Seat Indicators, Blue Heated Seat Indicators, Blue Temperature Bar, Boost Low Pressure Actuator, Boost Pressure, Boost Pressure Actuator, Both Headlamps Max High Position, Both Headlamps Max Low Position, Brake Failure Indicator, Brake Indicator, Brake Light, Brake State Output, Brake Switch, Brake system failure indication [BRAKE], BRAKE Text, Brake Warning Lamp, BSM State, BSM Wake Up, BTSI, BTSI Coil Output Control, BTSI Control, BTSI Solenoid, Button 11 (Spare), Button 14 (Spare), Button 15 (Spare), Button 16 (Spare), Button 24 (Spare), Button 6 (Spare), Button 7 (Spare), Button 8 (Spare), Button Indicators, Buttons/Encoder Control-Button 1 (Front Defrost), Buttons/Encoder Control-Button 10 (FCW), Buttons/Encoder Control-Button 12 (Back), Buttons/Encoder Control-Button 13 (Screen Off), Buttons/Encoder Control-Button 14 (ESP), Buttons/Encoder Control-Button 16 (PTS), Buttons/Encoder Control-Button 17 (Mute), Buttons/Encoder Control-Button 18 (Enter), Buttons/Encoder Control-Button 19 (Rear Defrost), Buttons/Encoder Control-Button 2 (Driver Temp Up), Buttons/Encoder Control-Button 20 (Passenger Temp Down), Buttons/Encoder Control-Button 21 (Auto), Buttons/Encoder Control-Button 22 (Driver Temp Down), Buttons/Encoder Control-Button 23 (Recirc), Buttons/Encoder Control-Button 3 (Fan Off), Buttons/Encoder Control-Button 4 (Driver Temp Up), Buttons/Encoder Control-Button 5 (AC), Buttons/Encoder Control-Button 9

(Eco), Buttons/Encoder Control-Rotary 1 Detents (Volume), Buttons/Encoder Control-Rotary 1 Direction (Volume), Buttons/Encoder Control-Rotary 2 Detents (Fan), Buttons/Encoder Control-Rotary 2 Direction (Fan), Buttons/Encoder Control-Rotary 3 Detents (Tune), Buttons/Encoder Control-Rotary 3 Direction (Tune), Buttons/Encoder Control-Rotary 4 Detents, Buttons/Encoder Control-Rotary 4 Direction, Buzzer Control, Cabin Temperature Sensor, Camera Washer, Cargo Lamp, Cargo Light, Cargo Light Indicator, CARGO LIGHTS, Catalyst Efficiency Test, CEGR H-Bridge Valve Duty Cycle, Ceiling Light, Ceiling Light Rear Left, Ceiling Light Rear Right, Center High Mount Stop Lamp, Center Stop Lamp, Central high mounted Stop Light (CHMSL), Central Lock (Pass Side), CENTRAL LOCK PASSENGER, Channel 1 Audio Control, Channel 1 Audio Output Status, Channel 10 Audio Control, Channel 10 Audio Output Status, Channel 11 Audio Control, Channel 11 Audio Output Status, Channel 12 Audio Control, Channel 12 Audio Output Status, Channel 13 Audio Output Status, Channel 14 Audio Output Status, Channel 15 Audio Output Status, Channel 16 Audio Output Status, Channel 17 Audio Output Status, Channel 18 Audio Output Status, Channel 19 Audio Output Status, Channel 2 Audio Control, Channel 2 Audio Output Status, Channel 20 Audio Output Status, Channel 21 Audio Output Status, Channel 22 Audio Output Status, Channel 23 Audio Output Status, Channel 24 Audio Output Status, Channel 3 Audio Control, Channel 3 Audio Output Status, Channel 4 Audio Control, Channel 4 Audio Output Status, Channel 5 Audio Control, Channel 5 Audio Output Status, Channel 6 Audio Control, Channel 6 Audio Output Status, Channel 7 Audio Control, Channel 7 Audio Output Status, Channel 8 Audio Control, Channel 8 Audio Output Status, Channel 9 Audio Control, Channel 9 Audio Output Status, Charge Air Cooler Coolant Pump, CHARGE PLUG LOCK, CHARGE PLUG UNLOCK, Charge Port Command CAN, Charge Port Command Hard Wired, Charge Port Lock Motor, Charge Port Request Tester, Charge Port Un-Lock Motor, Check Engine - MIL Lamp, Check Engine (MIL) Lamp, Check Engine MIL Lamp, Check Engine-MIL (Malfunction Indicator Lamp), Check PCM Odometer, Chiller Shut-off Valve, CHMSL, CHMSL Control, CHMSL Lamp, Clutch Signal To ECM Output Control, CNG Indicator, CNG Injector Relay, CNG Shut Off Relay, CNG/Gasoline Forced Fuel Type, Cold Start Aid Driver 1, Cold Start Aid Driver 1 Output, Compressed Natural Gas, Compression Test, Compressor Cool Down, Compressor Current, Compressor Running, Control All Solenoids, Control the steering column, Convenience/Reading Lamp, Convenience-Reading Lamp, Convex Mirror STATE, Coolant Bad Indicator, Coolant Fill, Coolant Fill Active Pump, Coolant Good Indicator, Coolant High Temperature Auxiliary Electric Pump, Coolant Temp LED 1, Coolant Temp LED 2, Coolant Temp LED 3, Coolant Temp LED 4, Coolant Temp LED 5, Coolant Temp LED 6, Coolant Temp LED 7, Coolant Temp LED 8, Coolant Temp LED 9, Coolant Temp LEDs, Coolant Temperature, Coolant Three Way Valve Test, Cooldown Test, Cooled EGR H-Bridge Valve System Test, Cooled Seat Driver High Indicator, Cooled Seat Driver Low Indicator, Cooled Seat Driver Med Indicator, Cooled Seat Passenger High Indicator, Cooled Seat Passenger Low Indicator, Cooled Seat Passenger Med Indicator, Cooler Bypass Valve, Cooling Control (FAN), Cooling Valve Position, Courtesy Lamp 2, Courtesy Lamps, Crankcase Ventilation, Crankcase Ventilation Heater, Cushion Extender Motor, Cyl 1 Deactivation Sol Cntrl State, Cyl 6 Deactivation Sol Cntrl State, Cyl 7 Deactivation Sol Cntrl State, Cylinder 1 Deactivation Solenoid Control State, Cylinder 1 UniAir valve command, Cylinder 2 UniAir valve command, Cylinder 3 UniAir valve command, Cylinder 4 Deactivation Solenoid, Cylinder 4 Deactivation Solenoid Control State, Cylinder 4 UniAir valve command, Cylinder 6 Deactivation Solenoid Control State, Cylinder 7 Deactivation Solenoid Control State, Cylinder Balance Test, DAYLIGHT LAMP LT, DAYLIGHT LAMP RT, Daylights Left, Daylights Right, DC Clutch Volume Index Check, DeadLock Relay, DEADLOCK-SECONDARY LOCK (FT), DEADLOCK-SECONDARY LOCK (RR), Dedicated DRL Lamp Left, Dedicated DRL Lamp Right, DEF (Reductant) Pressure Line Heater Test, DEF (Reductant) Tank Heater Test, DEF Dosing Injection Quantity, DEF Reductant Doser Prime Override Test, DEF Reductant Doser Pump Override Test, Defeat Engine ON, Diesel Cabin Heat 1, Diesel Cabin Heat 2, Diesel Cabin Heat 3, Diesel Cabin

Heater #1, Diesel Cabin Heater #2, Diesel Cabin Heater #3, Diesel Cabin Heater 1, Diesel Cabin Heater 2, Diesel Cabin Heater 3, Diesel Cabin Heater 4, Diesel Fuel Heater Relay, Digital Inputs1 High Memory, Direct Backlight, Disable Passenger Airbag Lamp Request, Display Start Inhibit Data, Door Ajar Indicator, Door Ajar Switches, Door Handle Power, Door Handle Power Control, Door Handle Verification Test, DOOR Light (Map-Bin-INT Handle), Door Open, Vehicle Does Not Lower, Door Puddle Lamp State, Door Status Led, Double Start Override Relay, DOWN Select Button, Downstream lambda probe heater command, DPF Lamp, DPF Reset Option, DR Solenoid, Drive Away function, Driver Cooled Seat, Driver Door Ajar, DRIVER DOOR LOCK LED, Driver Door Lock-Unlock, Driver Door Unlock, Driver Heated Seat, Driver Heated Seat Button, Driver heated seat relay command, Driver Side Seat Belt, Driver Temp Detents, Driver Temp Down Button, Driver Temp Rotary Direction, Driver Temp Up Button, DRIVER UNLOCK, DRL, DRL Lamp, DTCM Efficiency Position, DTI FUEL TRANSFER RLY, DTI LTR CLNT PMP, DTI SPRCHRGR BPV MOTOR, DTI TPBV Status, DTI VVL SOL1, DTI VVL SOL2, DTI VVL SOL3, DTI VVL SOL4, Dual Speed Fuel Pump Relay, Dual Speed Oil Pump, Dual Speed Oil Pump Status, Dual Tank Aux LP Relay, Duct Sensor - Floor Left, Duct Sensor - Floor Right, Duct Sensor - Panel Left, Duct Sensors -Panel Right, Dump valve command, Duty Cycle Purge Solenoid, EAC Compressor Speed Request, EBD Safety Lamp, EBD Warning Light, EBL (Rear Defrost) Button, EBL Status, EC Mirror State, E-Call Button Backlight LED, E-Call Button Green LED, E-Call Button Red LED, E-Call Green Day PWM, E-Call Green Night PWM, E-Call Red Day PWM, E-Call Red Night PWM, ECM WAKEUP, ECO, ECO Button, ECO Indicator, ECO LED, ECO ON-OFF Indicator, ECVD Compressor PWM Command, ECVD Compressor PWM Command~ECVD Compressor PWM Command, EGR Cooler Bypass, EGR DC Motor Sol Vlv Recir Vlv, EGR Duty Cycle, EGR Hi Pressure Motor Test, EGR Positioner, EGR Throttle Valve, EGR Valve Actuator Test, EGR Valve Replaced, EGR Valve Solenoid Duty Cycle, ELCM Forced Monitor Test, Electric Motor Control, Electric Power Steering Failure Indication, Electric Thermostat Heater, Electric Thermostat Heater Solenoid, Electric Thermostat Heater Solenoid Duty Cycle, Electric Transmission Oil Pump, Electric Vacuum Pump, Electric Wastegate Valve, Electronic Brake Distribution (EBD) safety indication, Electronic Parking Brake (EPB) failure indication, Electronic Stability Control, Electronic Stability Control Off, EMCC VLP Solenoid, Emergency Call Backlight LED PWM, Emergency Call Green LED PWM, Emergency Call Red LED PWM, Emissions Failure Lamp, Emissions Rolls Test Mode Is Active, EMTC Encoder Power Return, EMTC Encoder Power Supply (5V), Engine After Run Coolant Pump, Engine Check Lamp [MIL], Engine Digital Fan 1, Engine Digital Fan 2, Engine Off Injector Toggle Test, Engine RPM Control, Engine Running Injector Kill Test, Engine Temp LEDs, Engine Temperature, Engine Warm Up, Enter, Enter Button, Enter Plant Mode, EPB Auto Apply Control, EPB Button lamp, EPB Drive Away Control, EPB Failure Lamp, EPB Function Lamp, EPB Service, EPB Switch Function LED, EPB Warning Light, EQ Loudness Test, ESC, ESC - HILL HOLDER Sys Fail Indicator, ESC Disable Lamp, ESC Failure Lamp, ESC Indicator, ESC Malfunction Lamp, ESC Off, ESC OFF lamp, ESC ON-OFF Indicator, ESC Safety Lamp, ESC System Deactivation, ESC System Intervention-Failure Indication HILL HOLDER System Failure Indication, ESCL 12 Volt Feed Control, ESCL Unlock Control, ESIM Forced Monitor Test, ESM Power Supply, ESP button, ESP Light, ETC Indicator Test, ETC Lamp, ETC System Test, ETC Throttle Follower Test, EVAP Purge Valve, Evaporator Sensor Temperature, Evaporator Temperature Sensor, EVCU Wake Up, Exhaust Brake, Exhaust Brake Auto Green, Exhaust Brake Yellow, Exhaust Gas Cooler Bypass Valve, Exhaust Gas Recirculation Valve, Extend Mileage With SCR Active Faults, External Temperature, Externally Controlled Variable Displacement (ECVD) Command (DC), Externally Controlled Variable Displacement (ECVD) Command (Duty Cycle), F L Heat Seat Request - Output, F L Vent Seat Request - Output, F R Heat Seat Request - Output, F R Vent Seat Request - Output, FAD Feedback Voltage, FAD Lock Request, FAD Power Output, FAD Request Output, FAD Supply Voltage, Fade Settings, Fan Clutch PWM Duty Cycle Output, Fan Clutch Test, Fan Control, Fan Off Button, Fan Rotary Detents, Fan Rotary Direction, Fast Down

Leveling Test, Fault Message F1 -Service Air Suspension, FCW Button, Feature Pin, Fill Spring From Reservoir, First Row Driver Seatbelt Buckle Sensor-Switch, First Row Passengers Seatbelt Buckle Sensor-Switch, Flasher-Rear backup Left Light, Flasher-Rear backup Right Light, Flipper Glass 2, Fog Lamp, FOG LAMP FT LT, FOG LAMP FT RT, Fog Lamps, Fog Lights, Foot Well, Foot Well/Halo Lamps, Foot Well-Halo Lamps, Forward Collision Warning OFF, Freeze Current State, Frequency Step Selection, Frequency Step Selection Tuner FM2, Front Blower Control, Front Blower Motor, Front Blower Speed, Front Ceiling Light, Front Collision Off, Front Collision Off, Front Defrost, Front Defrost -Backlight, FRONT DEFROST button, Front Defrost Indicator, Front Defrost-Max Defrost Button, Front Driver window lifter command, Front Fog, Front Fog Lamps, Front Fog Light Left, Front Fog Light Right, Front Fog Lights, Front Left Flasher, Front Mode 1 Actuator Position, Front Mode 1 Defrost Actuator Position, Front Mode 2 Panel Actuator Position, Front Mode Actuator Position, Front Mode Door Actuator Position, Front Off Road Camera Washer, Front Passenger window lifter command, Front Refrigerant Shut-off Valve, Front Right Flasher, Front Vertical Motor, Front Wash, Front Washer, Front Wiper (High/Low), Front Wiper (High-Low), Front Wiper (On/Off), Front Wiper (On-Off), Front Wiper Hi Speed, Front Wiper High, Front Wiper Interval 1, Front Wiper Interval 2, Front Wiper Interval 3, Front Wiper Interval 4, Front Wiper Low, Front Wiper Low-Int Speed, Front Wiper Test, Front/Rear Washer, Front-Rear Park Assist Button, Front-Rear Washer, Fuel Door Lock, FUEL DOOR UNLOCK, Fuel Door Uulock, Fuel Filter Heater, FUEL FILTER HEATER - PARK (L-R), Fuel Filter Heating, Fuel filter water level warn lamp, Fuel Filter Water Level Warning Lamp, Fuel Injector, Fuel Injector 1, Fuel Injector 1 Control State, Fuel Injector 2, Fuel Injector 2 Control State, Fuel Injector 3, Fuel injector 3 Control State, Fuel Injector 4, Fuel Injector 4 Control State, Fuel Injector 5, Fuel Injector 5 Control State, Fuel Injector 6, Fuel Injector 6 Control State, Fuel Injector 7, Fuel Injector 7 Control State, Fuel Injector 8, Fuel Injector 8 Control State, Fuel Injector Balance, Fuel Injector Cleaning, Fuel Level LEDs, Fuel Level low, Fuel Metering Unit, Fuel Metering Unit Actuator, Fuel Pre Supply Pump, Fuel Pressure Override, Fuel Pressure Regulated O/P (Bar), Fuel Pressure Regulator, Fuel Pressure Regulator Valve, Fuel Pump, Fuel Pump Relay Control State, Fuel System Run Up Test, Functional LED Illumination Level, Functional LED State, Gas Injector Relay, Gasoline Indicator, GATED PARK RELAY, Gated Park ZFII Output, Gated Park ZFII Output Control, Gear Position, Gear Selection, Generator Ramp Time, Generator Speed Threshold, Glow Lamp, Glow Plug, Glow plug indication - Cold Start inhibition, Glow Relay, Grid Test, Haptic Motor, HCSS WAKEUP, Head Lamp Wash, Head Rest Actuation, Head Rest Relay, Headlamp Washer, Heated Rear Window, Heated Seat Automatic Addressing, Heated Seat Driver High Indicator, Heated Seat Driver Low Indicator, Heated Seat Driver Med Indicator, Heated Seat Passenger High Indicator, Heated Seat Passenger Low Indicator, Heated Seat Passenger Med Indicator, Heated Steering Wheel, Heated Steering Wheel Button, Heated Steering Wheel indicator, Heated Steering Wheel PWM Control, Heated Steering Wheel Request - Output, Heated Steering Wheel~Heated Steering Wheel, Heater Core Inlet Temperature Target, Heater EBL, Heater Rear Window, Height Sensor Check, HEV Belt-Driven Coolant Pump Clutch Relay, HEV Engine Aux Heater LIN Coolant Pump, HEV Engine Belt-Driven Coolant Pump Clutch Relay, HEV Fuel Tank Isolation Valve Solenoid, HEV TPIM Inverter LIN Coolant Pump, Hi Beam, High Beam, High beam headlamp indication, High Beam Indicator, High Beam Left, High Beam Light, High Beam Right, High Beams, High Beams Lights, High Pressure Fuel Rail Test, High Pressure Fuel System Test, HIGH SIDE POWER SEAT RELAY, High Speed Engine Cooling Fan Control, High Speed Fan, High Temp Aux Pump, High Temp Cabin Valve Rotation, High Temp Coolant Fill - Aux Pump, High Temp Shut-off Valve, High Voltage Battery Precharge Contactor Test, High Voltage Coolant Heater, Hill-Holder Safety Lamp-Message, Hood Ajar, Horizontal Headrest Motor, Horizontal Motor, Horn, Horn relay command, HPCR Duty Cycle, HPCR Duty Cycle Output, HSD 21W 1, HSD 21W 2, HSD 21W 3, HSD 21W 4, HSD FOR LED 1, HSD FOR LED 2, HSD RELAY 1, HSD RELAY 2, HSD RELAY 3, HSD RELAY 4, HSD RELAY 5, HSD RELAY 6, HSD RELAY 8, HUD Lighting Level, HVAC A-C Indicator, HVAC AUTO Indicator,

HVAC Backlight Control, HVAC Blower Knob Direction, HVAC Cool Down Test, HVAC Front DEF Indicator, HVAC Mode Button, HVAC OFF Button, HVAC Power (OFF) Button, HVAC Rear DEF Indicator, HVAC REC Indicator, HVAC SYNC Indicator, I/O Control All, I/P Illumination, ICR-HCR Relay, Idle RPM Test, Ignition Coil 1, Ignition Coil 10, Ignition Coil 2, Ignition Coil 3, Ignition Coil 4, Ignition Coil 5, Ignition Coil 6, Ignition Coil 7, Ignition Coil 8, Ignition Coil 9, Ignition Run, Ignition Run - Acc 1, Ignition Run - Acc 2, Ignition Run - Start, Ignition RUN/ACC 1, Ignition RUN/ACC 2, Ignition RUN/START, Ignition RUN-ACC 1, Ignition RUN-ACC 2, Ignition RUN-START, Immobilizer Antenna, Immobilizer Antenna Test, In Motion Menu, Indicator Channel, Indicator Control-A/C Indicator, Indicator Control-Auto Indicator, Indicator Control-FCW Indicator, Indicator Control-Front Defrost Indicator, Indicator Control-Indicator 1 (Auto), Indicator Control-Indicator 10 (SSO), Indicator Control-Indicator 11 (PPA), Indicator Control-Indicator 12 (LDW), Indicator Control-Indicator 2 (AC), Indicator Control-Indicator 3 (Recirc), Indicator Control-Indicator 4 (Front Defrost), Indicator Control-Indicator 5 (Rear Defrost), Indicator Control-Indicator 6 (ECO), Indicator Control-Indicator 7 (FCW), Indicator Control-Indicator 8 (Traction Control), Indicator Control-Indicator 9 (PTS), Indicator Control-LDW Indicator, Indicator Control-Park Sense Indicator, Indicator Control-Rear Defrost Indicator, Indicator Control-Recirc Indicator, Indicator Tests, Initiate P2BA9 SCR Refill Monitor, Injector 1 coil command, Injector 1 command, Injector 2 coil command, Injector 2 command, Injector 3 coil command, Injector 3 command, Injector 4 coil command, Injector 4 command, Injector Enable (All Cylinders), Injector Kill Test, Inlet Metering Valve, Inlet Valve FL, Inlet Valve FR, Inlet Valve Left Front, Inlet Valve Left Front (Normally Open), Inlet Valve Left Rear, Inlet Valve Left Rear (Normally Open), Inlet Valve LF(Normally Open), Inlet Valve LR (Normally Open), Inlet Valve RF (Normally Open), Inlet Valve Right Front, Inlet Valve Right Front (Normally Open), Inlet Valve Right Rear, Inlet Valve Right Rear (Normally Open), Inlet valve RL, Inlet valve RR, Inlet Valve RR (Normally Open), Input Test, Intake Air Throttle Actuator, Intake Air Throttle Actuator Test, Intake Manifold Short Runner Valve (SRV) Solenoid Control State, Intake Manifold Short Runner Valve Solenoid, Intake Manifold Tuning Valve (MTV) Solenoid Control State, Intake Manifold Tuning Valve Solenoid, Intake Port Shut Off, Intake Throttle Duty Cycle, Intake Throttle Duty Cycle Output, Interior Ambient Lighting, Interior Convenience Lamps, Interior Convenience Lamps 2, Interior Convenience Lamps 3, Interior Panel Dimming Lamps, Interior Panel Dimming Lamps 2, Interior Vanity Lamps, Internal Night Lights, Inverter, Inverter Enable, Inverter Enable Relay, Inverter Status Indicator, IOD RELAY ON LSD, I-P Illumination, IP Run 1, IP Run 3, IP Run Start 1, IP Run Start 2, IPC Self Test, IRCM Heater, IRCM Relay Unlock Control, ITOS - Cabin Temperature, Key Solenoid Coil, Keypad Backlight Control, KeySense, KIN ACC LED State, KIN Antenna Power, KIN LED Control, KIN OFF LED, KIN OFF LED State, KIN RUN LED, KIN RUN LED State, KIN Start/Stop LED State, KIN Start-Stop Button (SSB) LED, KIN Start-Stop LED State, Knob Lock State, L/U And SEL On Off Solenoid, L/U Solenoid Current, Lamps Actuation-Left leveling actuator position, Lamps Actuation-Right leveling actuator position, Lane Departure Warning - on not armed- on armed- on warning, Lane Departure Warning ON-OFF Indicator, Latch Motor Cinch Direction, Latch Motor Release Direction, Lateral Anti Tilt Sensor, LC Clutch Volume Index Check, LC Solenoid, LDP Solenoid, LDW Warning Indicator, Leak Detection Pump, Leak Detection Pump Forced Monitor Test, LED Control-LED 1 (Auto Control), LED Control-LED 2 (EBL), LED Control-LED 3 (Front defrost), LED Control-LED 4 (recirc), LED Control-LED 5 (A/C), LED Intensity Output, LED Outputs, Left Rear Tail/Park Lamp, Left Air Catcher LED, Left Auxiliary High Beam, Left Backrest Heat Seat Linear PWM Request -Output, Left Backup Lamp, Left Cushion Heat Seat Linear PWM Request -Output, Left Day Light Lamp, Left Daytime Running Lamp, Left DRL Light, Left Floor Duct Sensor, Left Front Fog Lamp, Left Front Fog Lamps, Left Front Park Lamp, Left Front Park Lamps, Left Front Side Marker, Left Front Turn Lamp, Left Front Turn Signal, Left HID Lamp, Left High Beam, Left High Beam Lamp, Left High Beam Shutter, Left Low Beam, Left Low Beam-HID, Left Panel Duct Sensor, Left Parking Lights, Left Rear AUX Turn Lamp, Left Rear Door Lock-Unlock, Left Rear Fog Lamp, Left Rear Fog Lamps, Left Rear Park

Lamp, Left Rear Tail-Park Lamp, Left Rear Turn Lamp, Left Rear Turn Lamp (BUX), Left Rear Turn/Stop Lamp, Left Rear Turn-Stop Lamp, Left Reartail-Park Lamp, Left Reverse Lamp, Left Reverse Lamp 2, Left Reverse Lamp State, Left Side Markers, Left Signal Mirrors/Side Repeaters (BUX), Left Signal Mirrors-Side Repeaters (BUX), Left Signature Lamp, Left Solar Sensor Values, Left Stop-Turn Lamp, Left Temp Down -Backlight, Left Temp Down Button, Left Temp UP -Backlight, Left Temp Up Button, Left Trailer Tow Turn/Stop Lamp, Left Trailer Tow Turn-Stop Lamp, Left Turn Indicator, Left Turn Light, Left Turn Light Status, Left Turn Lights, Left Turn Signal, Left Turn Signal Indicator, Left Turn Signal Lamp, Left turn signal lamp indication, Left Vent Seat Linear PWM Request -Output, Level Not Permitted, LF Antenna Verification Test, Licence Plate Lights, License Plate Lamp, License Plate Lamp WK -Right Rear Rail Lamp WD, License Plate Lamps, License Plate Lights, Lift Pump Relay, Liftgate Release Motor, LIN Anti Tilt Sensor Check, LIN Line Request Check, Lin Module Data, LIN Siren Check, LIN Ultrasonic Sensors Check, Linear Hall, Linear Solenoid A, Linear Solenoid B, Linear Solenoid C, Linear Solenoid D, Linear Solenoid E, Linear Solenoid F, Linear Solenoid G, Load Level, Locate Learned Keys, LOCK 4WD, Lock Doors Command, Longitudinal Anti Tilt Sensor, Low Beam Left, Low Beam Light, Low Beam Lights, Low Beam Right, Low Beams, Low Fuel, LOW LED, Low Pressure Feed Valve 1, Low Pressure Feed Valve 1 (Normally Closed), Low Pressure Feed Valve 2, Low Pressure Feed Valve 2 (Normally Closed), Low Pressure Feed Vlv 1(Normal close), Low Pressure Feed Vlv 2(Normal close), Low Reverse Solenoid, Low Temp Active Pump, Low Temp Passive Pump, Low Temp Passive Pump 1, Low Temp Passive Pump 2, Lower LED, Lowering, Low-Reverse Solenoid, LR Clutch Volume Index Check, LR Door Ajar, LR DOOR LOCK LED, LR Solenoid, LSD FOR LED 3, LSU Heater 1, Main Left Temperature Actuator Position, Main/Left Temp Selected, Main-Left Temp. Door Actuator Position, Main-Left Temp. Door Position, Main-Left Temperature Actuator Position, Malfunction Indicator Lamp, Master Ept Wake Up Output, Master ePT Wake Up Output 1, Metering Unit, Metering Unit Actuator, Middle LED, Mid-Range Settings, MIL Lamp, Mirror Direction, Mirror Direction Control, Mirror Fold, Mirror Heat State, Mirror LED, Mirror LED -Day-Night, Mirror LED Left State, Mirror LED -ON-OFF, MIRROR PUDDLE LIGHT L-R, Mirror Puddle Lights, Mirror Right LED State, Mist, Mode, Mode 2 Actuator Position (Defrost Panel Door), Mode -Backlight, Mode Button, Mode Door 1 (Panel), Mode Door 2 (Defrost-Demist), Mode Door 3 (Floor), Mode Selection, Motor A Control, Motor B Control, Motor Brake State, Motorized Thermistor-Cabin Temp, MS Solenoid, Multiair VVA Solenoid 1, Multiair VVA Solenoid 2, Multiair VVA Solenoid 3, Multiair VVA Solenoid 4, Mute, MUTE button, Mute Test, Neutral, Neutral Gate Test (62TE), Neutral Gate Test (Non-RFE), Neutral Gate Test (RFE), Neutral LED, Night lighting command, NOx Sensor Replacement, O2 Heater Test, O2 Heater Tests, O2 Sensor Heater Bank1 Sensor1, O2 Sensor Heater Bank1 Sensor2, O2 Sensor Heater Bank2 Sensor1, O2 Sensor Heater Bank2 Sensor2, OBCM Wakeup, OBD Button 1 Pad 1, OBD Button 1 Pad 2, OBD Button 2 Pad 1, OBD Button 2 Pad 2, OBD Button 3 Pad 1, OBD Button 3 Pad 2, OBD Button 4 Pad 1, OBD Button 4 Pad 2, OBD Button 5 Pad 1, OBD Button 5 Pad 2, OBD Button 6 Pad 1, OBD Button 6 Pad 2, OBD Button 7 Pad 1, OBD PPPA -Pad 1, OBD PPPA -Pad 2, OD Clutch Volume Index Check, OFF Button, Offroad Level 1, Offroad Level 2, Oil Pressure Bad, Oil Pressure Good, Oil Pressure Lamp, Oil Pressure LED 1, Oil Pressure LED 2, Oil Pressure LED 3, Oil Pressure LED 4, Oil Pressure LED 5, Oil Pressure LED 6, Oil Pressure LED 7, Oil Pressure LED 8, Oil Pressure LED 9, Oil Pressure LEDs, Open-Close, Optical Horn, OPTIONAL HSD 1 PWM, OPTIONAL HSD 2 PWM, ORC RELAY CONTROL, Outlet Valve FL, Outlet valve FR, Outlet valve front left activation, Outlet valve front right activation, Outlet Valve Left Front, Outlet Valve Left Front (Normally Closed), Outlet Valve Left Rear, Outlet Valve Left Rear (Normally Closed), Outlet Valve LF (Normally Closed), Outlet Valve LR (Normally Closed), Outlet valve rear left activation, Outlet valve rear right activation, Outlet Valve RF (Normally Closed), Outlet Valve Right Front, Outlet Valve Right Front (Normally Closed), Outlet Valve Right Rear, Outlet Valve Right Rear (Normally Closed), Outlet valve RL, Outlet valve RR, Outlet Valve RR (Normally Closed), Over Drive Solenoid, Over Drive

Solenoid On Time, Over-Drive Solenoid, Overdrive Switch Test, Overdrive Switch Test (Non-RFE), OverDrive Switch Test (RFE), Oxygen Sensor 1 Heater, Oxygen Sensor 1/1 Heater Control State, Oxygen Sensor 1/1 Heater Duty Cycle, Oxygen Sensor 1/2 Heater Control State, Oxygen Sensor 1/2 Heater Duty Cycle, Oxygen Sensor 1-1 Heater Duty-Cycle, Oxygen Sensor 1-2 Heater Duty-Cycle, Oxygen Sensor 2 Heater, Oxygen Sensor 2/1 Heater Control State, Oxygen Sensor 2/1 Heater Duty Cycle, Oxygen Sensor 2/2 Heater Control State, Oxygen Sensor 2/2 Heater Duty Cycle, Oxygen Sensor 2-1 Heater Duty Cycle, Oxygen Sensor 2-1 Heater Duty-Cycle, Oxygen Sensor 2-2 Heater Duty Cycle, Oxygen Sensor 2-2 Heater Duty-Cycle, Oxygen System Heater Test, PARK - SIGNATURE LEFT, PARK - SIGNATURE RIGHT, Park Assist Switch Simulation, Park Lamp Rear Left, Park Lamp Rear Right, Park LED, Park Light, Park Mode Level, Park Mode Pending, Park Pawl Actuator Control, Parking Brake And Low Brake Fluid, Parking Position Lamp Indication, PARK-SIGNATURE LEFT, PARK-SIGNATURE RIGHT, Parttime LED, Passenger Airbag (PAB) Status, Passenger Airbag LED, Passenger Cooled Seat, Passenger Door Ajar, PASSENGER DOOR LOCK LED, Passenger Door Lock-Unlock, Passenger Door Unlock, Passenger Heated Seat, Passenger Heated Seat Button, Passenger heated seat relay command, Passenger Occupant Detection Sensor (ODS), Passenger Seat Belt, Passenger Temp Detents, Passenger Temp Down Button, Passenger Temp Rotary Direction, Passenger Temp Up Button, Pedals, Permanent Static System Fault, Pilot 1 (USV Front, MCI Front -Normally Open), Pilot 1 (USV LF-RR, MCI LF-RR -Normally Open), Pilot 2 (USV Rear, MCI Rear -Normally Open), Pilot 2 (USV RF-LR, MCI RF-LR -Normally Open), Pilot Front (USV - Normally Closed), PL Solenoid Current, PLGM Chime Output, PLGM Drive Clutch Output, PLGM Drive Motor-Close Direction, PLGM Drive Motor-Open Direction, Pneumatic Intercooler Bypass, Pneumatic Waste Gate, Police Passenger Un-Lock Motor, Position Lamp, Position Lamp Telltale, Position Lights, Power (OFF), Power Down, Power limitation function, Power Mirror Feed Relay Control, Power On and Disable User Inputs, Power Side Step Module Actuation Test, PPPA, PPPA ON-OFF Indicator, Pressure Control Relief Valve (PCR - Normally Closed), Pressure Control Solenoid Valve, Pressure Regulator Valve, Pressure Value Correction Shut-Off, Pre-Supply Pump, Priming 1 (HSV Front, LPF Front -Normally Closed), Priming 1 (HSV LF-RR, LPF LF-RR -Normally Closed), Priming 2 (HSV Rear, LPF Rear -Normally Closed), Priming 2 (HSV RF-LR, LPF RF-LR -Normally Closed), Priming Front (HSV - Normally Closed), Proportional Purge Solenoid, Proportional Purge Solenoid., Proportional Surge Solenoid, PTC Cabin Heater 1 Actuation, PTC Cabin Heater 2 Actuation, PTC Cabin Heater 3 Actuation, PTC Heater Relay 1, PTC Heater Relay 2, PTC Heater Relay 3, PTO, PTS Button, PTS ON-OFF Indicator, PTS Switch Simulation, Pump, Pump Control, Purge canister valve command, Purge Solenoid Duty Cycle, Purge Vapors Test, PWM Fan Actuation Test, R L Heat Seat Request - Output, R R Heat Seat Request - Output, Radiator Cooling Fan PWM Cntrl State, Radiator Cooling Fan PWM Control State, Radiator Cooling Fan PWM Duty Cycle, Radiator Cooling Fan PWM Duty-Cycle, Radiator Cooling Fan Relay 1 Control State, Radiator Cooling Fan Relay 1,2,3 Control State, Radiator Cooling Fan Relay 2 Control State, Radiator Fan 1 Duty Cycle, Radiator Fan 2 Duty Cycle, Radiator Fan Duty Cycle, Radiator Jalousie ShutterPosition, Radiator-Condenser Cooling Fan Relay 1 Control State, Radiator-Condenser Cooling Fan Relay 2 Control State, Radio, Radio List Enter Button, Radio List-Enter Button, Radio Mute Backlight, Radio Mute Button, Radio Power Button, Radio Screen OFF Backlight, Radio Screen OFF Button, Radio Tune-Scroll Knob Direction, Radio Volume, Radio Volume Knob Direction, Rail Pressure, Rail Pressure Sensor Replacement, Raising, Raising Lowering Interrupted, Ram Active Air Box Test, Ram Box, Range Select Downshift Test Routine, Range Select Downshift Voltage, Range Select Upshift Test Routine, Range Select Upshift Voltage, Read VIN, Ready, Rear Axle Lock, Rear Axle Locker Command, Rear Blower CFM, Rear Defrost Backlight, Rear Defrost Button, Rear Defrost Indicator, Rear Fog, Rear Fog Lamps, Rear Fog Light, Rear Fog Light Status, Rear Heated Window, Rear Left Position Light, Rear Left Position Light Status, Rear Left VENT SEAT Linear PWM Request, Rear Left window lifter

command, Rear Left Window Manual Mode, Rear Right Position Light, Rear Right Turn Lamp, Rear Right VENT SEAT Linear PWM Request, Rear Right window lifter command, Rear Right Window Manual Mode, Rear Vertical Motor, Rear Window Washer, Rear Window Wiper, Rear Wiper, Recirc, Recirc -Backlight, RECIRC button, RECIRC Indicator, Recirc. Door Actuator Position, Recirculation Door Actuator Position, Recirculation LED, Recirculation Pump, Recirculation pump activation, Recliner Motor, Red Brake Lamp, Red Hazard Button, Red Heated Seat and Steering Wheel Indicators, RED Heated Seat Indicators, Red Temperature Bar, Reduce Speed, Redundant Ignition RUN/START Feed Output Control, Redundant Ignition RUN-START Feed Output, Redundant Ignition RUN-START Feed Output Control, Remote Start Antenna Test, Repetition driver door open for MTA (Robotic Gear), Reverse Gear Clutch Test (62TE), Reverse Gear Clutch Test (Non-RFE), Reverse Gear Clutch Test (RFE), Reverse Gear Light, Reverse Gear Light Status, Reverse Gear Lights, Reverse Lockout Solenoid, Reverse Lockout Solenoid Control State, Right Air Catcher LED, Right Auxiliary High Beam, Right Backrest Heat Seat Linear PWM Request -Output, Right Backup Lamp, Right Cushion Heat Seat Linear PWM Request -Output, Right Day Light Lamp, Right Daytime Running Lamp, Right DRL Light, Right Floor Duct Sensor, Right Front Door Handle Power, Right Front Fog Lamp, Right Front Fog Lamps, Right Front Park Lamp, Right Front Park Lamps, Right Front Side Marker, Right Front Turn Lamp, Right Front Turn Signal, Right HID Lamp, Right High Beam, Right High Beam Shutter, Right Low Beam, Right Low Beam-HID, Right Panel Duct Sensor, Right Parking Lights, Right Rear Door Handle Power, Right Rear Door Lock LED, Right Rear Door Lock-Unlock, Right Rear Fog Lamp, Right Rear Fog Lamps, Right Rear Park Lamp, Right Rear Tail/Park Lamp, Right Rear Tail-Park Lamp, Right Rear Turn Lamp, Right Rear Turn Lamp (BUX), Right Rear Turn/Stop Lamp, Right Rear Turn-Stop Lamp, Right Reartail-Park Lamp, Right Reverse Lamp, Right Reverse Lamp #2, Right Reverse Lamp 2, Right Reverse Lamp State, Right Side Markers, Right Signal Mirrors/Side Repeaters (BUX), Right Signal Mirrors-Side Repeaters (BUX), Right Signature Lamp, Right Solar Sensor Values, Right Stop-Turn Lamp, Right Temp Actuator Position, Right Temp Down -Backlight, Right Temp Down Button, Right Temp Up -Backlight, Right Temp Up Button, Right Temp. Door Actuator Position, Right Temperature Actuator Position, Right Temperature Selected, Right Trailer Tow Turn/Stop Lamp, Right Trailer Tow Turn-Stop Lamp, Right Turn Indicator, Right Turn Light, Right Turn Lights, Right Turn Signal, Right Turn Signal Indicator, Right Turn Signal Lamp, Right turn signal lamp indication, Right Vent Seat Linear PWM Request, Right Vent Seat Linear PWM Request -Output, Roller Learning Shut-Off, Rotary 4 Detents, Rotary 4 Direction, RPS Power Supply (5V), RR Door Ajar, RR DOOR LOCK LED, RT-LT Sidemarkers-RT-LT Applique Parklamps, Run, Run Acc 2, Running Light (Mirror), Run-Start 1, SBMT, SBMT (Supply Battery Monitoring Time), SCR Inlet Temp Sensor Replacement, SCR Relay Actuation Test, Screen Off, SCREEN OFF button, Screen Test Pattern, SDAR Station Selection, Seat Belt, Seat Belt Lamp, Seat Belt Light, Seat belt unfastened Lamp, Second Row Center Seatbelt Switch, Second Row Left Seatbelt Switch, Second Row Right Seatbelt Switch, Secondary Air Pump, Secondary Air Solenoid, Secondary Solenoid Current, Secondary/Thatchum Lock Motor, Secondary/Thatchum Un-Lock Motor, Secondary-Thatchum Lock Motor, Secondary-Thatchum Un-Lock Motor, Seek Status, Seek Status Tuner AM-FM, Seek Status Tuner DAB, Select Level Switches, Self Test, Self Test Routine, Sensor Rolls Test, Separation Valve (SV - Normally Open), SERV LED, Service Air Suspension, See Dealer Now -(Red Lamp), Service Lamp, Set Engine RPM Test, Shift Lever Position Test (62TE), Shift Lever Position Test (Non-RFE), Shift Lever Position Test (RFE), Shift Lock Command, Shift Solenoid 1, Shift Solenoid 2, Shift Solenoid 3, Shift Solenoid 4, Shift Solenoid 5, Shift Solenoid 6, Shift Solenoid A, Short Term Control Motor Current, Shutoff Correction Quantity, Shutoff Injector Quantity, Side Marker, Side markers, SIDE TURN LEFT, SIDE TURN RIGHT, SIGNATURE LAMP LT, SIGNATURE LAMP RT, Skip Shift Solenoid, Small Leak Verification Test, Smart Bar Command, Snow Plow Left Turn Lamp, Snow Plow Park Lamps, Snow Plow Right Turn Lamp, Snow Plow Switch #1, Snow Plow Switch #2, Snow Plow Switch #3, Snow Plow Switch #4,

Snow Plow Switch 1, Snow Plow Switch 2, Snow Plow Switch 3, Snow Plow Switch 4, Software Test, SPARE LED LAMP DRIVER, SPARE RELAY 1 LSD, SPARE RELAY 2 LSD, Speaker Quadrant Selection, Split Cooling Drive Duty Cycle, Sport ON-OFF Indicator, Spring Deflate To Atmosphere, Spring Deflate to Reservoir, SRS Indicator Lamp Request, SRS Lamp, SRV Test, Standard Vehicle Level, Start Stop LED, Start/Stop System, Starter, Starter Relay, Starter Solenoid, Starter Solenoid (High), Starter Solenoid High, Starter Status, Steering Column, Steering Wheel Linear PWM Request -Output, Stop - Start System Active Indicator, STOP - STOP TURN LEFT, STOP - STOP TURN RIGHT, Stop / Start System Active Lamp, Stop Lamp, Stop Light, Stop Light Status, Stop Start Confirmation, Stop/Start System Active, Stop-Start Activation, Stop-Start ON-OFF Indicator, Stop-Start System Active, STOP-STOP TURN LEFT, STOP-STOP TURN RIGHT, Stop-Turn Lamp Left, Stop-Turn Lamp Right, Sun Shade Control, Sunroof Enable, SUNROOF MOTOR, Surge Solenoid Control State, Sway Bar Indicator, Swing Gate Lock, Swing Gate Unlock, Swirl Valve actuator Test, Switch On EPB Failure Lamp, Switch On EPB Function Lamp, SYNC Indicator, System Disabled (Tire Jack Mode), System Temporarily Not Available, System Wiring Test, T Case Service Indicator Request, TAIL - SIDE MARKER LEFT, TAIL - SIDE MARKER RIGHT, Tail Gate Lock, Tail Gate Unlock, TAIL-SIDE MARKER LEFT, TAIL-SIDE MARKER RIGHT, T-Case Motor Brake HSD Output, T-Case Motor Brake LSD Duty Cycle, T-Case Motor Direction, T-Case Motor Duty Cycle, T-Case Motor Solenoid Lock, T-Case Motor-Motor Lock, T-Case Service Indicator Request, TCC Pressure Control Solenoid, TCM VIN Verification, Telltale ABS, Telltale Airbag, Telltale Brake, Telltale Charging, Telltale ESP, Telltale Fog Front, Telltale Glow Plug, Telltale High Beam, Telltale MIL, Telltale Seat Belt, Telltale Tire Pressure Monitor, Telltale Turn Left, Telltale Turn Right, Telltale - ESC, Telltale - ESC Off, Telltale - ESP Off, Telltale - Park, Telltale - Position Lamp, Telltale - Rear Fog, Telltale ESP/BAS, Telltale-Tire Pressure, Telltale-Tire Pressure Monitor, Telltale-Tow Mode, Temperature Down Button, Temperature Up Button, Temporary Remote Start Disable, Thermal System Enable, Thermistor Test, Thermostat Drive Duty Cycle, Third Row Center Seatbelt Switch, Third Row Left Seatbelt Switch, Third Row Right Seatbelt Switch, Throttle Test, Throttle Valve, Throttle Valve Actuator, Timeout Time Flash To Pass, Timeout Time Paddle Shift Switches, Tire Pressure, Tire Pressure Monitoring, Tone Test, Top LED, Topper Center Mounted Stop Lamp, TOPPER CHMSL, Torque Coupling Control, TOW-HAUL, Tow-Haul Indicator, TPM Sensor Rolls Test, TPMS, TPMS Generic Failure Lamp, TPMS Generic Failure Monitoring Lamp, Trac Cntrl Outlet Vlv 1(Normal open), Trac Cntrl Outlet Vlv 2(Normal open), Traction Control Outlet Valve 1, Traction Control Outlet Valve 1 (Normally Open), Traction Control Outlet Valve 2, Traction Control Outlet Valve 2 (Normally Open), Trailer Backup Lamps, Trailer BU Lamps, Trailer Tail Lamp Relay, Transfer Case 4WD/Lock/Part Lamp, Transfer Case AWD/Auto/Full Lamp, Transfer Case Clutch Torque, Transfer Case Low Lamp Request, Transfer Case Neutral Lamp Request, Transmission Component Tests, Transmission Verification Test, Transponder Antenna Power, Treble Settings, Truck Bed Lighting Leds, Truck Cargo Lamps, Trunk Door Handle Power, Trunk Opening Relay, Trunk Release Relay, Trunk/Flipper Glass Release Motor, Trunk-Flipper Glass Release Motor, Trunk-Gate, Tumble Generator Valve, Tune Knob -Backlight, Tuner Rotary Detents, Tuner Rotary Direction, Turbo/VGT Component Replacement, Turn Left, Turn Light, Turn Right, Turn Signal Lamp State, Twilight Sensor Value, UConnect Live Apps Installation, UD Clutch Volume Index Check, UD Solenoid, UGDO, UGDO Power Supply, Under Inflation Lamp, Under Inflation Monitoring Lamp, Underdrive Solenoid, Under-Drive Solenoid, Universal Garage Door Open, Unlock 1/Driver Lock, Unlock 1-Driver Lock, Unlock 2/Passenger Locks, Unlock 2-Passenger Locks, Unlock doors command, Unlock Left Rear, Unlock Left Rear Door, UNLOCK LT RR, Unlock Right Rear, Unlock Right Rear Door, UNLOCK RT RR, Unlock Run -Start, Unlock RUN-START, UP Select Button, Upstream lambda probe heater command, Urea (Reductant) Pressure Line Heater Actuation Test, Urea (Reductant) Tank Heater Actuation Test, Urea Dosing Valve Actuation Test, Vacuum Cleaner Power Saver Indicator, Vacuum Cleaner Relay Driver, Vacuum Cleaner Switch Backlight, Vacuum Pump

Relay, Variable Displacement AC, Variable Swirl Actuator, Variable Swirl Valve Shutoff, Variable Valve Timing, VVT Control Valve, Vehicle Speed Output, Vehicle Speed-RPM, Vehicle Sway Green, Vehicle Sway White, Vehicle Sway Yellow, Vehicle Theft Alarm, Vertical Front, Vertical Headrest Motor, Vertical Rear, Video Input, View Last Successful Remote Start Event Data, View Last VTA Trigger Cause Data, View Remote Start Abort Data, View Remote Start Inhibit Data, View Satellite Sensor Information, View VTA Enable Data, VLP Solenoid, VOLTAGE STABILIZER STATUS LED, Volume Knob -Backlight, Volume Rotary Detents, Volume Rotary Direction, VSO, VTA Indicator LED, VTA Lamp, VVA Solenoids Pre-Energization, VVL Service Test, VVT Exhaust Phaser 1 Actuator, VVT Exhaust Phaser 2 Actuator, VVT Intake Phaser 1 Actuator, VVT Intake Phaser 2 Actuator, VVT Tests, Washer Camera, Waste gate valve command, Wastegate Solenoid Control State, Wastegate Solenoid Duty Cycle, Water In Fuel, Water Pump Charge Air Cooling, White Backlighting Buttons, White Backlighting Channel 1, White Backlighting Channel 2, White Backlighting Knob Buttons, White Backlighting Knob Indicators, White Knob Indicators, White Lower Halos, White Upper Halos, Wind shield Wash, Wind shield wiper, Window Hall Sense Supply, Window lifter commands enable, Window lifter enable commands, Window State, Windshield heater, Windshield Heater Relay, WINDSHIELD HEATER RELAY DR, Windshield Wash, Windshield Washer, Windshield wiper, WK Head Rest Relay, Yellow A/C and Auto Indicators, Yellow Button Indicators, Yellow Fault Lamp, Yellow Lane Departure Warning Indicator, Yellow Rear Defrost Indicator, Yellow Recirc Indicator

New Ford/Lincoln Coverage

2 new Adjustment type special tests:

Steering Motor Angle Trim, Steering Toe Adjustment

1 new Actuation type special tests:

On Demand Test

New GM Coverage

1 new Adjustment type special tests:

Configuration/Reset Functions

New Coverage Details – USA Asian

New Hyundai/Genesis Coverage

1 new Adjustment type special tests:

Variant Coding (Backup Input)

New Kia Coverage

1 new Adjustment type special tests:

Variant Coding (Backup Input)

New Mazda Coverage

- Added coverage for 18 new system applications

1 new Adjustment type special tests:

Calibration For Passenger Seat Sensor

1 new Actuation type special tests:

On Demand Test

New Subaru Coverage

- Added coverage for 45 new system applications

235 new Adjustment type special tests:

2 Steps Fade Out Control Function, 3rd Center Seatbelt Warning Buzzer Function, 3rd Left Seatbelt Warning Buzzer Function, 3rd Right Seatbelt Warning Buzzer Function, 4th Center Seatbelt Warning Buzzer Function, 4th Left Seatbelt Warning Buzzer Function, 4th Right Seatbelt Warning Buzzer Function, aCol Function, Actuator Initialization, Advanced Park Parallel Parking Control Area, Advanced Park Perpendicular Parking Control Area, AFS Function, AHS Function, AHS Operation Vehicle Speed Setting (Pattern1), AHS Operation Vehicle Speed Setting (Pattern2), AHS Operation Vehicle Speed Setting (Pattern3), AT learning mode, Audio Information Display Function, Auto Door Lock Pattern Setting (Speed), Auto Entry Cancel 2 Setting, Auto Entry Cancel Setting, Auto Retractable Power Door Mirror Open Close ON/OFF Setting, Auto Retractable Power Door Mirror Open Trigger Setting, Auto Wiper at startup Setting, Automatic Door Lock Function, Automatic Door Lock Setting, Automatic Door Unlock Function when D-Door Open, Automatic Door Unlock Setting, Automatic Light Off Timing Setting, Automatic Mirror Fold Setting, Backup Battery Replacement Reset, Brightness Level Adjust (Canceling), Brightness Level Adjust (Lowering), Camera Caution Display Settings, Camera Guide Line Settings, Clear Abnormal Operation History, Clear AT Learning Value, Clearance Warning Buzzer Volume, Compressor Auto Mode, Customize Setting Initialization, Daytime Running Light Function, DCM Operation History, Diag Recorder Settings, Door Auto Lock Timer Setting, Door Handle Lock Button, Door Key Related Close, Door Key Related Open, Door Key Related Operation, Door Lock Answerback Sound Setting, Door Lock Indicator Function, Door Lock Indicator Pattern Setting (IG OFF), Door Lock Indicator Pattern Setting (IG ON), Door Open SW Operation Adjust, Door Unlock Sensor Touch Time Adjust, Driver Seat Distance Adjust when Get Off, Driver Seat Lift Up Distance Adjust when Get Off, Driver Seatbelt Warning Buzzer Function, DRL Function, ECO Drive Indicator Zone Display Function (Meter), ECO Drive Indicator Zone Display Function, ECU Calibration, Electronic Swivel Function, Entry Unlock Twice Function, Extended Headlight Lighting, Exterior Lights Lighting Timer Setting, Exterior Lights ON Function, Exterior Lights ON when Approached Function, Exterior Lights ON when Door Opened Function, Exterior Lights ON when Door Unlocked Function, Flasher Sound Volume Adjust, Foot/DEF Auto Mode, Foot/Def Automatic Fan Speed Increase Function, Forget to Turn IG OFF Alarm Function, Fresh/Recircle Air Door Auto Mode, Front Center Seatbelt Warning Buzzer Function, Front SW Auto Operation, Glass Hatch Open Function, Hazard Answer Back Function, Headlight ON in Conjunction with Wiper Function, Height Sensor Initialization, Idle Speed Adjustment, Ignition Available Area Setting (Back Door Type), Ignition Available Area Setting (Trunk Lid Type), Initial Button Setting, Initial Security Setting, Initialization, Interior Footwell Lights Function, Interior Illumination Light 2 Function, Interior Illumination Light 3 Function, Interior Lights Lighting Timer Setting, Interior Lights ON Function, Intrusion Sensor 1 Sensitivity Level Adjust, Intrusion Sensor 2 Sensitivity Level Adjust, Intrusion Sensor Reduction in Sensitivity Setting, Intrusion Sensor Sensitivity Level (Window Open), Intrusion Sensor Sound Detection Function, IPA Obstacle Avoidance Distance, IPA Parallel Parking Control Area, IPA Perpendicular Parking Control Area, Key Left in Vehicle Alarm Function, Key Low Battery Warning Function, Kick Sensor Operation Function with ACC ON, Lane Change Flashing

Times Adjust, Light Auto OFF Delay Setting, Light Blink Clearance Lights at Unlock Function, Light Control Glass Brightness Memory Function, Light Control Glass Voice Control Function, Light up Clearance Lights at Door Unlock Function, Lock Indicator Lighting Time Adjust, Lost Communication Time Initialization, Master Caution Display Function, Memory Call Function, Memory Initialization, Mode/All Flow, Mode/Heat III, Mode/Vent II, Multi Weather Light Function, ODO Display Time After IG OFF Adjust, Open Door Warning Function, Operation History Clear, P/W Operation Buzzer W/ Transmit Function, Panic Function, Park Wait Time Adjust, Passenger Seatbelt Warning Buzzer Function, PCS Cooperate Function, PKSA (O) Auto Mute Function, PKSA (O) Forward Detection Image Display, PKSA (O) Image Display when Away from the Obstacle, PKSA (O) Judgment of Obstacle on Course, PKSA (O) Switch State Stored, PKSB (O) Function, PKSB (O) Target Stopping Distance, PKSB (P) Function, PKSB (P) Target Stopping Distance, PKSB (P) Width Adjustment (Y Axis), PKSB (V) Function, PKSB (V) Operation Timing Setting, PKSB (V) Sensitivity, PKSB Switch State Stored, Power Saving Wait Time(Out Of Entry Range), Power Steering ECU Initial Setting, Power Window Voice Control Function, Projection Adjustment (Distortion), Projection Adjustment (Keystone), Projection Adjustment (Tilt), Proposal Service Frequency Adjust, Proposal Service Volume Adjust, Proposal Services Function, R Wiper Stop Function at Back Door/Trunk Lid Open, RAB Operation Record Data, Rain Mode, Rear blower fan level, Rear Center Seatbelt Warning Buzzer Function, Rear Left Seatbelt Warning Buzzer Function, Rear Right Seatbelt Warning Buzzer Function, Rear Seatbelt Warning Buzzer Function, Rear Sunshade linked with Shift Lever R Funct, Rear SW Auto Operation, Rear Wiper Washer Function, Rear Wiper with Reverse Setting, Record Clear, Register Transmitter ID, Release Max A/C By Mode Sw, Remote Door Lock Setting, Response Time Adjust, Reverse Buzzer Setting, Reverse Coupled Actuation Mirror Angle Setting, Reverse Interlocking Door Mirror Last Memory ON/OFF Setting, Reverse Interlocking Door Mirror ON/OFF Setting, Reverse Interlocking Door Mirror Tilt Down Side Setting, Rezeroing, Seat Position Voice Control Function, Seat position/Tilt Telesco memory recall setting, Security Control with Mechanism Key Function, Sensitivity Adjust, Set Temperature Shift, Shift Lever R Signal Delay Time Adjust, Shift Linked Automatic Door Lock Function, Shift Linked Automatic Door Unlock Function, Simple Roughness Monitor, Slide Roof Open Warning Function, Slide Roof Voice Control Function, Speed Limit Display Function, Speed Linked Automatic Door Lock Function, Speed Linked Automatic Door Unlock Function, Start Indicator Function, Start Off Mode, Start Switch Light Function, System Initialization, Tail Remind Buzzer Function, Telematics Microphone Volume Adjust, Telematics Speaker Volume Adjust, Tire Circumference Setting, Tire Pressure Sensor Registration, Torque Sensor Adjustment, Touch Activation Over Threshold, Town Mode, Traffic Sign Recognition Animation Function, Trunk Lid Linked with Door Lock Function, Trunk Lid Open Mode Function, Trunk Lid Operation by Electrical Key Function, Trunk Lid Operation by Entry Function, Tunnel Beam Function, Turn by Turn Animation Function, Ultrasonic Sensor (Front Center) Detection Range, Ultrasonic Sensor (Front Corner) Detection Range, Ultrasonic Sensor (Rear Center) Detection Range, Ultrasonic Sensor (Rear Corner) Detection Range, Ultrasonic Sensor (Side) Alarm Detection Range, Ultrasonic Sensor (Side) Alarm Function, Ultrasonic Sensor Actuation (Shift N), Unlock Key Twice Function, Variable compressor break-in drive, Variable Flow Change Sol Duty Setting, VIN Entry, Voice Guidance Function, Walk Away Lock after Getting Out Func (Closing), Walk Away Lock after Getting Out Function, Warning by Horn Function, Window Open Warning Function, Wiper link Auto Light Setting, Wiper Specification Switch, Wiper Voice Control Function, Wireless Backdoor Open Operation Adjust, Wireless Buzzer Response Function, Wireless Buzzer Volume Setting, Wireless Control Function, Wireless Glass Hatch Open Operation Adjust, Wireless Key Related Close, Wireless Key Related Open, Wireless Key Related Operation, Wireless Lock Function with Doors Open, Wireless Trunk Lid Open Operation Adjust, Wireless Unlock Twice Function, Zero Point Calibration

2nd START Indicator, 4LO Indicator, 4WD AUTO Indicator, 4WD Indicator (Green), 4WD Indicator (Yellow), 4WD Lock Indicator, 4WD Warning, A/C Change Setting, A/C Compressor Relay, A/C Relay, A/T Oil Temperature, ABS Sequence Control Mode, ABS Warning, Active Grill Shutter Test, Active TRC Indicator, ACTIVE TRC Warning, Advanced Parking Guidance Indicator, AFS Indicator (Malfunction) Display, AFS OFF Indicator, AHS LH High Beam, AHS RH High Beam, Air Mix Door Actuator Target Open (Driver Side), Air Mix Door Actuator Target Open (Passenger Side), Air Suspension Indicator (HI), Air Suspension Indicator (LO), Air Suspension Indicator (N), Airbag Warning, Airmix Dr Act Trgt Open Angle (Drivers), Airmix Dr Act Trgt Open Angle (Pass), All Indicator, All Lamps, All seat UNLOCK output, All seats door warning, Alternator control mode, AM Seek Up/Down, Ambient Air Temperature setting, Ambient Temperature, ASL Indicator, ASL Warning, AST Indicator, A-T Indicator Operation (2), A-T Indicator Operation (3), A-T Indicator Operation (4), A-T Indicator Operation (B), A-T Indicator Operation (D), A-T Indicator Operation (L), A-T Indicator Operation (N), A-T Indicator Operation (P), A-T Indicator Operation (R), A-T Indicator Operation (S), A-T Indicator Operation (Sport M), A-T Indicator Operation (Sport S), A-T Oil Temperature Warning, A-T P Warning, Auto Air Conditioner Indicator, Auto Leveling Headlamp Indicator, Auto LSD Indicator, Auto Power OFF Cancel, AUTO switch mode setting, Auto Switch, Automatic High Beam Indicator (Green), Automatic High Beam Indicator (Yellow), Automatic High Beam Switch Light, Auxiliary Battery Warning, AVS Comfort Indicator, AVS Sports Indicator, AWD Linear Solenoid, AWD Mode Select, AWD Solenoid, AWD, Back Door Sensor Power Supply, Beep, Blower Fan Level Setting, Brake Hold Indicator, Brake Lamp Lighting Operation, Brake Maintenance Mode, Brake Override Warning, Brake Warning, Brightness, BSM Indicator, BSM OFF Indicator, BSM Warning, Buzzer Operation (1.6khz, Vol S, W-O Damping), Buzzer Operation (2.0khz, Vol S, W-O Damping), Buzzer Operation (2.4khz, Vol L, W-O Damping), Buzzer Operation (800hz, Vol L, W- Damping), Buzzer Operation (800hz, Vol L, W-O Damping), Buzzer Operation (800hz, Vol S, W- Damping), Buzzer Operation (800hz, Vol S, W-O Damping), Cancel Communication Function Pausing, Canister Purge Control Solenoid, Cargo Light, Center DIFF LOCK Indicator, Charge Indicator, Charge Warning (Red), Charge Warning, Charge, Check E/G warning, Check Engine Warning, Clearance Light (+ Front Side Marker Light), CNG Mode Indicator, Collision Door Lock Release, Color Check: Black, Color Check: Blue, Color Check: Cross Talking, Color Check: Gradation, Color Check: Green, Color Check: Red, Color Check: White, Color Test Screen (Adjustment), Color Test Screen (Black), Color Test Screen (Blue), Color Test Screen (Color Bars), Color Test Screen (Green), Color Test Screen (Red), Color Test Screen (White), Compression monitor, Coolant Circulation Valve Control, Coolant Cool Warning Lamp, Coolant Hot Warning Lamp, Cornering Light-Front Side Illuminate Light (Dim), Cornering Light-Front Side Illuminate Light, CRAWL Indicator, CRAWL Warning, Cruise Indicator (Yellow), Cruise Indicator, D range display, Daytime Running Light, DCM Firmware Update, D-Door Unlock, Diag Recorder Data delete, Diag Recorder Data output, Diesel Particulate Filter Warning, Digital Audio Broadcast Antenna Check, Digital TV check, Dimmer Signal, Door Lock, Door Mirror Indicator Active Test, Door Open Warning, Door Unlock, Down range display, Downhill Assist Control Indicator, Downhill Assist Control Warning, Drift From The Lane Indicator, Drift From The Lane Warning, Driver Door, Driver Seat Belt Reminder, Driver Seat Mirror Operation Test, Driver Seat Sensor Power Supply, Driver Side Seat Belt Warning, Dual-Range LO Indicator, E/G remaining oil warning, ECB Warning, ECO Mode Indicator, ECONO Indicator, ECT PWR Indicator, ECT SNOW Indicator, EGR Control, EGR Valve Control (Duty), ELCM pump, ELCM switching valve, Emergency Call Cancellation, Emergency Exit Warning, EPB Active, EPB Auto OFF Indicator, EPB Hill Hold, EPS Indicator Lamp, EPS Warning, EV Drive Indicator, EV Mode Indicator, Exhaust Control Valve Control, Extended Illumination 1, Extended Illumination 2, EYESIGHT failure, Fixed Idle Ignition Timing, FM Seek Up/Down, FR Clutch Solenoid, Fresh/Rec Air Dr Act Trgt Open Angle, Front Buzzer, Front Fog Lamp Indicator, Front Fog Light, Front Footwell Lights, Front Sliding Sunshade, Front Washer Relay, Front Wiper Hi Operation, Front Wiper Lo Operation, Fuel

Cap Reminder Warning, Fuel efficiency gauge (ECO gauge) 1/2 scale command, Fuel efficiency gauge (ECO gauge) 1/4 scale command, Fuel efficiency gauge (ECO gauge) 3/4 scale command, Fuel efficiency gauge (ECO gauge) MAX scale command, Fuel efficiency gauge (ECO gauge) MIN scale command, Fuel Filter Warning, Fuel Gauge Indicator, Fuel Gauge Operation (1-2), Fuel Gauge Operation (1-4), Fuel Gauge Operation (3-4), Fuel Gauge Operation (Empty), Fuel Gauge Operation (Full), Fuel Gauge Operation (Sender E), Fuel Gauge Operation (Sender F), Fuel Gauge Operation (Warning), Fuel Gauge Operation For CNG (1-2), Fuel Gauge Operation For CNG (1-4), Fuel Gauge Operation For CNG (3-4), Fuel Gauge Operation For CNG (Empty), Fuel Gauge Operation For CNG (Full), Fuel Gauge Operation For CNG (Sender E), Fuel Gauge Operation For CNG (Sender F), Fuel Gauge Operation For CNG (Warning), Fuel Lid Lock Relay, Fuel Pump OFF, Fuel Pump Relay, Fuel sender E-point command, Fuel sender F-point command, Fuel Warning (CNG), Fuel Warning Lamp, Glass Hatch Open, GLOW Warning, Go To Service Warning, Green Indicator, HBA OFF/FAIL, HBA, Head Up Display Indicator, Headlamp Indicator, Headlight Leveling Indicator Display, Headlight Leveling Initialize Incomplete Display, Headlight Relay-Light Power Supply Relay, Headlight System Malfunction Display, Heater core temperature setting, Heater Water Temperature Setting, Height High Indicator, Height High Warning, HID auto leveler, High Beam Headlight, High Beam Indicator, Hill start assist OFF/failure indicator, Hold Indicator, Horn Output, HV System Indicator (0%), HV System Indicator (100%), HV System Indicator (200%), HV System Indicator (300%), HV System Indicator (400%), HV System Indicator (-50%), HV System Indicator (MAX), HV System Indicator (MIN), HV Unit Hot Warning, HV-EV System Indicator (0%), HV-EV System Indicator (100%), HV-EV System Indicator (200%), HV-EV System Indicator (300%), HV-EV System Indicator (400%), HV-EV System Indicator (-50%), HV-EV System Indicator (MAX), HV-EV System Indicator (MIN), Hybrid System Warning, Hydrogen Leak Warning, ICS OFF Warning, IG OFF P-W Control Permission Output, Illuminated Entry System, Illumination Lights Test, Immobilizer Indicator, Immobilizer, iMT Indicator (Green), iMT Indicator (Yellow), Injection Quantity Control, Injection Stop Mode (Injector 1), Injection Stop Mode (Injector 2), Injection Stop Mode (Injector 3), Injection Stop Mode (Injector 4), Injection Stop Mode (Injector 5), Injection Stop Mode (Injector 6), Inside Luggage Tuner Power Supply, INTUITIVE P-A LCD Indicator, INTUITIVE P-A LCD OFF Indicator, In-Vehicle Air Temperature Setting, KDSS Warning, Key Cylinder Illumination, Keyless Buzzer, L range display, LANE OFF, LDA Indicator (White), LDA Indicator, LDA Steering Control Indicator, LDA Warning, LED Headlamp Warning, LED LO beam, LED Switch Lighting Test, Left LDA Indicator, Left LDA Warning, Left Steering Responsive Headlight, Left Turn Signal Indicator, Light Control Glass Relay, Light Control Switch (DOWN), Light Control Switch (Single), Light Control Switch (UP), Limited Power Indicator, Line Solenoid, Lithium Battery Check Indicator, Lithium Battery Hot Indicator, Load Specification Information, lock actual. LOCK output, Lock-Up Duty Solenoid, Low Beam, Low Fuel Warning Indication, LP - EGR Valve Control, LPG Indicator, Luggage Mode Indicator (Yellow), Luggage Mode Indicator, Maintenance Warning, Master Warning, Meter 1/2 scale command, Meter 1/4 scale command, Meter 3/4 scale command, Meter Day Mode Switch, Meter Display (0), Meter Display (1), Meter Display (2), Meter Display (3), Meter Display (4), Meter Display (5), Meter Display (6), Meter Display (7), Meter Display (8), Meter Display (9), Meter Display (All), Meter E scale command, Meter F-scale command, Mirror Fold Signal, Mirror Return Signal, MMT E Mode Warning, Mode Door Actuator Opening Angle Target, Multi Display All (White), Multi Display Default Screen, Multi Display Select Switch, Multi Switch (Back), Multi Switch (Down), Multi Switch (Enter), Multi Switch (Left), Multi Switch (Right), Multi Switch (Top), Multi Switch (Up), N range display, Navi CVT Indicator, Night View Indicator, No-key warning, O-D OFF Indicator, Odometer numerical device display 0, Odometer numerical device display 1, Odometer numerical device display 2, Odometer numerical device display 3, Odometer numerical device display 4, Odometer numerical device display 6, Odometer numerical device display 7, Odometer numerical device display 8, Odometer numerical device display 9, ODO-TRIP Change Switch, OFF Road Guidance Indicator,

OFF Road Guidance Warning, Oil Level Warning, Oil Pressure Meter Operation (1-2), Oil Pressure Meter Operation (1-4), Oil Pressure Meter Operation (3-4), Oil Pressure Meter Operation (HIGH), Oil Pressure Meter Operation (LOW), Oil Pressure Warning, Oil Pressure, Outer Mirror Reverse Light, Outside Mirror Footwell Lights, Over Speed Indicator, Overhead Tuner Power Supply, P Range Display, P Range Indicator, Panel Light, Park Warning, Part Number, Passenger Door, Passenger Seat Mirror Operation Test, Passenger Seat Sensor Power Supply, Passenger Side Seat Belt Warning, P-CR OFF, PCS OFF Warning, PCS Warning, Pedestrian Protection Warning, Position light, Power Meter (100%), Power Meter (-100%), Power Windows Tests, PPS Warning, Primary Down Solenoid, Primary Up Solenoid, Quantity of Sunload Setting, R range display, Radar Cruise Indicator (Yellow), Radar Cruise Indicator, Radiator Fan Relay, Range Display Test, RCD OFF Indicator, RCTA Indicator, RCTA OFF Indicator, Ready Indicator, Rear Buzzer, Rear Defogger, Rear DIFF LOCK Indicator, Rear Differential Inspection Mode, Rear Driver Side Sensor Power Supply, Rear Fog Lamp Indicator, Rear Fog Light, Rear Inner Wheel Control Indicator, Rear Inner Wheel Control Warning, Rear Left Door, Rear Light Indicator, Rear Passenger Side Sensor Power Supply, Rear Right Door, Rear Seat Belt Warning, Rear Washer Relay, Rear Welcome Light, Rear Wiper Operation, Recline Motor Backward, Recline Motor Forward, Red Indicator, Reductant Warning, Relay for Interior Light Auto Cut Function, Reverse Signal, Ride Mode Indicator, Right LDA Indicator, Right LDA Warning, Right Steering Responsive Headlight, Right Turn Signal Indicator, ROM ID, Seat Slide Backward, Seat Slide Forward, Secondary Solenoid Current, Security Horn, Security Indicator, Self Power Siren, SET Indicator, Shift Indicator Lamp, Shift Lock Solenoid, Shift-By-Wire Warning, SIL Indicator (Down), SIL Indicator (Up), Slide Roof, Slip Warning, Smart System Indicator, Smart System Warning, SOC Gauge (1-2), SOC Gauge (1-4), SOC Gauge (3-4), SOC Gauge (MAX), SOC Gauge (MIN), SOC Warning, Software Information, Software version, Sounder Output, Speed Signal Input (0), Speed Signal Input (120), Speed Signal Input (160), Speed Signal Input (200), Speed Signal Input (240), Speed Signal Input (280), Speed Signal Input (320), Speed Signal Input (360), Speed Signal Input (40), Speed Signal Input (400), Speed Signal Input (80), Speedometer Operation (0km-H,0mph), Speedometer Operation (120km-H,120mph), Speedometer Operation (160km-H,160mph), Speedometer Operation (200km-H,200mph), Speedometer Operation (240km-H,240mph), Speedometer Operation (280km-H,280mph), Speedometer Operation (320km-H,320mph), Speedometer Operation (360km-H,360mph), Speedometer Operation (400km-H,400mph), Speedometer Operation (40km-H,40mph), Speedometer Operation (80km-H,80mph), Speedometer test, Sport Indicator (CVT Sport), SRH OFF, SRVD OFF, SRVD, Start SW Light Power Supply, Steering Heater Indicator (Yellow), Stop And Start OFF Indicator, Stop And Start ON Indicator, Sub Fuel Gauge Operation (1-2), Sub Fuel Gauge Operation (1-4), Sub Fuel Gauge Operation (3-4), Sub Fuel Gauge Operation (Empty), Sub Fuel Gauge Operation (Full), Sub Fuel Gauge Operation (Sender E), Sub Fuel Gauge Operation (Sender F), Tachometer Operation (0rpm), Tachometer Operation (10000rpm), Tachometer Operation (2000rpm), Tachometer Operation (3000rpm), Tachometer Operation (4000rpm), Tachometer Operation (5000rpm), Tachometer Operation (6000rpm), Tachometer Operation (7000rpm), Tachometer Operation (8000rpm), Tachometer Operation (9000rpm), Tachometer test, Tailgate Open, Taillamp Indicator, Taillight-Clearance Light, Temp Gauge: C-Lock, Temp Gauge: C-Point, Temp Gauge: Dial 1 Instructions, Temp Gauge: Dial 2 Instructions, Temp Gauge: H-Lock, Temp Gauge: H-Point, Temp Gauge: Intermediate Stability Indication, Temp Gauge: Z-Point, Timer Switch (00), Timer Switch (H), Timer Switch (M), Timer Switch (Single), Timing Belt Warning, Tire Pressure Warning System Indicator, Tow Haul Indicator, TPMS Warning Light, Trailer Reverse Assistant Light, Trip meter numerical device display 0, Trip meter numerical device display 1, Trip meter numerical device display 2, Trip meter numerical device display 3, Trip meter numerical device display 4, Trip meter numerical device display 5, Trip meter numerical device display 6, Trip meter numerical device display 7, Trip meter numerical device display 8, Trip meter numerical device display 9, Trip Reset Switch, Trunk open, Trunk Unlock Actuator, Turn Left

Signal, Turn Right Signal, Up range display, VDC Function Check Mode, VDC OFF indicator, VDC operation/failure indicator, Vehicle Approach Warning OFF Indicator, Vehicle Horn, Vehicle Proximity Notification System Warning, Vehicle Stop Warning, VGRS Warning, Volt Meter Operation (0V), Volt Meter Operation (12V), Volt Meter Operation (15V), Volt Meter Operation (18V), Volt Meter Operation (3V), Volt Meter Operation (6V), Volt Meter Operation (9V), VSC OFF Indicator, VSC TRC Indicator, Warning Lamp, Washer Fluid Low Indicator, Washer Nozzle Heater, Washer Warning, Water Level Warning, Water temperature (COOL) indicator, Water temperature (HOT) warning, Water Temperature Meter Operation (110C,230F), Water Temperature Meter Operation (120C,248F), Water Temperature Meter Operation (127C,260F), Water Temperature Meter Operation (50C,122F), Water Temperature Meter Operation (60C,140F), Water Temperature Meter Operation (70C,158F), Water Temperature Meter Operation (80C,176F), Water Temperature Meter Operation (Middle), Wiper Power Relay, Wireless Buzzer

New Coverage Details – USA European

New Alfa Romeo Coverage

- Added coverage for 66 new system applications

62 new Adjustment type special tests:

ABS Unit Bleed, Actuator Calibration, Back Lighting, Brake Fluid Replacement/Brake Fluid Reservoir Substitution, Calibrate Tandem Master Cylinder Sensor, Caliper EPB substitution, Clear TPM Sensor Rolls Test Results, Clear TPM Sensor Warnings, Close Door Calibration, Downstream Lambda Sensor Heater Self-learning Reset, DTCM Replacement, Electric Park Brake Management, Enable Brake Pedal, Enable/Disable The Roll Bench Mode, EPB Assembly Check, Exit Logistic Mode, Exit Shipping Mode, Fire Protection System Activate, Front Axle Nominal Tire Pressure, Front Brake Disc Substitution, Front Caliper Substitution, Heated Seat NTC Validation, HVAC Actuator Calibration Test, HVAC FGA Self Learning Motors Test, Initialize EPS, Intake Lambda sensor adaptive parameters reset, Longitudinal And Lateral Sensor Calibration, Modify Volumetric Sensors Sensitivity, Oil Change, Oil Service Reset, Open Door Calibration, Original VIN Lock, Power Take - Off Unit Replacement, Pressure Sensor Calibration, Production State, Proxi Configuration Alignment, Proxi Configuration, RDU Replacement, Rear Axle Nominal Tire Pressure, Rear Brake Disc Substitution(Continental), Reset Adaptive Data, Reset Angle Offset, Reset ECU, Reset Fuel Rail Bleed Procedure, Reset of VCM Bad Programming Snapshot, Reset oil life monitoring parameter, Reset Parameters to Default, Reset Service Information, Seat Belts Alarm Enable, Seat Belts Alarm Exclusion, Settling Group Caliper and Brake Pads, Throttle Body Self-Learn Activation, Tire Pressure Sensor Registration, TPM Pressure Update to Placard Value, TPMS Calibration, Trailer Hook Presence Disabling, Trailer Hook Presence Enabling, Update Front and Rear Axle Nominal Tire Pressure Values, VCM Adaptive Parameter Reset After Block Change, VCM Adaptive Parameter Reset After Oil Change, VIN Lock, Write VIN

921 new Actuation type special tests:

"EOBD" (Electronic On Board Diagnostic) failure indication, 1st Row Ceiling Light, 2nd Row Ceiling Light, 2WD Rolls Mode, 3rd Row Ceiling Light, 4th Row Ceiling Light, A/C Request, ABS (Anti-lock Brake System) safety indication, ABS Lamp, ABS Safety indication, ABS Safety lamp, A-C Request, Actuate All Heaters, Air Conditioner Relay Command, Air Defrost Motor Distribution (Left side), Air Defrost Motor Distribution (Right side), Air Distribution Motor Command (Mode), Air Mix

Motor, AIR Mixing Motor Command (Left SIDE), AIR Mixing Motor Command (Right Side), Air Mode Motor, Air Rear Motor Distribution, Air Recirculation Motor Command, Air Vent - Floor Motor Distribution (Left side), Air Vent - Floor Motor Distribution (Right side), Airbag failure indication, Alarm/Doors Status Led, Alarm/Doors Status/Deterrence LED, Alarm-Doors Status-Deterrence LED, All Lights Front Command, All Lights Rear Command, All Stop Lights (EMEA 949), All Stop Lights (EMEA 952), All Stop Lights (NAFTA 949), All Stop Lights (NAFTA 952), ALL Stop Lights Command, All Stop Lights W-Combined Rear Lighting, All Stop Lights W-O Combined Rear Lighting, All Stop Lights, All Turn Lights Command, Ambient dimming command, Ambient Dimming, Ambient Illumination; Interior, Ambient Light, Ambient Lighting Command, AMP Output Short Test, AMP Output Tone Test, Antenna Power, Antilock brake (ABS) failure indication, Anti-lock Brake System (ABS) safety indication, ASR Button lamp, ASR-ESP Safety indication, ASR-ESP Safety Lamp, Assist Call Button Green LED, Assist Call Button Red LED, Assist Call Green Day PWM, Assist Call Green Night PWM, Assist Call Red Day PWM, Assist Call Red Night PWM, Audio Measure AC and DC, Audio Routing, Audio Test For Subwoofer Specific, Audio Video Signal Detection, Audio Volume (Current Source), Audio Volume (current source), Audio Volume (ENT), Audio Volume (INFO 1), Audio Volume (INFO 2), Audio Volume (SIG), Auto high beam activation, Autocheck, Automated Driver Door Ajar Signal, Automated Driver Door Open, Automatic Functions Activation, Automatic High Beam, Background LED Illumination Level, Backlight 1 Level, Backlight 2 Level, Backlight 3 Level, Backlight 4 Level, Backlight 5 Level, Backlight 6 Level, Backlight 7 Level, Backlight 8 Level, Backlight Command (Day Night Internal Light), Backlighting Dimming Command, Backlighting LEDs, Backlighting, Backup Light, Backup Lights, Balance Level Settings, Balance Settings, Bargraph, Bass Level Settings, Bass Settings, Battery-Alternator FAIL-Charge, Blow By Heater Relay Command, Blow-by Heater command, BLOWER Motor Brushed, BLOWER Motor Brushless, Blower Motor Command, Blower Motor Speed, Blower Motor, Blue Lights, Brake Sys Fail Ind, Elec PK Brk Indication And EPB Fail Indicati, Brake Sys Fail Indication, Electronic Parking Brake Indication, Brake System Fail Indicator, EPB Indicator, Brake System Failure [EMEA Only], Brake System Failure [US Only], Brk Sys fail Ind (EBD Included) - Man Park Brk Ind, Brk Sys fail Indication, Elec Park Brk Ind, Brk Sys fail Indication, Elect Park Brk Ind and EPB fail Ind, Button LEDs, Button symbol Back-Light PWM Duty, Buzzer Control, Buzzer, Cabin AIR Temperature Sensor Blower, Calibration Sensor, Camshaft Valve Control Position inlet command, Camshaft Valve Control Position outlet command, Ceiling Light Front Command, Ceiling Light Front, Ceiling Light Rear Left or Central, Ceiling Light Rear Left, Ceiling Light Rear Right, Ceiling Light, Central high mounted Stop Light (CHMSL), Central high mounted Stop Light, Central Lock, Central Stop Lamp, Central Unlock, Channel 1, Channel 10, Channel 11, Channel 12, Channel 2, Channel 3, Channel 4, Channel 5, Channel 6, Channel 7, Channel 8, Channel 9, CHSML and Stop/Turn Lights, Clearance Identification Lights Relay, Comfort Closing And Opening, Comfort ClosingOpening, Comfort ENABLE Command, Comfort Enable, Command By-Pass Valve, Command Key Unlock, Command Shift Lock, Control chime, Cooling Fan, Cruise control lamp command, D+ Repetition Relay Command, Damper Front Left Command, Damper Front Right Command, Damper Rear Left Command, Damper Rear Right Command, Day Lights Left - Right, Day Lights Left -Right, Day Lights Left, Day Lights Right, Day Lights, Day Run Light (DRL) Parking Light Left (Halogen), Day Run Light (DRL) Parking Light Left (Xeno), Day Run Light (DRL) Parking Light Left LED, Day Run Light (DRL) Parking Light Left, Day Run Light (DRL) Parking Light Right (Halogen), Day Run Light (DRL) Parking Light Right (Xeno), Day Run Light (DRL) Parking Light Right LED, Day Run Light (DRL) Parking Light Right, Day Run Light (DRL) Parking Turn Light Left, Day Run Light (DRL) Parking Turn Light Right, Daylights and Position Left, Daylights and Position Right, Daylights Halogen Left, Daylights Halogen Right, Daylights Xenon Left, Daylights Xenon Right, Deactivation Parking Sensor LED, Deactivation Parking Sensor, Dead Lock Relay, DeadLock Relay, DeadLock Relay-Independent Driver Door Unlock, Defeat Engine ON, Diagnosis Module for Tank Leakage (DMTL) command, Diesel Particulate Filter Lamp Command, Dimming

display, Dimming Graphics, Direct Injection Valve 1 Command, Direct Injection Valve 2 Command, Direct Injection Valve 3 Command, Direct Injection Valve 4 Command, Direct Injection Valve 5 Command, Direct Injection Valve 6 Command, Display Dimming, DNA Status LED 3, Door Ajar Signal To Front Ceiling Dome, Door Ajar, Door Handle Power Control, Door Handle Power, Door Handle Verification Test, Door Locks, Door Status LED Command, Door Status Led, Doors Status - Deterrence LED Driver Door, Doors Status - Deterrence LED Passenger Door, Doors status - deterrence LED, Downstream lambda probe heater command, Drive Style 2 LED Command, Drive style 2 LED, Drive Style 3 LED Command, Drive style 3 LED, Driver Door Ajar Signal To Manual Transmission Automated, Driver Door Ajar Signal To MTA (Manual Transmission Automated), Driver Door Ajar Signal To MTA, Driver Door Handle And Puddle Light LED Command, Driver Door Lock Status LED Command, Driver Door Unlock, Driver Doors Status - Deterrence LED, Driver Heated Seat, Driver Seat Backrest Command, Driver Seat Lift Command, Driver Seat Slide Command, Driver Seat Tilt Command, Drivers Window Control, DRL - Front Park Lights, DRL Left, DRL Parking Light Left Command, DRL Parking Light Right Command, DRL Right, DSU LED Command 1, DSU LED Command 2, DSU LED Command 3, Dump valve command, EBD (Electronic Brake Distribution) safety indication, EBD Safety Lamp, E-Call Button Backlight LED, E-Call Button Green LED, E-Call Button Red LED, E-Call Green Day PWM, E-Call Green Night PWM, E-Call Red Day PWM, E-Call Red Night PWM, ECO Led Command, ECO LED, ECO-LPG-SS-E-Costing LED Command, EGR cooler bypass command, EGR high pressure cooler bypass command, EGR Valve Command, Elec Stabil Ctrl (ESC) Sys Intrvntn - fail Ind HILL HOLDER Sys, Electric Park Brake, Electric Pump Drive Unit Command, Electric seat movement Relay, Electric Seat Movimentation Relay, electromagnetic brake for engine stop command, Electronic Brake Distribution (EBD) safety indication, Electronic Parking Brake (EPB) Failure Indication [US Only], Electronic Parking Brake (EPB) failure indication, Electronic Power Steering Fail, Electronic Stability Control (ESC) Fail, Electronic Stability Control (ESC) Indicator, Electronic Stability Control (ESC) OFF lamp indication, Electronic Stability Control (ESC) Off, Electronic Stability Control (ESC) system deactivation, Electropump motor command, Electrovalve Clutch Command (K2), Electrovalve Odd Gear Command (K1), Enable sunroof unit, Engagement electrovalve PPV1 command (3rd/2nd/Reverse), Engagement electrovalve PPV1 command (6th-7th-R-5th), Engagement Electrovalve PPV2 Command (1st/4th/5th/6th), Engagement electrovalve PPV2 command (2nd-3rd-4th-1st), Engine Oil Pressure Lamp Command, Engine Speed Cluster, Engine Water Over Temperature Lamp Command, Engine Water Over Temperature, EOBD (Electronic On Board Diagnostic) Failure Indicator, EOBD And Engine System Fault Lamp, EPB (Electric park brake) Button Led, EPB (Electric park brake) Red lamp, EPB (Electric park brake) Yellow lamp, EPB Failure Lamp, EPB Function Lamp, EPB Indicator And EPB Fail Indicator, EPB switch lamp, EPB Warning Light, EPS Adaptive Data Control, ESC - HILL HOLDER Sys Fail Indicator, ESC (Electronic Stability Control) Safety lamp, ESC (Electronic Stability Control) System Deactivation, ESC / Hill Holder Failure Lamp, ESC Button Lamp, ESC Safety Lamp, Evaporative System Integrity Monitor (ESIM) solenoid command, Even Gear Clutch (K2) Control|Solenoid Valve Command, Even gear clutch K2 control solenoid valve command, Exhaust bypass valve command, External Control Variable Displacement (ECVD), External Mirror Fold, External Mirror Unfold, Externalcrown Light Rear Left LED, Externalcrown Light Rear Right LED, Externally Controlled Variable Displacement (ECVD) Command (DC), Fade Settings, Fader Level Settings, Fader Settings, Fan Climate Relay, FCW Indication Forward Collision Warning, First Row Driver Buckle Switch Unfasten, First Row Passenger Buckle Switch Unfasten, First Start Power Limitation, Flasher - Rear backup Left Light, Flasher - Rear backup Right Light, Flasher Front Left, Flasher Front Right, Flasher Rear - Lateral Left, Flasher Rear - Lateral Right, Flex Fuel reserve indication, Fog Front Light Left, Fog Front Light Right, Fog Front Lights Left Right, Fog Lamps, Fog Light Led, Fog Lights, Fog Rear Light Left -T2 (952), Fog Rear Light Or Second Backup Light, Fog Rear Light Right -T2 (952), Fog Rear Lights -T2 (949), Forward Collision Warning Fail, Forward

Collision Warning OFF, Frequency Step Selection Tuner AM-FM, Frequency Step Selection Tuner FM2, Frequency Step Selection, Front Ceiling Light - Inadvertent Lights, Front Ceiling Light + Inadvertent Lights, Front Ceiling Light Command Enable, Front Ceiling Light, Front Driver Window Lifter Command Down, Front Driver Window Lifter Command Up, Front DRL Light Xenon, Front Fog Light Left, Front Fog Light Right, Front Fog Lights Halogen, Front Fog Lights, Front Foglights, Front Jet Wiper, Front Lateral Left Turn Lights, Front Lateral Right Turn Lights, Front Left Flasher, Front Left Heat Seat Request, Front Left Parking Light, Front Lock doors command, Front Mode Door Actuator Position, Front Parking Light, Front Passenger Window Lifter Command Down, Front Passenger Window Lifter Command Up, Front Position Light Xenon, Front Position-DRL Light Halogen, Front Right Flasher, Front Right Heat Seat Request, Front Right Parking Light, Front Shut-Off Valve Request, Front SIDE Marker Command, Front Side Marker, Front Unlock, Front Wash, Front Wiper Test, Front Wiper, Fuel Filter Heater, Fuel Filter Heating, Fuel Level low, Fuel Pump Relay Command, Fuel Type, Gear Lever Position Display Test, Gearbox oil pump command, General Stop For All Actuators, Glow lamp command, Glow Plug / Cold Inhibit Lamp, Glow plug indication - Cold Start inhibition, Half engine mode valve command, Hazard Command LED, Hazard LED Command, Hazard LED, Head Lamp Wash Relay Command, Head Lamp Wash, Head Lamp Washer Relay, Headlamp DRL Parking Light Left Signal, Headlamp DRL Parking Light Right Signal, Headlamp Washer, Headlamps move in highest position, Headlamps move in left position, Headlamps move in lowest position, Headlamps move in middle (vertical) position, Headlamps move in right position, Headlamps move in the straight ahead position, Headlamps moving in the central vertical position, Headlamps moving in the highest position, Headlamps moving in the left limit position, Headlamps moving in the lowest position, Headlamps moving in the right limit position, Headlamps moving in the straight ahead position, Heated Rear Window Led Command, Heated Rear Window Relay Command, Heated Rear Window Relay, Heated Rear Window, Heated Seat Left Request, Heated Seat Right Request, Heated Steering Wheel Request, Heated Windows Command, Heater Rear Mirror, Heater Rear Window, Heating Driver Command, Heating Passenger Command, Heating Steering Wheel Command, High Beam Enabled, High beam headlamp indication, High Beam Indicator, High BEAM Left Command, High Beam Left, High Beam Light Left, High Beam Light Right, High Beam Lights, High BEAM Right Command, High Beam Right, High Beam Xenon with shutter, High Beams Lights Halogen, High Beams Lights, High Beams, High Side For Diesel Filter Heater Relay Command, Hill Hold Indicator, Hill-Holder Safety indication, Hill-Holder Safety Lamp, Hill-Holder Safety Lamp-Message, Horn relay command, Horn Relay, Horn, Ice Led, Immobilizer Antenna, In Motion Menu Control, Indicator Lamp Airbag, Indicator LED Illumination Level, Injector 1 coil command, Injector 2 coil command, Injector 3 coil command, Injector 4 coil command, Injector 5 coil command, Injector 6 coil command, Inlet valve FL activation, Inlet Valve FL, Inlet valve FR activation, Inlet Valve FR, Inlet valve front left activation, Inlet Valve Front Left, Inlet valve front right activation, Inlet Valve Front Right, Inlet valve rear left activation, Inlet Valve Rear Left, Inlet valve rear right activation, Inlet Valve Rear Right, Inlet valve RL activation, Inlet valve RL, Inlet valve RR activation, Inlet valve RR, In-Plant Mode Activation, Instrument Panel Dimming, Instrument Panel Dimming, Intake lambda probe heater command, Internal Led Night Lights, Internal Night Lights, Internalcrown Light Rear Left LED, Internalcrown Light Rear Right LED, Inverter Enable Command (949), Inverter Enable Command (952), Inverter Enable Command, Inverter Enable, Inverter Switch, Inverter, IP dimming command, Key LED PWM Duty, Key LED, Key lock command, Key Symbol Back-Light PWM Duty, Knob LED control, Lamp Control, Lane Dep Warn (LDW) on Nt Armed- on Armed- on Warn, Lane Departure Warning (LDW) Left Side, Lane Departure Warning (LDW) On Not Armed- On Armed- On Warning, Lane Departure Warning (LDW) Right Side, Lane Departure Warning (LDW) user disabled (OFF), Latch Cinch Test, Lateral Anti Tilt Sensor, Lateral Anti-tilt X Sensor, LCD Back-Light PWM Duty, LCD Symbols, LDW (Lane Departure Warning), LDW on not armed- on armed- on warning, LED Lock Inhibition Rear Widows Lifter, LED, Led1a Rear Left Heater

(Switchled 1A CMD), Led1b Rear Left Heater (Switchled 1B CMD), Led1c Rear Left Heater (Switchled 1C CMD), Led4a Rear Right Heater (Switchled 4A CMD), Led4b Rear Right Heater (Switchled 4B CMD), Led4c Rear Right Heater (Switchled 4C CMD), Left (Front/Central/Rear) Turn Lights, Left (Front-Central-Rear) Turn Lights, Left (Front-Rear) Parking Lights, Left Air Distribution Motor, Left Air Mix Motor, Left Air Mix Servo Motor Target Position, Left DRL, Left Front Park Lamp, Left Parking Lights, Left Rear Stop Light (Fixed), Left Rear Tail Light + Side Marker, Left Rear Tail Light, Left Rear Turn Lights (EMEA), Left Rear Turn-Stop (NAFTA), Left Rear Turn-Stop Light (Fixed), Left SBL Command, Left Turn Indicator, Left Turn Light Front-Lateral, Left Turn Light indicator, Left Turn Light, Left Turn Lights, Left Turn Signal Indicator, Left turn signal lamp indication, Left Turn Signal Lamp, Licence PLATE LED Lights Command, License Plate Lamp, License Plate Light, License Plate Lights Command, License Plate Lights, Liftgate Additional Parking Light Left And Right Command, Liftgate Parking Light Left And Right Command, Light sensor, LIN Anti Tilt Sensor Check, LIN Line Request Check, LIN Siren Check, LIN Ultrasonic Sensors Check, Locate Learned Keys, Lock Doors Command, Lock Inhibition Rear Widows Lifter LED, Lock Rear Doors Relay, Lock Unlock Doors LED, Longitudinal Anti Tilt Sensor, Loud Speaker Test, LOW BEAM Left Command, Low Beam Left, Low Beam Light Left, Low Beam Light Right, Low Beam Lights Halogen, Low Beam Lights Left Right, Low Beam Lights, LOW BEAM Right Command, Low Beam Right, Low Beam Xenon, Low Beams, Low Fuel Lamp, LPG Failure - Reserve, LPG Led Command, Main-Left Temp. Door Position, Microphone Test, Mid Range Settings, Mid-Range Audio Level Settings, Mid-Range Settings, Mirror Heater, Mirror LED, Mode Selection, Module Self Test, Motorized throttle command, MProp Command (High Pressure), Night lighting command, Night lights, O2 Sensor and Catalyst Test, OBD Vent Valve Command, Odd gear clutch (K1) control solenoid valve command, Odd gear clutch K1 control solenoid valve command, On-Demand Self-Test, Outlet valve FL activation, Outlet Valve FL, Outlet valve FR activation, Outlet valve FR, Outlet valve front left activation, Outlet valve front right activation, Outlet Valve Left Front, Outlet valve rear left activation, Outlet Valve Rear Left, Outlet valve rear right activation, Outlet Valve Rear Right, Outlet Valve Right Front, Outlet valve RL activation, Outlet valve RL, Outlet valve RR activation, Outlet valve RR, Parking Assistant LED, Passenger and Rear Doors Unlock, Passenger Door Handle And Puddle Light LED Command, Passenger Door Lock Status LED Command, Passenger Door Power Window, Passenger Door Unlock, Passenger Doors Status - Deterrence LED, Passenger Heated Seat Relay, Passenger seat Air-bag manual deactivation indication, Passenger Seat Movement Relay Command, PEPS Ignition Switch LED Command, Pilot 1 (USV1-Normally Open), Pilot 2 (USV2-Normally Open), Pilot valve 1 activation, Pilot Valve 1, Pilot valve 2 activation, Pilot Valve 2, Port Injection Valve 1 Command, Port Injection Valve 2 Command, Port Injection Valve 3 Command, Port Injection Valve 4 Command, Port Injection Valve 5 Command, Port Injection Valve 6 Command, Position lamp indication, Position Lamp Indicator, Position Light Relay, Power Down, Power Steering Failure Indication, Power Steering Failure Indicator, PPV1 Electro-Valve, PPV-K2 Clutch Electro-Valve, PPVS Electro-Valve, Priming 1 (HSV1-Normally Closed), Priming 2 (HSV2-Normally Closed), Priming valve 1 activation, Priming Valve 1, Priming valve 2 activation, Priming Valve 2, PTC Control (Relay), PTC Control, PTC High Power (Relay), PTC Low Power (Relay), Puddle Light Command Driver Side, Puddle Light Command Passenger Side, Puddle light Driver (Door handle and door panel), Puddle light Driver side, Puddle Light Driver, Puddle light Passenger (Door handle and door panel), Puddle light Passenger side, Puddle Light Passenger, Puddle Light Rear Driver(Door Handle And Door Panel), Puddle light Rear Left (Door handle and door panel), Puddle Light Rear Passenger(Door Handle And Door Panel), Puddle light Rear Right (Door handle and door panel), Puddle Light, Puddle Rear Light Left, Puddle Rear Light Right, Purge canister valve command, QPV K1 Clutch Electro-Valve, QVPM Enable Command, Radiator Cooling Fan PWM D-Cycle, Radiator Cooling Fan PWM Duty-Cycle, Radio Volume, Rain and Automatic Lights Sensors Check, Range Selection Electrovalve Command (PPVS), Range selection electrovalve command, Read VIN, Rear Ceiling

Light - Inadvertent Lights, Rear Ceiling Light + Inadvertent Lights, Rear Ceiling Light 1st Row, Rear Ceiling Light 2nd Row, Rear Ceiling Light, Rear Ceiling Lights, Rear Defrost, Rear Department, Rear Door Status LED, Rear Fog Light / Side Marker Lights, Rear Fog Light or Second Backup Light - Side Marker Lights, Rear Fog Light or Second Backup Light, Rear Fog Light, Rear Fog Lights Left T2 Movable, Rear Fog Lights Right T2 Movable, Rear Fog Lights, Rear Fog T2 (Movable), Rear Heated Window, Rear HVAC Blower Motor, Rear Left Handle And Puddle Light LED Command, Rear Left Heating Command, Rear Left Parking Light, Rear Left Position Light, Rear Left Turn Light, Rear Left window lifter command, Rear Load Compartment Status LED Command, Rear Parking Light - Side Markers, Rear Parking Light / Side Markers, Rear Parking Lights Command LED, Rear Parking Lights Command, Rear Reverse Light (Movable), Rear Reverse Light Left -T2 (952), Rear Reverse Light Right -T2 (952), Rear Reverse Lights -T2 (949), Rear Right And Left Tail T2 (Movable), Rear Right Handle And Puddle Light LED Command, Rear Right Heating Command, Rear Right Parking Light, Rear Right Position Light, Rear Right Turn Light, Rear Right window lifter command, Rear Shut-Off Valve Request, Rear Stop Lights (Movable), Rear Trunk light, Rear Turn Lights Left EMEA, Rear Turn Lights Right EMEA, Rear Wash, Rear WINDOW Washer Command, Rear Window Washer, Rear Window Wiper (949), Rear WINDOW Wiper Command, Rear Window Wiper, Rear Wiper, Rec Motor, Recirc. Door Actuator Position, Recirculation Motor, Recirculation pump activation, Recirculation Pump, Redundant Ignition RUN/START Feed Output Control, Redundant Ignition RUN-START Feed Output, Repetition Driver Door Open For MTA (NCR), Repetition driver door open for MTA (Robotic Gear), Reverse Gear Light, Reverse Gear Lights And Electrochromic Mirror Command, Reverse Gear Lights, Reverse Lamp, Right (Front/Central/Rear) Turn Lights, Right (Front-Central-Rear) Turn Lights, Right (Front-Rear) Parking Lights, Right Air Mix Motor, Right Air Mixing Motor, Right DRL, Right Front Park Lamp, Right Front Turn Light-Lateral, Right Parking Lights, Right Rear Tail Light (Fixed), Right Rear Tail Light, Right Rear Turn Lights (EMEA), Right Rear Turn-Stop (NAFTA), Right SBL Command, Right Temp. Door Actuator Position, Right Turn Indicator, Right Turn Light, Right Turn Lights, Right turn signal lamp indication, Right Turn Signal Lamp Indicator, Right Turn Signal Lamp, Safety Indication Adaptive Cruise Control, Safety Indication Forward Collision Warning, Safety Indication Normal And Adaptative Cruise Control, Safety Indication Normal Cruise Control, Safety indication, Satellite digital audio receiver (SDAR) station selection, SBMT (Supply Battery Monitoring Time), SBMT 0, SBMT -Supply Battery Monitoring Time, SBMT, Screen Test Pattern, SDAR Station Selection, SDC Status Red LED, SDC Status White LED, Seat Belt Lamp, Seat belt unfastened Lamp, Seat belt unfastened Warning cycle, Seat Belt Warning Chime, Seek Status Tuner AM-FM, Seek Status Tuner DAB, Seek Status Tuner Digital Audio Broadcasting (DAB), Seek Status, SET PWM Display (Brightness), Set Transercase Clutch Torque, Setting Dimming Levels (DISPLAY), Shift Lock Coil Command, Shift Lock Command, ShiftLock, Side Marker Front, Side Marker Lamps, Side Marker Lights Rear -T1 (952), Side Markers Command, Side markers, Siren Test, Speaker Quadrant Selection, Sport Led, SS Command LED, SS LED command, SSB BACKLIGHT Control, Start Stop activation, Station Selection, Step Light, Stop - Position - Turn Left Light 1, Stop - Position - Turn Left Light 2, Stop - Position - Turn Right Light 1, Stop - Position - Turn Right Light 2, Stop - Position Left Light 1, Stop - Position Left Light 2, Stop - Position Right Light 1, Stop - Position Right Light 2, Stop Start LED, Stop And Start Led, Stop Lamp, Stop Light Left, Stop Light Right, Stop Light, Stop Parking Lights Left, Stop Parking Lights Right, Stop Parking Turn Lights Left 1, Stop Parking Turn Lights Left 2, Stop Parking Turn Lights Right 1, Stop Parking Turn Lights Right 2, StopStart LED Command, StopStart LED, Street Bending Light (SBL) Left, Street Bending Light (SBL) Right, Sunroof Abilitation, Tail LAMP Parking Light Left Command, Tail LAMP Parking Light Right Command, Tail LAMP Stop Light Left Command, Tail LAMP Stop Light Right Command, Tail Or Tail Side Marker Rear Left -T1 (949), Tail Or Tail Side Marker Rear Right -T1 (949), Tail Rear Right And Left -T2 (949), Tail Stop Or Tail Stop Turn Rear Left -T1 (952), Tail Stop Or Tail Stop Turn Rear Right -T1 (952), Tail Stop Rear Left -T2

(952), Tail Stop Rear Right -T2 (952), Test Pattern Display, Thermostat activation command, Throttle Valve Test, Tire Pressure Module (TPMS), Tire Pressure Module (TPMS) not available-not programmed, Tire Pressure Module (TPMS), Tire Pressure Warning Lamp, Tone Test, Tow Bar Activation, TPM Sensor Rolls Test, TPMS Failure Lamp, TPMS Generic Failure Monitoring Lamp, TPMS Not Available - Not Programmed, TPMS Warning Light, Treble Level Settings, Treble Settings, Trunk Lamp, Trunk Latch Command relay, Trunk Light + Inadvertent Lights, Trunk Light Command, Trunk Light, Trunk Opening Relay Command, Trunk Opening Relay, Trunk Release Relay Command, Trunk Release Relay, Turbo oil supply valve command (half engine mode) command, Turbocharger Pressure Actuator Command, Turn - Rear backup Left Light, Turn - Rear backup Right Light, Turn Front Lateral Lights Left, Turn Front Lateral Lights Right, Turn Front Light Left, Turn Front Light Right, Turn Light Front - Lateral Left, Turn Light Front - Lateral Right, TURN Light Front Left Command, Turn Light Front Left, TURN Light Front Right Command, Turn Light Front Right, TURN Light Lateral Left Command, TURN Light Lateral Right Command, Turn Light Rear - Lateral Left, Turn Light Rear - Lateral Right, Turn Rear Backup Left Light, Turn Rear Backup Right Light, Turn Rear Lateral Lights Left, Turn Rear Lateral Lights Right, Turn Rear Light Left -T1 (EMEA), Turn Rear Light Right -T1 (EMEA), Turn Stop Rear Left Light -T1 (NAFTA), Turn Stop Rear Right Light -T1 (NAFTA), Tyre Pressure Module (TPMS), UGDO (Universal Garage Door Open) enable command, Under Inflation Lamp, Under Inflation Monitoring Lamp, Universal Garage Door Open, Unlock doors command, Unlock Doors, Upstream lambda probe heater bank1 command, Upstream Lambda Probe Heater Bank2 Command, Upstream lambda probe heater command, USB1 CMD, USB1 LED CMD, USB2 CMD, USB2 LED CMD, User Interface Test, Valve multiair system activation cyl.1, Valve multiair system activation cyl.2, Valve multiair system activation cyl.3, Valve multiair system activation cyl.4, Variable coolant pump command, Variable displacement oil pump command, Variable swirl actuator closing command, Vehicle Speed Cluster, Video Input Settings, Volume Knob Illumination Power, VSO Regeneration Command, Waste gate valve command, Water In Fuel Filter Lamp Command, Welcome Lights Command, Wheel Speed Sensor Functional Test, Window Heater Led, Window Lifter Switch Enable, Windshield heater, Windshield Heating, Windshield Washer Command, Windshield Washer Relay, Windshield Washer, Windshield Wiper Relay, Windshield wiper, Wiper Status

New Audi Coverage

- Added coverage for 126 new system applications

88 new Adjustment type special tests:

Accumulator bleeding, Accumulator charging, Activate shipping mode, Adaptation (10) / Long Adaptation (0A), Adaption After Adjustment, Air Spring Strut Bleeding, Front Axle, Air Spring Strut Bleeding, Rear Axle, Air Spring Strut Bleeding, Rear Left, Air Spring Strut Bleeding, Rear Right, Air Spring Strut Charging, Front Axle, Air Spring Strut Charging, Rear Axle, Air Spring Strut Charging, Rear Left, Air Spring Strut Charging, Rear Right, Auto-Lock, Auto-Unlock, Basic Settings (04), Body Height Wheelhouse Edge Front Left, Body Height Wheelhouse Edge Front Right, Body Height Wheelhouse Edge Rear Left, Body Height Wheelhouse Edge Rear Right, Braking to Standstill, Calibration Height Values, Camera/Video Brightness, Camera/Video Contrast, Camera/Video Saturation, Changeover To Normal Ride Control Operation, Clear Counter And Runtime Of Compressor, Clear Counter Of Valve Activation, Clear Duration Mode And Control Activities, Collision Prevention 1 (Special Methods 1), Collision Prevention 2 (Front-Assist), Constant Damper Current Front Left, Constant Damper Current Front Right, Constant Damper Current Rear Left, Constant Damper Current Rear Right, Country Setting, Deactivate shipping mode, Development Function Deactivation, Go To High Level And Deactivate Self-Levelling, Go To

High Level, Go To Normal Level And Deactivate Self Levelling, Go To Normal Level With Narrow Control Tolerance, Go To Normal Level, Go To Preliminary Stage For Calibration In Production, Go To Preliminary Stage For Calibration In Service, Go to production reference level, Hydraulic Brake Assistant (Special Methods 2), Interior Monitoring, Lock Blink, Lock Horn, Locking for Coding/Flashing, Log-in(11) Adaptation(10), Log-in(11) Basic Settings(04), Log-in(11) or Coding II(11), Mounting Position Calibration, Multi Contour Approach Hysteresis Target Pressure Starting, Multi Contour Error Memory Allocation MSG, Multi Contour Seat Additional Functions Adaptation, NFA Supplier LRD, Quickstart - Reset Of Adaption Values, Remote Control Adaptation (Memory Location), Remote Control Adaptation, Replace Control Unit: Transfer Configuration, Reset Adaption To Factory Setting, Reset Frequency Counter, Reset of Adjustment/Calibration Values, Reset Of Central Signal Processing Adaption Values, Reset Of Qsp Torque Display Adaption Values, Reset Of Raw Values Of Level Sensors In Rebounded Position, Security Access (16) Adaptation (10) / Long Adaptation (0A), Security Access(16) Basic Settings (04), Self Leveling Suspension Calibration to Determine Axle Load, Self-Levelling Suspension Activation, Self-Levelling Suspension Calibration Reset, Self-Levelling Suspension Deactivation Permanent, Self-Levelling Suspension Deactivation, Speed Value For Testing Mode, Swap Function Activate, SWaP Function Crypt Data ID, SWaP Function Transfer Crypt Data, System Shut-off, Transfer Configuration, Unlock Actuator System, Unlock Blink, Unlock Horn, Variant Encoding, Volume Of Fuel Tank, Write Configuration

126 new Actuation type special tests:

5th Camera Activation Request Control Value 1, Activation Of Parking Spot Search Park Assist Control Value, Actuate Vehicle Front Left Control Value Onoff, Actuate Vehicle Front Right Control Value Onoff, Actuate Vehicle Rear Left Control Value, Actuate Vehicle Rear Right Control Value Onoff, Air Spr Additional Vol Vlv 1 Actuation Tst Ctrl Val Onoff, Air Spr Additional Vol Vlv 2 Actuation Tst Ctrl Val Onoff, Air Spr Additional Vol Vlv 3 Actuation Tst Ctrl Val Onoff, Air Spr Additional Vol Vlv 4 Actuation Tst Ctrl Val Onoff, Arrange Seat Control Value Backrest Inclination Adjustment, Arrange Seat Control Value Belt Height Adjustment, Arrange Seat Control Value Headrest Height Adjustment, Arrange Seat Control Value Headrest Longitudinal Adjustment, Arrange Seat Control Value Lumbar Support Height Adjustment, Arrange Seat Control Value Seat Depth Adjustment, Arrange Seat Control Value Seat Height Adjustment, Arrange Seat Control Value Seat Inclination Adjustment, Arrange Seat Control Value Seat Longitudinal Adjustment, Arrange Seat Control Value Upper Backrest Adjustment, Arrange Seat Control Value, Arrange St Ctrl Val Lumbar Support Lngitdnl Adj, Automatic Calibration Headlamp Test Mode Control Value, Backrest Inclination Adjustment Test Control Value, Backrest Inclination Adjustment Test Direction Of Movement, Belt Height Adjustment Test Control Value, Button Automated Driving Lighting Test Control Value, Damper Valve Current Front Left Control Value Current, Damper Valve Current Front Right Control Value Current, Damper Valve Current Rear Left Control Value Current, Damper Valve Current Rear Right Control Value Current, Defined Segment Control Matrix Headlamp Left, Defined Segment Control Matrix Headlamp Right, Display For Lane Departure Warning Control Value, Display Road Sign In Dash Panel Insert Control Value, Display Road Sign In Dash Panel Insert, Display Unit Adjustment 2 Test Control Value, Display Unit Adjustment Test Control Value, Dr Hazard Warn At Danger Coli Wt A Person Tst Ctrl Val, Driver Hazard Warning At Danger Of Collision With A Person Test, Footrest Adjustment Test Control Value, Front Parking Aid Loudspeaker Control Value, FV Safe State Simulation Control Value, Green Indicator Lamp For Lane Departure Warning Control Value, Green Indicator Lamp For Lane Departure Warning, Headlamp Left High Beam Segment Control Test Control Value, Headlamp Left Low Beam Segment Control Test Control Value, Headlamp Right High Beam Segment Control Test Control Value, Headlamp Right Low Beam Segment Control Test Control Value, Headrest Adjustment Test Control Value, Headrest Height Adjustment Test Control Value, Headrest Longitudinal Adjustment Test Control Value, Heating Test

Control Value, Individual Segment Control Matrix Headlamp, Lane Change Assist Warning Lamp In Driver Side Exterior Mirror, Lane Change Assist Warning Lamp In Front Pass Side Ext Mirror, Lane Change Assist Warning Lamp Instrument Cluster, Lane Change Assist Warning Lamp, Lane Chng Asst Warn Lmp In Lt Extrior Mir Ctrl Val On Off, Lane Chng Asst Warn Lmp In Lt Extrior Mir Ctrl Val, Lane Chng Asst Warn Lmp In Rt Extrior Mir Ctrl Val, Lane Chng Asst Warn Lmp Inst Clus Ctrl Val, Lane Departure Warning Indicator, Lens Heater Control Value, Lower Vehicle Front Left Control Value Onoff, Lower Vehicle Front Right Control Value Onoff, Lower Vehicle Rear Left Control Value, Lower Vehicle Rear Right Control Value Onoff, Lumbar Support Height Adjustment Test Control Value, Lumbar Support Height Adjustment Test Direction Of Movement, Lumbar Support Lngitdnl Adj Tst Dir Movement, Lumbar Support Longitudinal Adjustment Test Control Value, Main Beam Activation Control Value, Main Beam Activation, Main Beam, Manoeuvre Light Request Control Value 1, Output Tests (03), Park Assist Activation Of Partner Control Units Control Value, Parking Aid Activation Control Value, Parking Aid Button Indicator Light Test Control Value 1, Parking Aid Button Indicator Light Test, Pressure Test, Rear Parking Aid Loudspeaker Control Value, Reference Segment Control Matrix Headlamp Control Value, Reference Segment Control Matrix Headlamp, Request Cleaning Laser Scanner Test Control Value, Reserved VW Common Control State, RTA Warn Signal Control Value, Seat Depth Adjustment Test Control Value, Seat Height Adjustment Test Control Value, Seat Height Adjustment Test Direction Of Movement, Seat Inclination Adjustment Test Control Value, Seat Inclination Adjustment Test Direction Of Movement, Seat Longitudinal Adjustment Test Control Value, Seat Longitudinal Adjustment Test Direction Of Movement, Seating Position 2 Test Control Value Display Unit Adjustment 2, Seating Position 2 Test Control Value Display Unit Adjustment, Seating Position 2 Test Control Value Folding Headrest, Seating Position 2 Test Control Value Footrest Adjustment, Seating Position 2 Test Control Value, Speed Change Of Mirror Adjustment Motor Test Control Value, Steering Wheel Vibration Control Value, Steering Wheel Vibration, Swinging Logo Test Control Value 1, Swinging Logo Test, System Adjustment Control Value, System Adjustment, System Check For Boosting Function Control Value Onoff, System Function Test Control Value, System function test, System Identification, Test Accumulator And Compressor Control Value Onoff, Theft Protection Control Value, Theft Protection, Topview Camera Cleaning Request Control Value 1, Topview Camera Display Test Control State, TV Camera Activation Request Control Value 1, Upper Backrest Adjustment Test Control Value, Video Signal Test Input Output Control Parameter, Warning Lamp For Adaptive Light Test Control Value, Warning Lamp, Windscreen Heater For Camera Control Value, Windscreen Heater For Camera, Windscreen Heater For Lane Departure Warning, Yellow Indicator Lamp For Lane Departure Warning Control Value, Yellow Indicator Lamp For Lane Departure Warning

New Fiat Coverage

- o Added coverage for 26 new system applications

19 new Adjustment type special tests:

Actuator Calibration, Back Lighting, Exit Logistic Mode, Exit Shipping Mode, Fire Protection System Activate, Front Axle Nominal Tire Pressure, HVAC Actuator Calibration Test, HVAC FGA Self Learning Motors Test, Modify Volumetric Sensors Sensitivity, Oil Service Reset, Proxi Configuration, Rear Axle Nominal Tire Pressure, Reset Adaptive Data, Reset Service Information, Seat Belts Alarm Enable, Seat Belts Alarm Exclusion, Trailer Hook Presence Disabling, Trailer Hook Presence Enabling, VIN Lock

644 new Actuation type special tests:

1st Row Ceiling Light, 2nd Row Ceiling Light, 3rd Row Ceiling Light, 4th Row Ceiling Light, A/C Request, A-C Request, Air Defrost Motor Distribution (Left side), Air Defrost Motor Distribution (Right side), Air Distribution Motor Command (Mode), Air Mix Motor, AIR Mixing Motor Command (Left SIDE), AIR Mixing Motor Command (Right Side), Air Mode Motor, Air Rear Motor Distribution, Air Recirculation Motor Command, Air Vent - Floor Motor Distribution (Left side), Air Vent - Floor Motor Distribution (Right side), Airbag failure indication, Alarm/Doors Status Led, Alarm/Doors Status/Deterrence LED, Alarm-Doors Status-Deterrence LED, All Lights Front Command, All Lights Rear Command, All Stop Lights (EMEA 949), All Stop Lights (EMEA 952), All Stop Lights (NAFTA 949), All Stop Lights (NAFTA 952), ALL Stop Lights Command, All Stop Lights W-Combined Rear Lighting, All Stop Lights W-O Combined Rear Lighting, All Stop Lights, All Turn Lights Command, Ambient dimming command, Ambient Dimming, Ambient Illumination; Interior, Ambient Light Control, Ambient Light, Ambient Lighting Command, AMP Output Short Test, AMP Output Tone Test, Antilock brake (ABS) failure indication, Assist Call Button Green LED, Assist Call Button Red LED, Assist Call Green Day PWM, Assist Call Green Night PWM, Assist Call Red Day PWM, Assist Call Red Night PWM, Audio Measure AC and DC, Audio Routing, Audio Volume (Current Source), Audio Volume (current source), Audio Volume (ENT), Audio Volume (INFO 1), Audio Volume (INFO 2), Audio Volume (SIG), Autocheck, Automated Driver Door Ajar Signal, Automated Driver Door Open, Background LED Illumination Level, Backlight 1 Level, Backlight 2 Level, Backlight 3 Level, Backlight 4 Level, Backlight 5 Level, Backlight 6 Level, Backlight 7 Level, Backlight 8 Level, Backlight Leds Control, Backlighting Dimming Command, Backlighting, Backup Light, Backup Lights, Balance Level Settings, Balance Settings, Bass Level Settings, Bass Settings, Battery Coolant Heater, Battery Coolant Pump, Battery-Alternator FAIL-Charge, BLOWER Motor Brushed, BLOWER Motor Brushless, Blower Motor Command, Blower Motor Speed, Blower Motor, Blue Lights, Brake System Failure [EMEA Only], Brake System Failure [US Only], Button LEDs, Button symbol Back-Light PWM Duty, Buzzer Control, Buzzer, Cabin AIR Temperature Sensor Blower, Ceiling Light Front Command, Ceiling Light Front, Ceiling Light Rear Left or Central, Ceiling Light Rear Left, Ceiling Light Rear Right, Ceiling Light, Central high mounted Stop Light (CHMSL), Central high mounted Stop Light, Central Lock, Central Stop Lamp, Central Unlock, Channel 1, Channel 10, Channel 11 Audio Output Status, Channel 11, Channel 12, Channel 2, Channel 3, Channel 4, Channel 5 Audio Output Status, Channel 5, Channel 6, Channel 7, Channel 8, Channel 9, Charge Port Command CAN, Charge Port Command Hard Wired, Charge Port Request Tester, CHSML and Stop/Turn Lights, Clearance Identification Lights Relay, Comfort Closing And Opening, Comfort ClosingOpening, Comfort ENABLE Command, Comfort Enable, Command Key Unlock, Command Shift Lock, Control chime, D+ Repetition Relay Command, Dasm Safety Indication Adaptive Cruise Control, Dasm Safety Indication Normal Cruise Control, Day Lights Left - Right, Day Lights Left -Right, Day Lights Left, Day Lights Right, Day Lights, Day Run Light (DRL) Parking Light Left (Halogen), Day Run Light (DRL) Parking Light Left (Xeno), Day Run Light (DRL) Parking Light Left LED, Day Run Light (DRL) Parking Light Left, Day Run Light (DRL) Parking Light Right (Halogen), Day Run Light (DRL) Parking Light Right (Xeno), Day Run Light (DRL) Parking Light Right LED, Day Run Light (DRL) Parking Light Right, Day Run Light (DRL) Parking Turn Light Left, Day Run Light (DRL) Parking Turn Light Right, Daylights and Position Left, Daylights and Position Right, Daylights Halogen Left, Daylights Halogen Right, Daylights Xenon Left, Daylights Xenon Right, Deactivation Parking Sensor LED, Deactivation Parking Sensor, Dead Lock Relay, DeadLock Relay, DeadLock Relay-Independent Driver Door Unlock, Defeat Engine ON, Dimming Graphics, Display Dimming, DNA Status LED 3, Door Ajar Signal To Front Ceiling Dome, Door Ajar, Door Locks, Door Status LED Command, Door Status Led, Doors Status - Deterrence LED Driver Door, Doors Status - Deterrence LED Passenger Door, Doors status - deterrence LED, Drive Style 2 LED Command, Drive style 2 LED, Drive Style 3 LED Command, Drive style 3 LED, Driver Door Ajar Signal To Manual Transmission Automated, Driver Door Ajar Signal To MTA (Manual Transmission Automated), Driver Door Ajar Signal To MTA, Driver Door Handle And Puddle Light

LED Command, Driver Door Lock Status LED Command, Driver Door Unlock, Driver Doors Status - Deterrence LED, Driver Heated Seat, Drivers Window Control, DRL - Front Park Lights, DRL Left, DRL Parking Light Left Command, DRL Parking Light Right Command, DRL Right, DSU LED Command 1, DSU LED Command 2, DSU LED Command 3, E-Call Button Backlight LED, E-Call Button Green LED, E-Call Button Red LED, E-Call Green Day PWM, E-Call Green Night PWM, E-Call Red Day PWM, E-Call Red Night PWM, ECO Led Command, ECO LED, ECO-LPG-SS-E-Costing LED Command, Electric seat movement Relay, Electric Seat Movimentation Relay, Electronic Parking Brake (EPB) Failure Indication [US Only], Electronic Power Steering Fail, Electronic Stability Control (ESC) Fail, Electronic Stability Control (ESC) Indicator, Electronic Stability Control (ESC) Off, Enable sunroof unit, EOBD And Engine System Fault Lamp, EPS Adaptive Data Control, ESC (Electronic Stability Control) System Deactivation, External Control Variable Displacement (ECVD), External Mirror Fold, External Mirror Unfold, Externalcrown Light Rear Left LED, Externalcrown Light Rear Right LED, Externally Controlled Variable Displacement (ECVD) Command (DC), Fade Settings, Fader Level Settings, Fader Settings, Fan Climate Relay, FCW Indication Forward Collision Warning, First Row Driver Buckle Switch Unfasten, First Row Passenger Buckle Switch Unfasten, Flasher - Rear backup Left Light, Flasher - Rear backup Right Light, Flasher Front Left, Flasher Front Right, Flasher Rear - Lateral Left, Flasher Rear - Lateral Right, Fog Front Light Left, Fog Front Light Right, Fog Front Lights Left Right, Fog Lamps, Fog Light Led, Fog Lights, Fog Rear Light Left -T2 (952), Fog Rear Light Or Second Backup Light, Fog Rear Light Right -T2 (952), Fog Rear Lights -T2 (949), Forward Collision Warning Fail, Forward Collision Warning OFF, Frequency Step Selection Tuner AM-FM, Frequency Step Selection, Front Ceiling Light - Inadvertent Lights, Front Ceiling Light + Inadvertent Lights, Front Ceiling Light Command Enable, Front Ceiling Light, Front Driver Window Lifter Command Down, Front Driver Window Lifter Command Up, Front DRL Light Xenon, Front Fog Light Left, Front Fog Light Right, Front Fog Lights Halogen, Front Fog Lights, Front Foglights, Front Jet Wiper, Front Lateral Left Turn Lights, Front Lateral Right Turn Lights, Front Left Flasher, Front Left Parking Light, Front Lock doors command, Front Mode Door Actuator Position, Front Parking Light, Front Passenger Window Lifter Command Down, Front Passenger Window Lifter Command Up, Front Position Light Xenon, Front Position-DRL Light Halogen, Front Right Flasher, Front Right Parking Light, Front Shut-Off Valve Request, Front SIDE Marker Command, Front Side Marker, Front Unlock, Front Wash, Front Wiper Test, Front Wiper, Fuel Filter Heater, Fuel Filter Heating, Functional Leds Control, Gear Lever Position Display Test, Hazard Command LED, Hazard LED Command, Hazard LED, Head Lamp Wash Relay Command, Head Lamp Wash, Head Lamp Washer Relay, Headlamp DRL Parking Light Left Signal, Headlamp DRL Parking Light Right Signal, Headlamp Washer, Heated Rear Window Led Command, Heated Rear Window Relay Command, Heated Rear Window Relay, Heated Rear Window, Heated Seat Left Request, Heated Seat Right Request, Heated Steering Wheel Request, Heated Windows Command, Heater Rear Mirror, Heater Rear Window, High Beam Enabled, High beam headlamp indication, High Beam Indicator, High BEAM Left Command, High Beam Left, High Beam Light Left, High Beam Light Right, High Beam Lights, High BEAM Right Command, High Beam Right, High Beam Xenon with shutter, High Beams Lights Halogen, High Beams Lights, High Beams, High Side For Diesel Filter Heater Relay Command, Horn relay command, Horn Relay, Horn, Ice Led, In Motion Menu, Indicator Lamp Airbag, Indicator LED Illumination Level, Indicator Leds Control, Instrument Panel Dimming, Instument Panel Dimming, Internal Led Night Lights, Internal Night Lights, Internalcrown Light Rear Left LED, Internalcrown Light Rear Right LED, Inverter Enable Command (949), Inverter Enable Command (952), Inverter Enable Command, Inverter Enable, Inverter Switch, Inverter, IP dimming command, Key LED PWM Duty, Key LED, Key lock command, Key Symbol Back-Light PWM Duty, Knob LED control, Lamp Control, Lane Departure Warning (LDW) Left Side, Lane Departure Warning (LDW) Right Side, Lateral Anti Tilt Sensor, Lateral Anti-tilt X Sensor, LCD Back-Light PWM Duty, LCD Symbols, LED Lock Inhibition Rear Widows Lifter, Left (Front/Central/Rear) Turn Lights,

Left (Front-Central-Rear) Turn Lights, Left (Front-Rear) Parking Lights, Left Air Distribution Motor, Left Air Mix Motor, Left Air Mix Servo Motor Target Position, Left DRL, Left Front Park Lamp, Left Parking Lights, Left Rear Stop Light (Fixed), Left Rear Tail Light + Side Marker, Left Rear Tail Light, Left Rear Turn Lights (EMEA), Left Rear Turn-Stop (NAFTA), Left Rear Turn-Stop Light (Fixed), Left SBL Command, Left Turn Indicator, Left Turn Light Front-Lateral, Left Turn Lights, Left turn signal lamp indication, Left Turn Signal Lamp, Licence PLATE LED Lights Command, License Plate Lamp, License Plate Light, License Plate Lights Command, License Plate Lights, Liftgate Additional Parking Light Left And Right Command, Liftgate Parking Light Left And Right Command, LIN Anti Tilt Sensor Check, LIN Line Request Check, LIN Siren Check, LIN Ultrasonic Sensors Check, Lock Doors Command, Lock Inhibition Rear Widows Lifter LED, Lock Rear Doors Relay, Lock Unlock Doors LED, Longitudinal Anti Tilt Sensor, Loud Speaker Test, LOW BEAM Left Command, Low Beam Left, Low Beam Light Left, Low Beam Light Right, Low Beam Lights Halogen, Low Beam Lights Left Right, Low Beam Lights, LOW BEAM Right Command, Low Beam Right, Low Beam Xenon, Low Beams, Low Fuel Lamp, LPG Led Command, Main-Left Temp. Door Position, Microphone Test, Mid-Range Audio Level Settings, Mid-Range Settings, Mirror Heater, Mode Selection, Night lighting command, Night lights, Parking Assistant LED, Passenger and Rear Doors Unlock, Passenger Door Handle And Puddle Light LED Command, Passenger Door Lock Status LED Command, Passenger Door Power Window, Passenger Door Unlock, Passenger Doors Status - Deterrence LED, Passenger Heated Seat Relay, Passenger Seat Movement Relay Command, PEPS Ignition Switch LED Command, PTC Control (Relay), PTC Control, PTC High Power (Relay), PTC Low Power (Relay), Puddle Light Command Driver Side, Puddle Light Command Passenger Side, Puddle light Driver (Door handle and door panel), Puddle light Driver side, Puddle Light Driver, Puddle light Passenger (Door handle and door panel), Puddle light Passenger side, Puddle Light Passenger, Puddle Light Rear Driver(Door Handle And Door Panel), Puddle light Rear Left (Door handle and door panel), Puddle Light Rear Passenger(Door Handle And Door Panel), Puddle light Rear Right (Door handle and door panel), Puddle Light, Puddle Rear Light Left, Puddle Rear Light Right, QVPM Enable Command, Radio Volume, Rain and Automatic Lights Sensors Check, Rear Ceiling Light - Inadvertent Lights, Rear Ceiling Light + Inadvertent Lights, Rear Ceiling Light 1st Row, Rear Ceiling Light 2nd Row, Rear Ceiling Light, Rear Ceiling Lights, Rear Defrost, Rear Department, Rear Door Status LED, Rear Fog Light / Side Marker Lights, Rear Fog Light or Second Backup Light - Side Marker Lights, Rear Fog Light or Second Backup Light, Rear Fog Light, Rear Fog Lights Left T2 Movable, Rear Fog Lights Right T2 Movable, Rear Fog Lights, Rear Fog T2 (Movable), Rear Heated Window, Rear HVAC Blower Motor, Rear Left Handle And Puddle Light LED Command, Rear Left Parking Light, Rear Left Turn Light, Rear Left window lifter command, Rear Load Compartment Status LED Command, Rear Parking Light - Side Markers, Rear Parking Light / Side Markers, Rear Parking Lights Command LED, Rear Parking Lights Command, Rear Reverse Light (Movable), Rear Reverse Light Left -T2 (952), Rear Reverse Light Right -T2 (952), Rear Reverse Lights -T2 (949), Rear Right And Left Tail T2 (Movable), Rear Right Handle And Puddle Light LED Command, Rear Right Parking Light, Rear Right Turn Light, Rear Right window lifter command, Rear Shut-Off Valve Request, Rear Stop Lights (Movable), Rear Trunk light, Rear Turn Lights Left EMEA, Rear Turn Lights Right EMEA, Rear Wash, Rear WINDOW Washer Command, Rear Window Washer, Rear Window Wiper (949), Rear WINDOW Wiper Command, Rear Window Wiper, Rear Wiper, Rec Motor, Recirc. Door Actuator Position, Recirculation Motor, Recirculation Pump, Repetition Driver Door Open For MTA (NCR), Repetition driver door open for MTA (Robotic Gear), Reverse Gear Lights And Electrochromic Mirror Command, Reverse Gear Lights, Reverse Lamp, Right (Front/Central/Rear) Turn Lights, Right (Front-Central-Rear) Turn Lights, Right (Front-Rear) Parking Lights, Right Air Mix Motor, Right Air Mixing Motor, Right DRL, Right Front Park Lamp, Right Front Turn Light-Lateral, Right Parking Lights, Right Rear Tail Light (Fixed), Right Rear Tail Light, Right Rear Turn Lights (EMEA), Right Rear Turn-Stop (NAFTA), Right SBL Command, Right Temp. Door Actuator

Position, Right Turn Indicator, Right Turn Lights, Right turn signal lamp indication, Right Turn Signal Lamp, Safety Indication Adaptive Cruise Control, Safety Indication Forward Collision Warning, Safety Indication Normal And Adaptative Cruise Control, Safety Indication Normal Cruise Control, Safety indication, SBMT (Supply Battery Monitoring Time), SBMT 0, SBMT -Supply Battery Monitoring Time, SBMT, SBMT2 (Supply Battery Monitoring Time), Screen Test Pattern, SDAR Station Selection, SDC Status Red LED, SDC Status White LED, Seat Belt Lamp, Seek Status Tuner AM-FM, Seek Status Tuner DAB, Seek Status, Set All Backlight Leds At PWM Value, Set All Functional Leds At PWM Value, SET PWM Display (Brightness), Setting Dimming Levels (DISPLAY), Shift Lock Coil Command, Shift Lock Command, ShiftLock, Side Marker Front, Side Marker Lamps, Side Marker Lights Rear -T1 (952), Side Markers Command, Side markers, Siren Test, Speaker Quadrant Selection, Sport Led, SS Command LED, SS LED command, Step Light, Stop - Position - Turn Left Light 1, Stop - Position - Turn Left Light 2, Stop - Position - Turn Right Light 1, Stop - Position - Turn Right Light 2, Stop - Position Left Light 1, Stop - Position Left Light 2, Stop - Position Right Light 1, Stop - Position Right Light 2, Stop Start LED, Stop And Start Led, Stop Lamp, Stop Light Left, Stop Light Right, Stop Parking Lights Left, Stop Parking Lights Right, Stop Parking Turn Lights Left 1, Stop Parking Turn Lights Left 2, Stop Parking Turn Lights Right 1, Stop Parking Turn Lights Right 2, StopStart LED Command, StopStart LED, Street Bending Light (SBL) Left, Street Bending Light (SBL) Right, Sunroof Abilitation, Tail LAMP Parking Light Left Command, Tail LAMP Parking Light Right Command, Tail LAMP Stop Light Left Command, Tail LAMP Stop Light Right Command, Tail Or Tail Side Marker Rear Left -T1 (949), Tail Or Tail Side Marker Rear Right -T1 (949), Tail Rear Right And Left -T2 (949), Tail Stop Or Tail Stop Turn Rear Left -T1 (952), Tail Stop Or Tail Stop Turn Rear Right -T1 (952), Tail Stop Rear Left -T2 (952), Tail Stop Rear Right -T2 (952), Tone Test, Treble Level Settings, Treble Settings, Trunk Lamp, Trunk Latch Command relay, Trunk Light + Inadvertent Lights, Trunk Light Command, Trunk Light, Trunk Opening Relay Command, Trunk Opening Relay, Trunk Release Relay Command, Trunk Release Relay, Turn - Rear backup Left Light, Turn - Rear backup Right Light, Turn Front Lateral Lights Left, Turn Front Lateral Lights Right, Turn Front Light Left, Turn Front Light Right, Turn Light Front - Lateral Left, Turn Light Front - Lateral Right, TURN Light Front Left Command, Turn Light Front Left, TURN Light Front Right Command, Turn Light Front Right, TURN Light Lateral Left Command, TURN Light Lateral Right Command, Turn Light Rear - Lateral Left, Turn Light Rear - Lateral Right, Turn Rear Backup Left Light, Turn Rear Backup Right Light, Turn Rear Lateral Lights Left, Turn Rear Lateral Lights Right, Turn Rear Light Left -T1 (EMEA), Turn Rear Light Right -T1 (EMEA), Turn Stop Rear Left Light -T1 (NAFTA), Turn Stop Rear Right Light -T1 (NAFTA), UGDO (Universal Garage Door Open) enable command, Universal Garage Door Open, Unlock doors command, Unlock Doors, User Interface Test, Vehicle Speed Cluster, Video Input, VSO Regeneration Command, Welcome Lights Command, Window Heater Led, Window Lifter Switch Enable, Windshield heater, Windshield Heating, Windshield Washer Command, Windshield Washer Relay, Windshield Washer, Windshield Wiper Relay, Windshield wiper, Wiper Status



Bosch Automotive Service Solutions Inc.

28635 Mound Road

Warren, MI 48092

USA

tech@boschdiagnostics.com

855-267-2483