

Bosch ADS Software Update – April 2026

Ver 7.3

<https://www.boschdiagnostics.com/diagnostic-systems>

Version 7.3 update includes more model year **2026** vehicle coverage, a large update to Mercedes-Benz Secure Access vehicles, and additional **ADAS** calibrations.

Exciting **new software features** for ADS X brands includes:

- Mercedes-Benz Secure Access for various 2020-2026 models using Seed & Key and CeBas security
- Home & Diagnostics pages UI Refresh

Over 6.1K new special tests & 2K new system applications included in this update.

Software and coverage feature details provided in these release notes.



ADS X



ADS

Software Highlights:

Mercedes-Benz Secure Access

This release adds diagnostic coverage for Mercedes-Benz vehicles protected by CeBaS (Certificate Based Automotive Security), using Seed & Key (S&K) authentication via MBA unlock. No AutoAuth subscription required.

Supported Mercedes-Benz makes and models are listed on page 11.
To access, follow the instructions below:

Mercedez- Benz unlock process when user does not have a SingleKey ID account

- 1) After clicking Diagnostics, select your Mercedes-Benz vehicle. Ensure the key is ON and the engine is OFF (Fig 1).

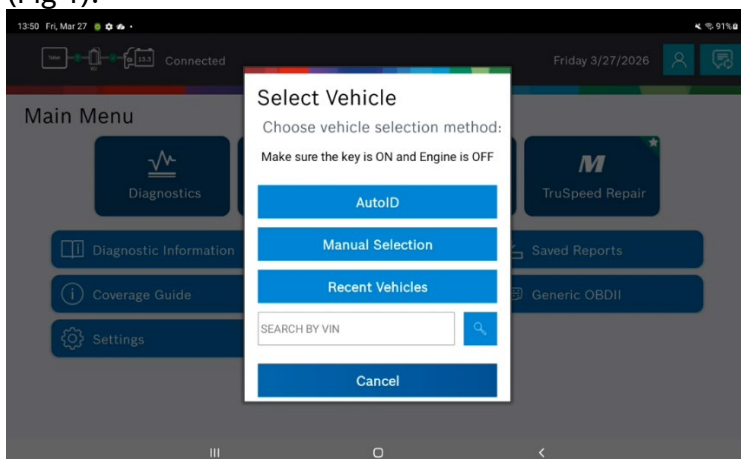


Fig 1

- 2) The tool will identify the vehicle via VIN. Confirm the correct vehicle match and select it (Fig 2).

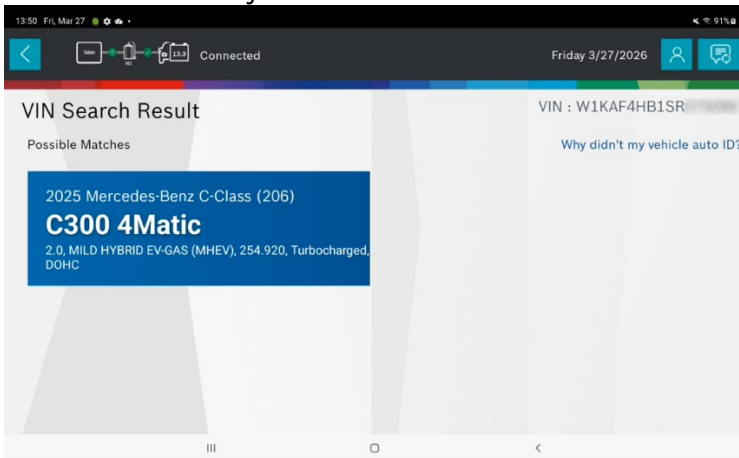


Fig 2

- 3) A notice will appear confirming this version of software has Gateway Module unlock functionality. Wi-Fi internet connection is required to unlock the Gateway module. Press OK. (Fig 3).

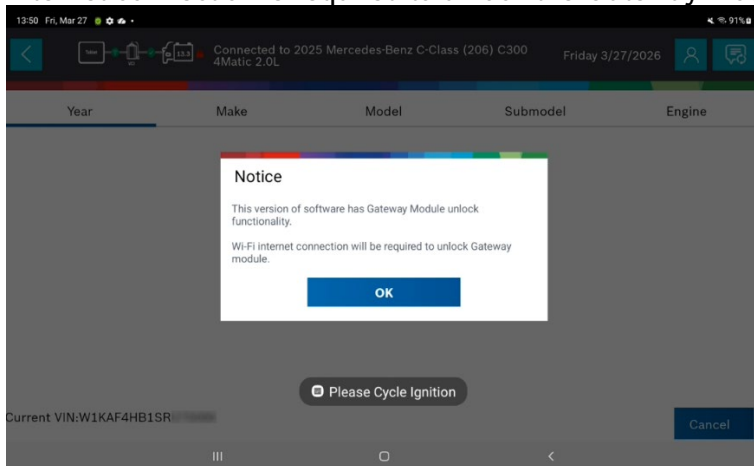


Fig 3

- 4) Confirm the key is ON and the engine is OFF when prompted by the Special Warning, then press OK. (Fig 4).

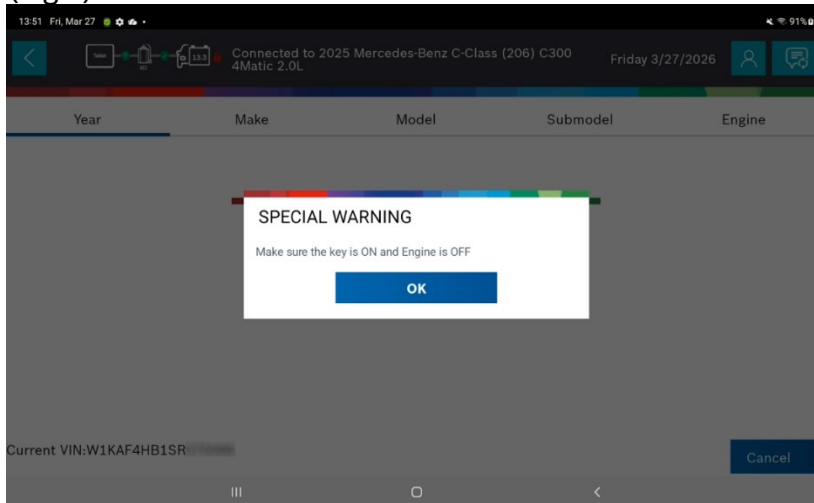


Fig 4

- 5) The tool will automatically connect to the Gateway Service and begin initializing vehicle communications. Do not disconnect or power off the vehicle during this process. (Fig 5).

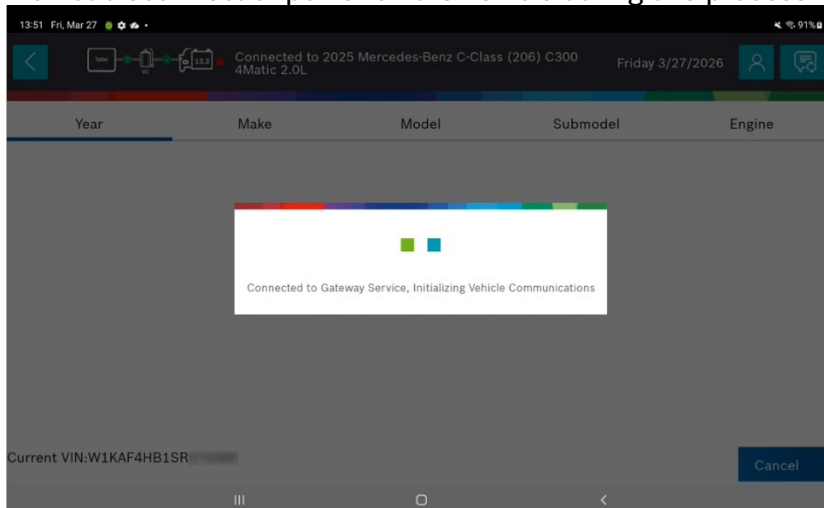


Fig 5

- 6) The tool will authenticate vehicle controllers and deploy unlock commands (steps 1 through 5). This process is automatic — do not interrupt the connection. (Fig 6, 7, 8, 9, 10, 11)

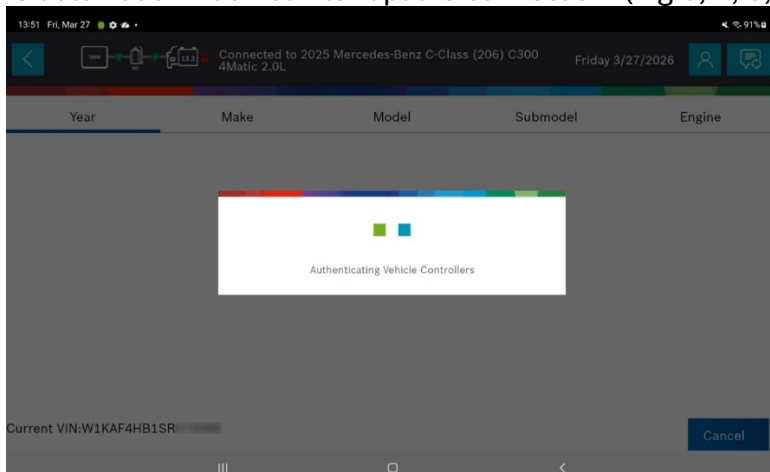


Fig 6

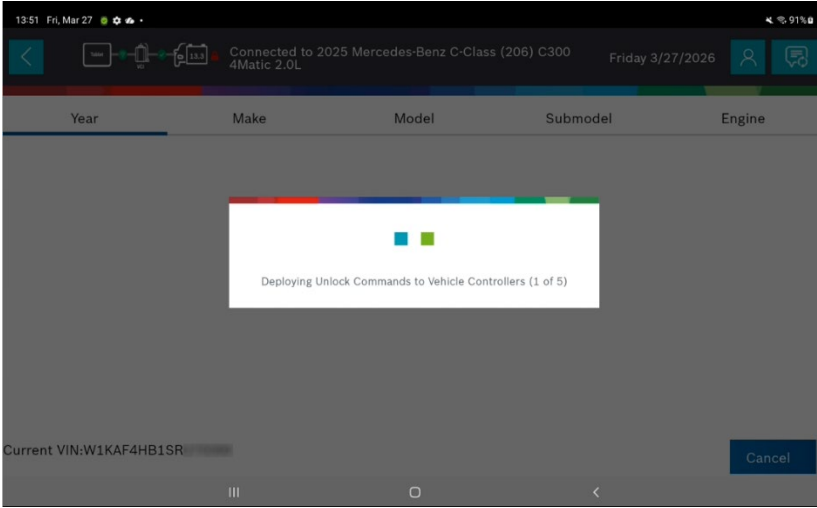


Fig 7

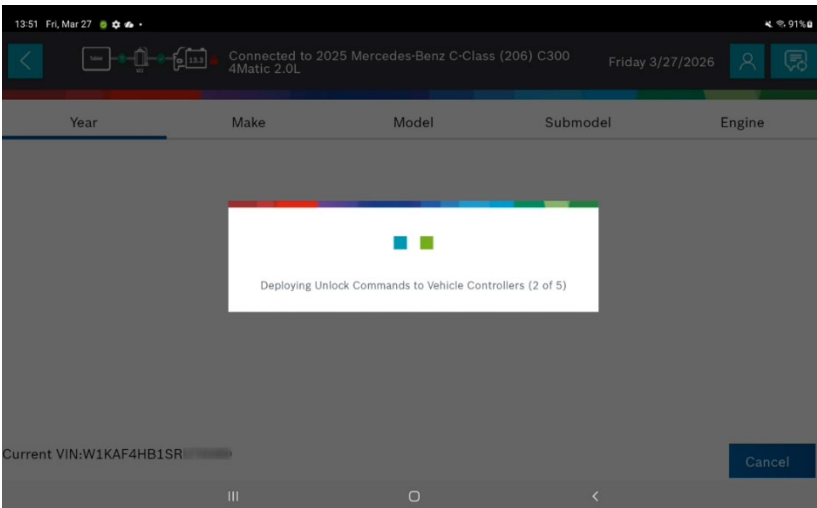


Fig 8

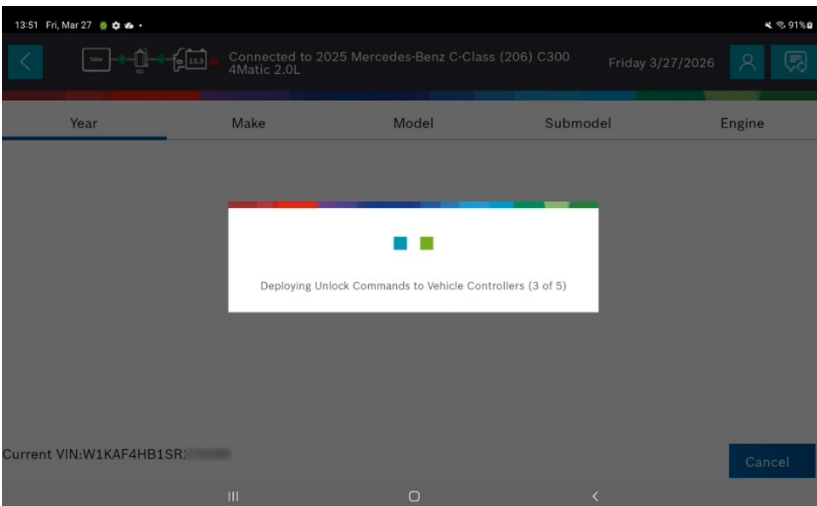


Fig 9

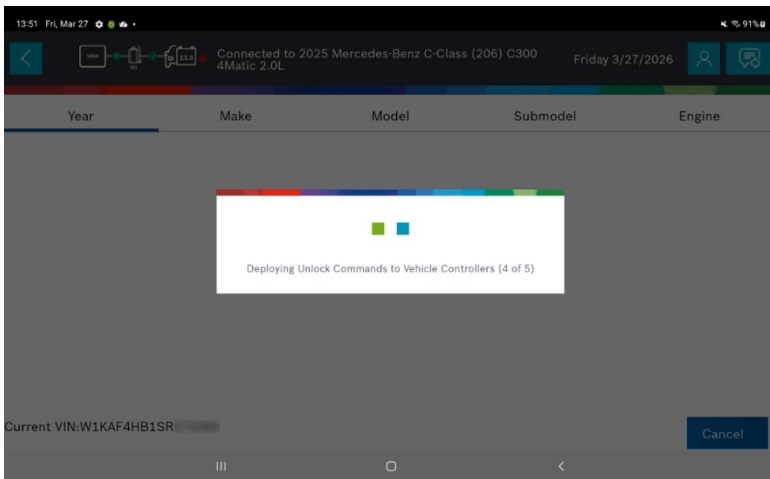


Fig 10

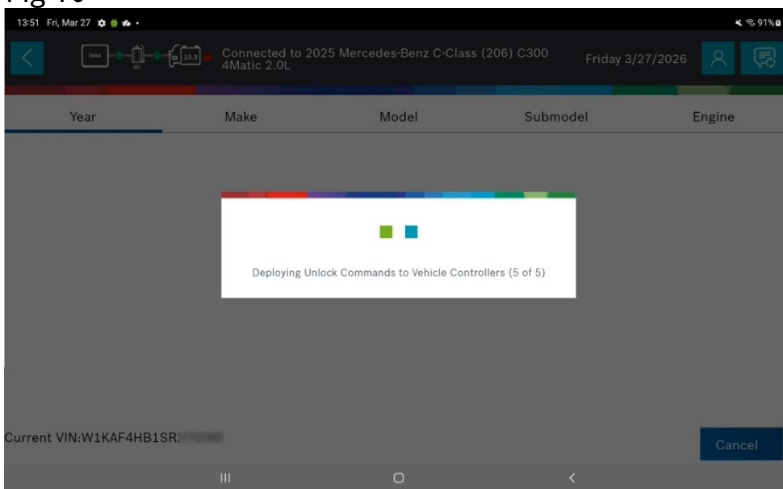


Fig 11

- 7) The Bosch sign-in page will open in the browser on the ADS tool. Enter the email address to use for logging in and press Next. (Fig 12)

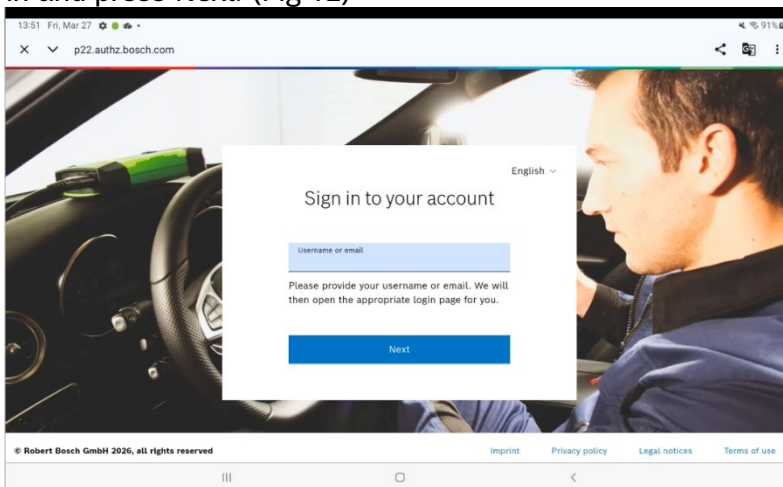


Fig 12

- 8) The SingleKey ID sign-in screen will be shown. Email address should be entered if not already populated. Press Continue. (Fig 13).

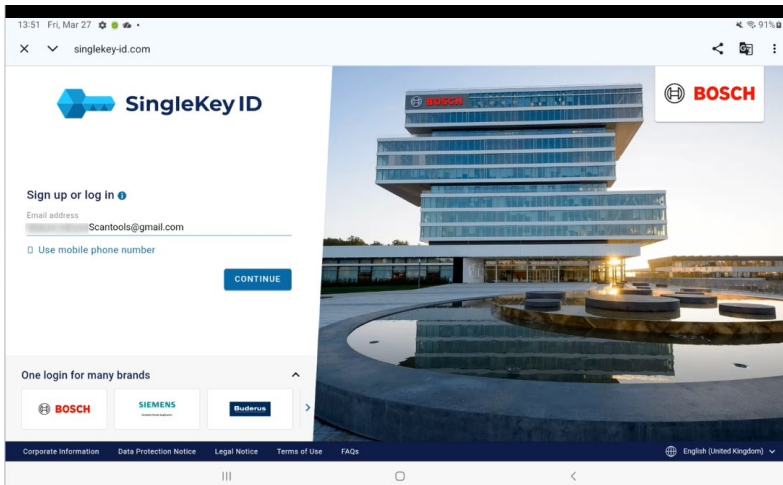


Fig 13

- 9) If an account does not exist for the email address entered, the user will be prompted to create a new SingleKey ID. Press Create New SingleKey ID. (Fig 14).

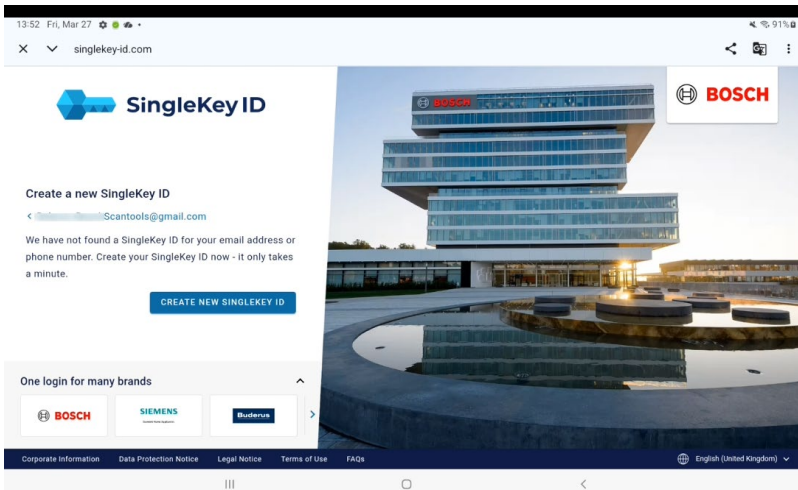


Fig 14

10) Enter the password to use with the account. Password must be a minimum of 8 characters and include upper and lower case letters and numbers. Press Continue. (Fig 15).

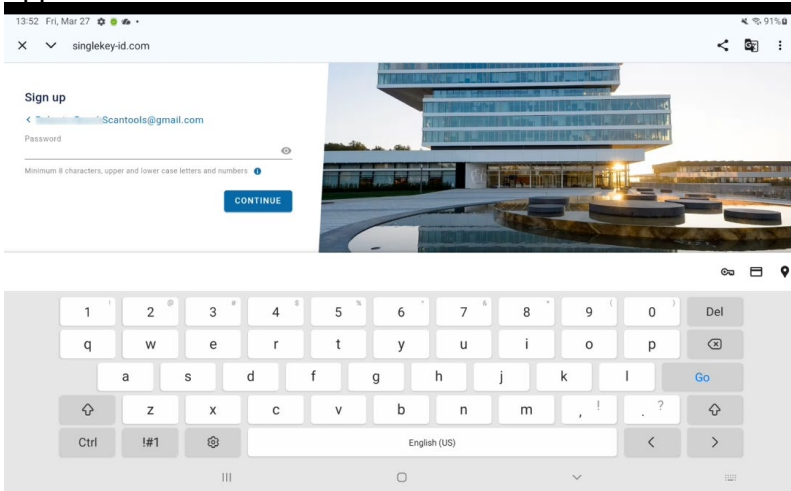


Fig 15

11) Select the country you are located in, agree to the Terms of Use, and press Continue to complete the account setup.(Fig 16).

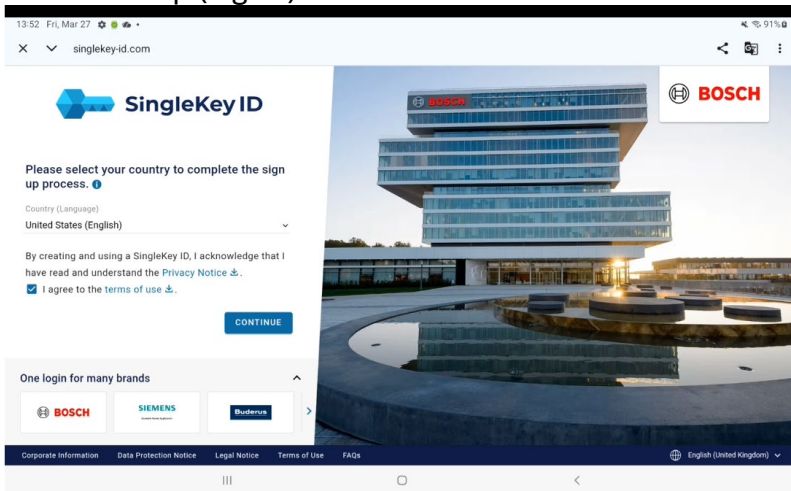


Fig 16

- 12) Verify the email that was used to sign up by opening the email sent from the SingleKey ID team and entering the six-digit security code. The code is valid for 30 minutes. If you do not receive the code or take longer than 30 minutes, you can request a new code. New codes can only be requested after 30 seconds since the last code was sent. Press Finish Signup. (Fig 17).

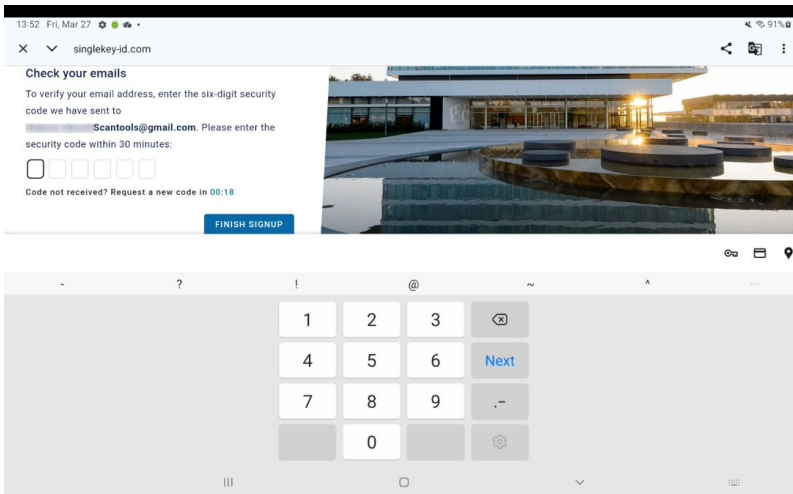


Fig 17

- 13) Finish setting up your profile by entering your first and last name, agreeing to the Terms of Use, and pressing Submit. (Fig 18).

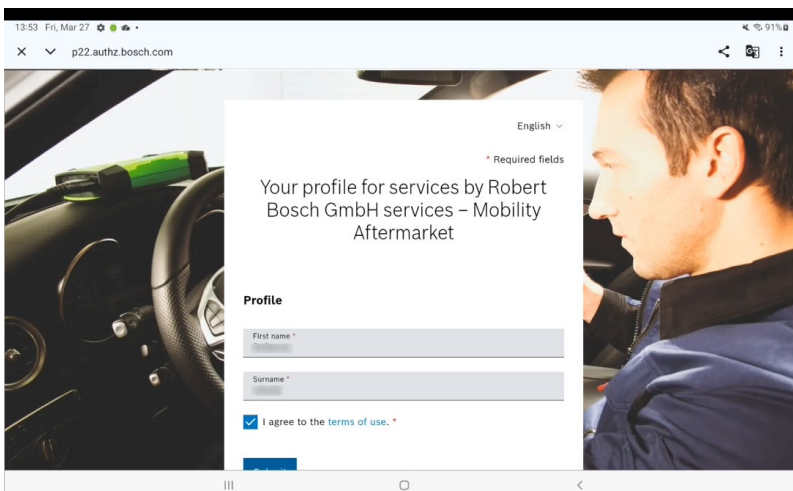


Fig 18

- 14) Accept the Secure Diagnostic Access (SDA) license condition by checking the privacy acknowledgement box and pressing Submit. (Fig 19).

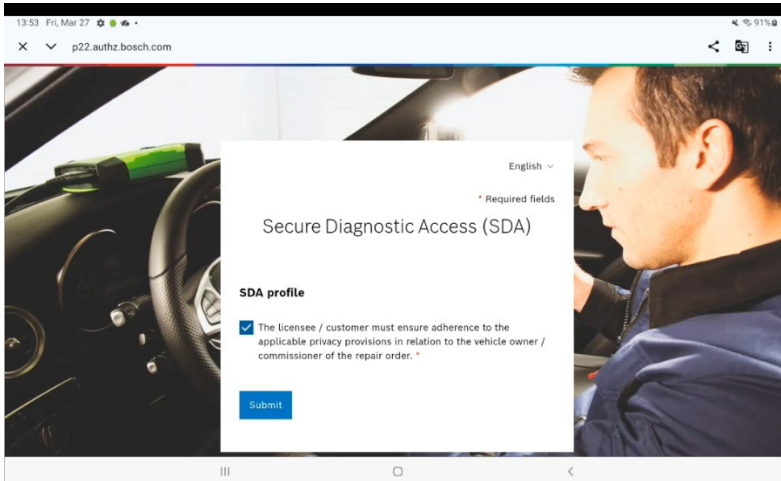


Fig 19

- 15) The Diagnostic Application will return to the ADS tool and begin initializing the Secure Gateway Unlock.(Fig 20).

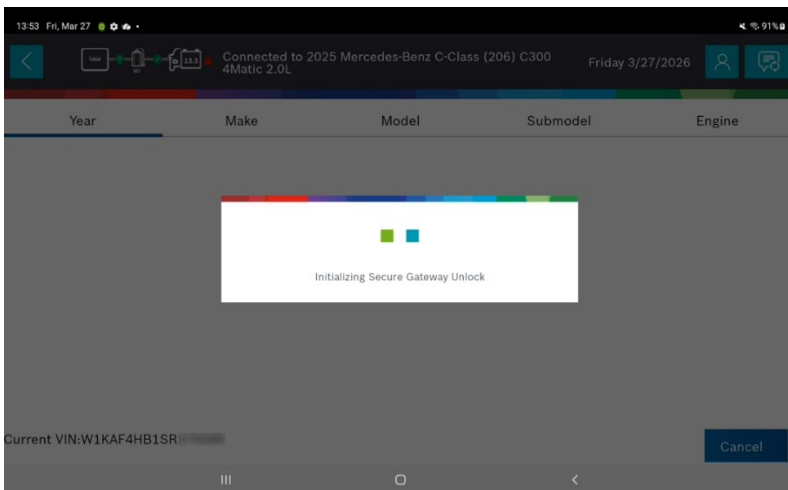


Fig 20

- 16) Once the unlock completes, the Diagnostics menu will be displayed with a "Vehicle Unlock Successful" confirmation. All diagnostic functions are now accessible. (Fig 21).

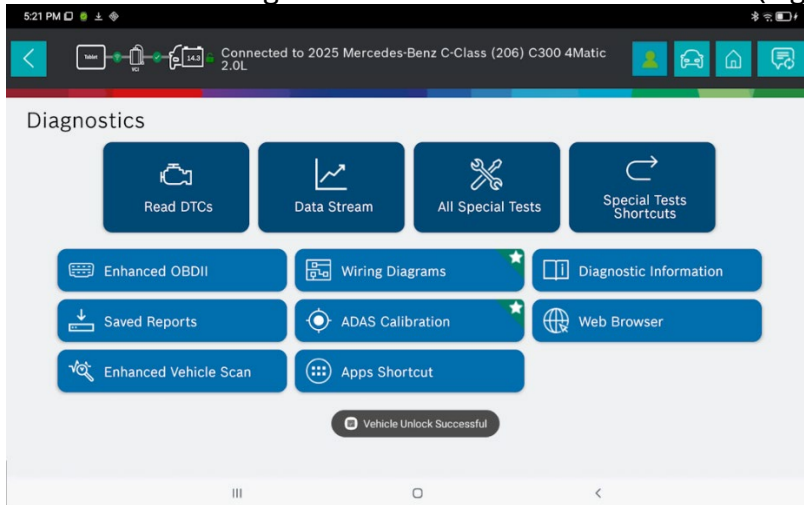


Fig 21

Mercedes- Benz unlock process when user already has SingleKey ID account

- 1) After clicking Diagnostics, select your Mercedes-Benz vehicle. Ensure the key is ON and the engine is OFF.
- 2) Press OK on the Gateway Module unlock notice and the Special Warning prompt.
- 3) The tool will connect to the Gateway Service and begin initializing vehicle communications.
- 4) Enter the email address associated with your SingleKey ID account on the Bosch sign-in page and press Next.
- 5) The SingleKey ID sign-in screen will be shown. Email address should be entered if not already populated. Press Continue.
- 6) Enter your password when prompted and press Continue.
- 7) Accept the SDA license condition if prompted and press Submit.
- 8) The Diagnostic Application will then continue with the diagnostic test being run. The Diagnostics menu will display "Vehicle Unlock Successful" once the process completes.

Main Menu and Diagnostic Menu Refresh

New and improved UI refresh based on the latest market research and user feedback, the new menu screens are shown below. (Fig 22, 23)

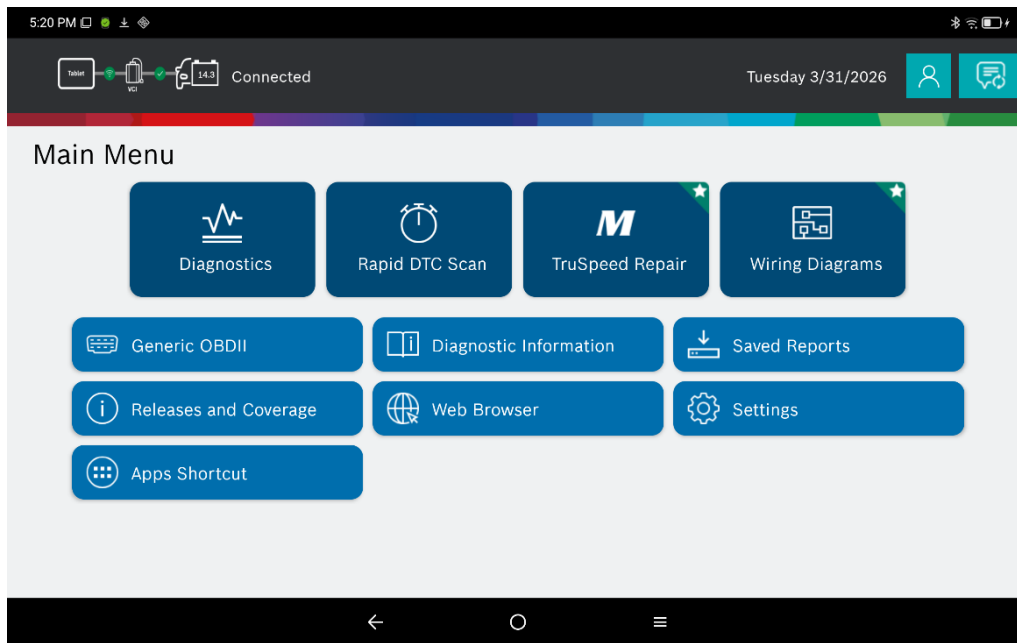


Fig 22

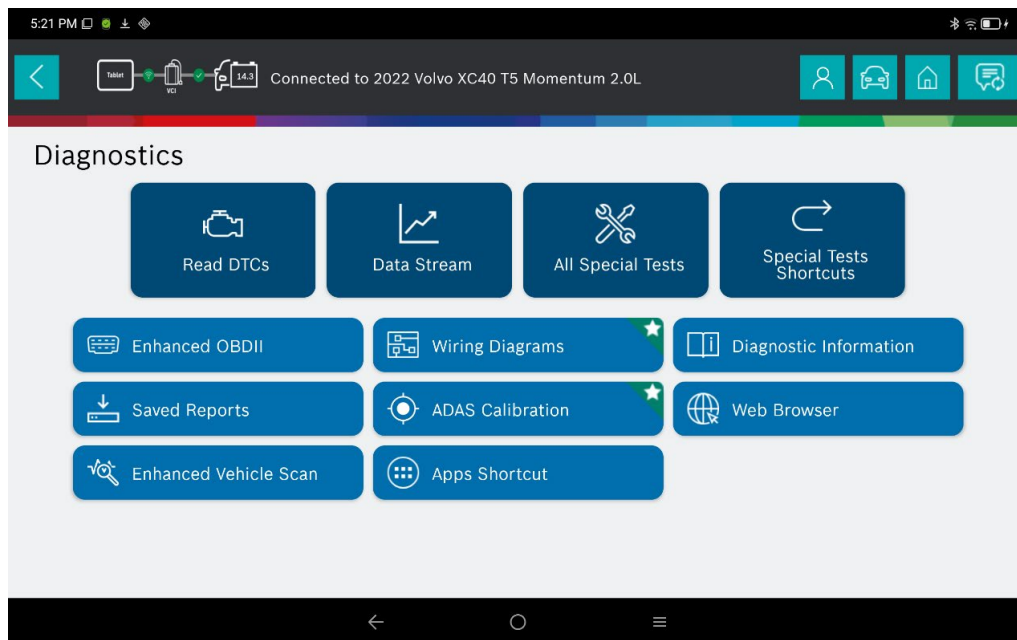


Fig 23

Coverage Highlights: (More Details start on Page 13)

2026 Coverage added – DTC, Data support and Bi-Directional functions

- **BMW** – 228 Gran Coupe, 228i xDrive Gran Coupe
- **Ford** – Mustang Mach-E
- **Honda** – Pilot
- **Infiniti** – QX80
- **Genesis** – G80, G90
- **Mazda** – CX-30, CX-50, Mazda3
- **Mitsubishi** – Eclipse Cross, Outlander Sport
- **Nissan** – Armada, Kicks
- **Subaru** – Ascent
- **Toyota** – Mirai
- **Mercedes-Benz additions:**
 - MY2020-2022: EQC400 4Matic
 - MY2021-2026: AMG GT 43 Base, AMG GT 53 Base
 - MY2021-2023: AMG GT 63 Base, AMG GT 63 S Base
 - MY2021: AMG GT Base, AMG GT Black Series Base, AMG GT C Base, AMG GT R Base, AMG GT R Pro Base, AMG GT S Base
 - MY2022-2025: EQB 350 4Matic
 - MY2023: C43 AMG 4Matic, C63 AMG S Base, CLA45 AMG 4Matic, E350 Base, E450 Base, E53 AMG 4Matic, E63 AMG S 4Matic, E63 AMG S 4Matic+, GLC300 4Matic, GLC300 Base, GLC43 AMG 4Matic, Metris Base, Sprinter 1500 Base
 - MY2023-2024: C300 4Matic, C300 Base, E350 4Matic, E450 4Matic, G63 4x4 Squared AMG Base, GLE53 AMG 4Matic, GLE63 AMG S 4Matic
 - MY2023-2025: EQB 250+ Base, EQB 300 4Matic
 - MY2023-2026: CLA250 4Matic, CLA250 Base, CLA35 AMG 4Matic, G550 Base, G63 AMG Base, GLE350 4Matic, GLE350 Base, GLE450 4Matic, GLE450 SUV 4Matic, GLE53 AMG SUV 4Matic+, GLE580 4Matic, GLE63 AMG S SUV 4Matic+, GLS450 4Matic, GLS580 4Matic, GLS63 AMG Base, Maybach GLS600 4Matic, Sprinter 2500 Base, Sprinter 3500 Base, Sprinter 3500XD Base
 - MY2024-2026: AMG GT 63 4Matic+, AMG GT 63 S E Performance Base, CLA45 AMG S 4Matic+, eSprinter Base, GLA250 4Matic, GLA250 Base, GLA35 AMG 4Matic, GLB250 4Matic, GLB250 Base, GLB35 AMG 4Matic, GLE450e 4Matic
 - MY2025: G580 Edition ONE
 - MY2025-2026: AMG GT 43 4Matic+ , GLE53 AMG 4Matic+, GLE63 AMG S 4Matic+

Multiple Models and Years Coverage added - Bi-Directional functions

**All Dynamic ADAS calibrations are included in standard ADS Tool Subscription. Static calibrations that require ADAS targets and fixtures require additional ADAS Subscription used with ADS 625/625X.*

New Coverage Details – USA Domestic

New Chrysler/Dodge/Jeep/Ram Coverage

128 new Adjustment type special tests:

ABS Bleed Brakes, ABS Initialization, Active Grill Shutter Replaced, Actuator Calibration, AMP Non ANC Qualifier, Auto High Beam Demo Mode Test, Bleed Brakes, Brake Pedal Calibration, Brake Pedal Learn, CAM Crank Relearn Routine, Change Country Code, Channel Output Test, Check PCM VIN, Clear All Learned Seat Parameters, Clear DEF Pump Learned Offset Values, Clear Engine Auto Restart Crank Counter, Clear Learning Value, Clear Stored Accumulated Fuel Mass, Clear TPM Sensor Rolls Test Results, Clear Variable Line Pressure Counters, Closed Coupled Replacement, Configure License Plate Size, Coolant Three Way Valve Replaced, Diesel Particulate Filter Regeneration, DPF Pressure Sensor Reset, DPF Regen (Stationary Desoot), DPF Regen, DPF Replacement, Driving Regeneration Request, Dual Alternator Enable/Disable, Dual Fuel Tank Enable / Disable, ECU Replacement With Value Transfer, EGR Coolant Regeneration, EGR Low Pressure Learn, EGR System Test, EGS Initialization, Emissions Rolls Test Mode, Enable / Disable Vehicle Features, Enable/Disable Seatbelt Minder Chime, Engine Idle Shutdown Feature Enable/Disable, Exhaust Phaser 1 Cleaning, Exhaust Phaser 2 Cleaning, Exit in Plant Mode, Exit Shipping Mode, FCM Enable Emissions Rolls Test Mode, Fleet Pin Reset, Front Axle Disconnect Feature, Headlamp Leveling, HVAC Actuator Calibration Test, Idle Shutdown Timer Adjustment, Initialize ABS, Initialize Cluster Configuration w/o Odometer Affect, Initialize CVT, Initialize ORC, Injector Quantity Adjustment, Intake Phaser 1 Cleaning, Intake Phaser 2 Cleaning, Key FOB Identification, Key Fobs Linked To Memory, KeySense PIN Reset, Learn ETC, Light Rain Sensor Calibration, Manual Logistic Mode Procedure Enable, Mass Air Flow Sensor Initialization, Microphone Output Short Test, Microphone Tone Test, Most Recent Cool Down Test Results, New Engine Installed, Non-Volatile Memory Reset, Oil Change Light Reset, Oil Change Monitor Type, Oil Life Restore, Program Engine Serial Number, Program Tire Sensor Identifications, Program Tire Size, Program Variant Coding, PTO RPM Adjustment, PTO Settings, Quick Learn, Quicklearn 62TE, Quicklearn Non RFE, Quicklearn RFE, RAM Active Air Box Calibration, Remote Start Temporary Disable, Reset Adaptive Values, Reset After Replacement Of Lambda Sensor, Reset ECU, Reset Enhanced Automatic Oil Change Indicator, Reset Error Free Operation Time to 40 Hours, Reset H2O Lamp, Reset Injector Compensation Values, Reset Memory, Reset of Lambda Values, Reset of SCR Long Term Adaptation Factor, Reset SCR Mileage Counter to 200 Miles, Reset VCM Adaptives, Reset Zero Fuel Quantity Calibration, Rollover Detection, SCR DEF Tank Fluid Level Filter Reset, SCR System After ECU Replacement Procedure, SCR System Catalyst Reset, SCR System Dosing Module Replacement, SCR System Pressure Line Replacement, SCR System Tank or Pump Replacement, SCR System Wiring Harness Replacement, Sensor Wiring Test, Service Procedures, Set Axle Type, Set Max Cruise Speed, Set Max Vehicle Speed, Set Ride Height Level, Snorkel Output Test, Standardization, Store Learned TCU Adaptives, System Air Mass/Pressure/Ride Height Readings, TCC Break In, TCM Reset Learned Adaptives Routine, Tip Start Temporary Disable, Tire Pressure Sensor Registration, TLC Learn, Turbo Actuator Pre-Align / Self Calibrate, Update Pressure Thresholds, Valve Body Solenoid Learn, VGT Learn, VGT Sector Gear Hysteresis Test, View/Reset Duty Cycle Maps, Write Pinion Factor, Write VIN

999 new Actuation type special tests:

1st Gear Clutch Test (62TE), 1st Gear Clutch Test (Non-RFE), 1st Gear Clutch Test (RFE), 2/4 Clutch Volume Index Check, 2-3 Skip Shift Solenoid Control State, 2-4 Solenoid State, 2-4 Solenoid, 2C Or 2-4 Solenoid, 2nd Gear Clutch Test (62TE), 2nd Gear Clutch Test (Non-RFE), 2nd Gear Clutch Test (RFE), 2nd Prime Gear Clutch Test (RFE), 3rd Gear Clutch Test (62TE), 3rd Gear

Clutch Test (Non-RFE), 3rd Gear Clutch Test (RFE), 4C Solenoid State, 4C Solenoid, 4th Gear Clutch Test (62TE), 4th Gear Clutch Test (Non-RFE), 4th Gear Clutch Test (RFE), 4WD Auto, 4WD LED, 4WD Low, 4WD, A/C Compressor Clutch Relay Control State, A/C Select, A/C, ABS fault Lamp, ABS Light, ABS, A-C Compressor Clutch Relay Control State, AC emergency shut off, AC Indicator, A-C INDICATOR, AC Off For Vehicle Manoeuvring, AC Request, A-C Request, A-C Select, Activate Driver and Passenger Head Restraints, Activate Fuel Lift Pump, Active Exhaust Valve 1, Active Exhaust Valve 2, Active Grill Shutter Test, Actuate All Heaters, Actuate All Vents, Actuator Test For SCR Device Relay, Actuator Test For Scrdevrly, Actuator Test Of Urea Back Flow Pump Actuator, Adjustable Pedal Disable Relay, Aftertreatment System Performance Test, Air Bag Light, Air Bag, Air Condition Relay Control, Air Condition, Air Dam Test, Air Suspension Leakdown Test, All Doors/Central Locks, All Doors-Central Locks, Alternator Current Limit, Alternator Field Control State, Alternator Field Duty Cycle, Alternator Field Duty-Cycle, Alternator Output Voltage Setpoint, Alternator Test, Alternator Voltage Set Point Value, Ambient Temperature, AMP Output Short Test, AMP Output Tone Test, ANC Output Short Test, Antenna Power, Approach Light State, Auto Indicator, AUTO LED, Auto Shutdown (ASD) #1 Relay Control State (Left Bank), Auto Shutdown (ASD) #2 Relay Control State (Right Bank), Auto Shutdown (ASD) Relay Control State, Auto Shutdown Relay Control State, Auxiliary Coolant Pump, Auxiliary Fuel Pump, Average Ambient Temperature, Backlight Control, Backlight Control-Backlight PWM1, Backlight Control-Backlight PWM2, Backlight Control-Backlight PWM3, Backlight Control-Backlight PWM4, Backlight Control-Backlight PWM5, Backlight Control-Backlight PWM6, Backlight Control-Blue Driver/Passenger Temp Down, Backlight Control-Display PWM, Backlight Control-HVAC Recirc/AC/Front Def/Rear Def, Backlight Control-LED Jewel Indicator auto, Backlight Control-LED Jewel Indicators excluding Auto, Backlight Control-Red Driver/Passenger Temp Up, Hazard, Backlight Control-Sapphire Blue Enter/Mute Knobs, Backlight Control-Sapphire Blue HVAC Auto/Fan Off, Backlight Control-Sapphire Blue Knob Halo Rings, Backlight Control-Sapphire Blue Lower Row Switchbank Buttons, Backlight Control-Sapphire Blue Screen Off, Back Buttons, Backup Alarm, Baggage Lamps, Balance Settings, Bass Settings, Battery Voltage Output, Bed Lamp, Blind Spot Indicator State, Blue Cooled Seat Indicators, Blue Temperature Bar, Boost Low Pressure Actuator, Boost Pressure Actuator, Boost Pressure, Brake Light, BSM State, BTSI Coil Output Control, BTSI Control, BTSI Solenoid, Button 14 (Spare), Button 16 (Spare), Button 24 (Spare), Button 8 (Spare), Buttons/Encoder Control-Button 1 (Front Defrost), Buttons/Encoder Control-Button 10 (FCW), Buttons/Encoder Control-Button 12 (Back), Buttons/Encoder Control-Button 13 (Screen Off), Buttons/Encoder Control-Button 14 (ESP), Buttons/Encoder Control-Button 16 (PTS), Buttons/Encoder Control-Button 17 (Mute), Buttons/Encoder Control-Button 18 (Enter), Buttons/Encoder Control-Button 19 (Rear Defrost), Buttons/Encoder Control-Button 2 (Driver Temp Up), Buttons/Encoder Control-Button 20 (Passenger Temp Down), Buttons/Encoder Control-Button 21 (Auto), Buttons/Encoder Control-Button 22 (Driver Temp Down), Buttons/Encoder Control-Button 23 (Recirc), Buttons/Encoder Control-Button 3 (Fan Off), Buttons/Encoder Control-Button 4 (Driver Temp Up), Buttons/Encoder Control-Button 5 (AC), Buttons/Encoder Control-Button 9 (Eco), Buttons/Encoder Control-Rotary 1 Detents (Volume), Buttons/Encoder Control-Rotary 1 Direction (Volume), Buttons/Encoder Control-Rotary 2 Detents (Fan), Buttons/Encoder Control-Rotary 2 Direction (Fan), Buttons/Encoder Control-Rotary 3 Detents (Tune), Buttons/Encoder Control-Rotary 3 Direction (Tune), Buttons/Encoder Control-Rotary 4 Detents, Buttons/Encoder Control-Rotary 4 Direction, Buzzer Control, Cabin Temperature Sensor, Cargo Lamp, Catalyst Efficiency Test, CEGR H-Bridge Valve Duty Cycle, Center Stop Lamp, Channel 1 Audio Control, Channel 10 Audio Control, Channel 11 Audio Control, Channel 12 Audio Control, Channel 2 Audio Control, Channel 3 Audio Control, Channel 4 Audio Control, Channel 5 Audio Control, Channel 6 Audio Control, Channel 7 Audio Control, Channel 8 Audio Control, Channel 9 Audio Control, Charge Air Cooler Coolant Pump, Check Engine MIL Lamp, Check PCM Odometer, CHMSL Lamp, Clutch Signal To ECM Output Control, CNG Injector Relay, CNG Shut Off Relay, CNG/Gasoline

Forced Fuel Type, Cold Start Aid Driver 1 Output, Cold Start Aid Driver 1, Compression Test, Compressor Circuit Test, Compressor Current, Control the steering column, Convenience/Reading Lamp, Convenience-Reading Lamp, Coolant High Temperature Auxiliary Electric Pump, Coolant Temp LEDs, Coolant Temperature, Coolant Three Way Valve Test, Cooldown Test, Cooled EGR H-Bridge Valve System Test, Cooled Seat Driver High Indicator, Cooled Seat Driver Low Indicator, Cooled Seat Driver Med Indicator, Cooled Seat Passenger High Indicator, Cooled Seat Passenger Low Indicator, Cooled Seat Passenger Med Indicator, Cooler Bypass Valve, Cooling Valve Position, Courtesy Lamps, Crankcase Ventilation Heater, Crankcase Ventilation, Cyl 1 Deactivation Sol Cntrl State, Cyl 6 Deactivation Sol Cntrl State, Cyl 7 Deactivation Sol Cntrl State, Cylinder 1 Deactivation Solenoid Control State, Cylinder 4 Deactivation Solenoid Control State, Cylinder 4 Deactivation Solenoid, Cylinder 6 Deactivation Solenoid Control State, Cylinder 7 Deactivation Solenoid Control State, Cylinder Balance Test, DC Clutch Volume Index Check, Dedicated DRL Lamp Left, Dedicated DRL Lamp Right, DEF (Reductant) Pressure Line Heater Test, DEF (Reductant) Tank Heater Test, DEF Dosing Injection Quantity, DEF Reductant Doser Prime Override Test, DEF Reductant Doser Pump Override Test, Diesel Cabin Heat 1, Diesel Cabin Heat 2, Diesel Cabin Heat 3, Diesel Cabin Heater #1, Diesel Cabin Heater #2, Diesel Cabin Heater #3, Diesel Cabin Heater 1, Diesel Cabin Heater 2, Diesel Cabin Heater 3, Diesel Cabin Heater 4, Diesel Fuel Heater Relay, Digital Inputs1 High Memory, Disable Level Control, Display Start Inhibit Data, Door Ambient Light State, Door Courtesy Lamp State, Door Handle Power Control, Door Handle Verification Test, Double Start Override Relay, DPF Lamp, DPF Reset Option, DR Solenoid, Driver Cooled Seat, Driver Heated Seat, Driver Side Seat Belt, Driver Temp Detents, Driver Temp Rotary Direction, DRL, DTI FUEL TRANSFER RLY, DTI LTR CLNT PMP, DTI SPRCHRGR BPV MOTOR, DTI TPBV Status, DTI VVL SOL1, DTI VVL SOL2, DTI VVL SOL3, DTI VVL SOL4, Dual Speed Fuel Pump Relay, Dual Speed Oil Pump Status, Dual Speed Oil Pump, Dual Tank Aux LP Relay, Duct Sensor - Floor Left, Duct Sensor - Floor Right, Duct Sensor - Panel Left, Duct Sensors -Panel Right, Duty Cycle Purge Solenoid, Easy Entry/Exit, EBL Status, EC Mirror State, ECVD Compressor PWM Command, ECVD Compressor PWM Command~ECVD Compressor PWM Command, EGR Cooler Bypass, EGR DC Motor Sol Vlv Recir Vlv, EGR Duty Cycle, EGR Hi Pressure Motor Test, EGR Positioner, EGR Throttle Valve, EGR Valve Actuator Test, EGR Valve Replaced, EGR Valve Solenoid Duty Cycle, ELCM Forced Monitor Test, Electric Thermostat Heater Solenoid Duty Cycle, Electric Thermostat Heater Solenoid, Electric Thermostat Heater, Electric Vacuum Pump, Electric Wastegate Valve, Electronic Stability Control Off, Electronic Stability Control, EMCC VLP Solenoid, Emissions Rolls Test Mode Is Active, Engine After Run Coolant Pump, Engine Check Lamp [MIL], Engine Digital Fan 1, Engine Digital Fan 2, Engine Off Injector Toggle Test, Engine RPM Control, Engine Running Injector Kill Test, Engine Speed Output, Engine Temp LEDs, Engine Temperature, Engine Warm Up, Enter, EPB Warning Light, EQ Loudness Test, ESC Disable Lamp, ESC Indicator, ESC Malfunction Lamp, ESC Off, ESC, ESCL 12 Volt Feed Control, ESCL Unlock Control, ESIM Forced Monitor Test, ESM Power Supply, ESP Light, ETC Indicator Test, ETC Lamp, ETC System Test, ETC Throttle Follower Test, EVAP Purge Valve, Evaporator Temp Sensor, Evaporator Temperature Sensor, Exhaust Brake, Exhaust Gas Cooler Bypass Valve, Exhaust Gas Recirculation Valve, Extend Mileage With SCR Active Faults, Faceplate Controls-Eject, FAD Feedback Voltage, FAD Lock Request, FAD Supply Voltage, Fade Settings, Fan Clutch PWM Duty Cycle Output, Fan Clutch Test, Fan Rotary Detents, Fill Spring From Reservoir, First Pass Cool Down Test Results, Flipper Glass 2, Foot Well, Foot Well/Halo Lamps, Foot Well-Halo Lamps, Frequency Step Selection, Front Blower Control, Front Blower Motor, Front Blower Speed, Front Collision Off, Front Collison Off, Front Defrost Indicator, Front Defrost, Front Fog Lamps, Front Fog, Front Mode 1 Actuator Position, Front Mode 1 Defrost Actuator Position, Front Mode 2 Panel Actuator Position, Front Mode Actuator Position, Front Off Road Camera Washer, Front Washer, Front Wiper (High/Low), Front Wiper (High-Low), Front Wiper (On/Off), Front Wiper (On-Off), Front/Rear Washer, Front-Rear Washer, Fuel Filter Heater,

Fuel Filter Heating, Fuel filter water level warn lamp, Fuel Filter Water Level Warning Lamp, Fuel Injector 1 Control State, Fuel Injector 1, Fuel Injector 2 Control State, Fuel Injector 2, Fuel injector 3 Control State, Fuel Injector 3, Fuel Injector 4 Control State, Fuel Injector 4, Fuel Injector 5 Control State, Fuel Injector 5, Fuel Injector 6 Control State, Fuel Injector 6, Fuel Injector 7 Control State, Fuel Injector 7, Fuel Injector 8 Control State, Fuel Injector 8, Fuel Injector Balance, Fuel Injector Cleaning, Fuel Injector, Fuel Level LEDs, Fuel Level Output, Fuel Metering Unit Actuator, Fuel Metering Unit, Fuel Pre Supply Pump, Fuel Pressure Override, Fuel Pressure Regulated O/P (Bar), Fuel Pressure Regulator Valve, Fuel Pressure Regulator, Fuel Pump Relay Control State, Fuel Pump, Fuel System Run Up Test, Gas Injector Relay, Gated Park ZFII Output Control, Gated Park ZFII Output, Gear Position, Generator Ramp Time, Generator Speed Threshold, Glow Lamp, Glow Plug, Glow Relay, Grid Test, Head Rest Relay, Headlamp Washer, Heated Seat Driver High Indicator, Heated Seat Driver Low Indicator, Heated Seat Driver Med Indicator, Heated Seat Passenger High Indicator, Heated Seat Passenger Low Indicator, Heated Seat Passenger Med Indicator, Heated Steering Wheel, Height Sensor Check, HEV Belt-Driven Coolant Pump Clutch Relay, HEV Engine Aux Heater LIN Coolant Pump, HEV Engine Belt-Driven Coolant Pump Clutch Relay, HEV Fuel Tank Isolation Valve Solenoid, HEV TPIM Inverter LIN Coolant Pump, High Beam Light, High Beam, High Pressure Fuel Rail Test, High Pressure Fuel System Test, High Speed Engine Cooling Fan Control, High Speed Fan, Horizontal Motor Backward/Forward, Horn, HPCR Duty Cycle Output, HPCR Duty Cycle, HVAC Cool Down Test, HVAC Self Test, I/P Illumination, ICR-HCR Relay, Idle RPM Test, Ignition Coil 1, Ignition Coil 10, Ignition Coil 2, Ignition Coil 3, Ignition Coil 4, Ignition Coil 5, Ignition Coil 6, Ignition Coil 7, Ignition Coil 8, Ignition Coil 9, Ignition Run - Acc 1, Ignition Run - Acc 2, Ignition Run - Start, Ignition Run, Ignition RUN/ACC 1, Ignition RUN/ACC 2, Ignition RUN/START, Ignition RUN-ACC 1, Ignition RUN-ACC 2, Ignition RUN-START, Immobilizer Antenna Test, Indicator Control-A/C Indicator, Indicator Control-Auto Indicator, Indicator Control-FCW Indicator, Indicator Control-Front Defrost Indicator, Indicator Control-Indicator 1 (Auto), Indicator Control-Indicator 10 (SSO), Indicator Control-Indicator 11 (PPA), Indicator Control-Indicator 12 (LDW), Indicator Control-Indicator 2 (AC), Indicator Control-Indicator 3 (Recirc), Indicator Control-Indicator 4 (Front Defrost), Indicator Control-Indicator 5 (Rear Defrost), Indicator Control-Indicator 6 (ECO), Indicator Control-Indicator 7 (FCW), Indicator Control-Indicator 8 (Traction Control), Indicator Control-Indicator 9 (PTS), Indicator Control-LDW Indicator, Indicator Control-Park Sense Indicator, Indicator Control-Rear Defrost Indicator, Indicator Control-Recirc Indicator, Indicator Tests, Initiate P2BA9 SCR Refill Monitor, Injector Enable (All Cylinders), Injector Kill Test, Inlet Metering Valve, Inlet Valve FL, Inlet Valve FR, Inlet Valve Left Front, Inlet Valve Left Rear, Inlet Valve LF(Normally Open), Inlet Valve LR (Normally Open), Inlet Valve RF (Normally Open), Inlet Valve Right Front, Inlet Valve Right Rear, Inlet valve RL, Inlet Valve RR (Normally Open), Inlet valve RR, Input Test, Instrument Panel Illumination Level Output, Intake Air Throttle Actuator Test, Intake Air Throttle Actuator, Intake Manifold Short Runner Valve (SRV) Solenoid Control State, Intake Manifold Short Runner Valve Solenoid, Intake Manifold Tuning Valve (MTV) Solenoid Control State, Intake Manifold Tuning Valve Solenoid, Intake Port Shut Off, Intake Throttle Duty Cycle Output, Intake Throttle Duty Cycle, Inverter Enable Relay, Inverter Status Indicator, IOD RELAY ON LSD, I-P Illumination, IPC Self Test, IRCM Heater, IRCM Relay Unlock Control, ITOS - Cabin Temperature, Key Pad Back Lighting, Keyless/Remote Start Data, Keypad Backlight Control, KeySense, KIN ACC LED State, KIN Antenna Power, KIN LED Control, KIN OFF LED State, KIN RUN LED State, KIN Start/Stop LED State, KIN Start-Stop LED State, L/U And SEL On Off Solenoid, L/U Solenoid Current, Lane Departure Warning ON-OFF Indicator, LC Clutch Volume Index Check, LC Solenoid, LDP Solenoid, LDW Warning Indicator, Leak Detection Pump Forced Monitor Test, Leak Detection Pump, LED Control-LED 1 (Auto Control), LED Control-LED 2 (EBL), LED Control-LED 3 (Front defrost), LED Control-LED 4 (recirc), LED Control-LED 5 (A/C), Left Rear Tail/Park Lamp, Left Air Catcher LED, Left Auxiliary High Beam, Left Day Light Lamp, Left Floor Duct Sensor, Left Front Fog Lamps, Left Front Park-

Lamp, Left Front Turn Lamp, Left HID Lamp, Left High Beam Shutter, Left High Beam, Left Low Beam, Left Panel Duct Sensor, Left Rear AUX Turn Lamp, Left Rear Fog Lamps, Left Rear Tail-Park Lamp, Left Rear Turn Lamp (BUX), Left Rear Turn Lamp, Left Rear Turn/Stop Lamp, Left Rear Turn-Stop Lamp, Left Reartail-Park Lamp, Left Reverse Lamp 2, Left Reverse Lamp State, Left Reverse Lamp, Left Side Markers, Left Signal Mirrors/Side Repeaters (BUX), Left Signal Mirrors-Side Repeaters (BUX), Left Signature Lamp, Left Solar Sensor Values, Left Trailer Tow Turn/Stop Lamp, Left Trailer Tow Turn-Stop Lamp, Left Turn Signal Indicator, LF Antenna Verification Test, License Plate Lamp WK -Right Rear Rail Lamp WD, License Plate Lamp, Lift Pump Relay, Liftgate Release Motor, Linear Solenoid A, Linear Solenoid B, Linear Solenoid C, Linear Solenoid D, Linear Solenoid E, Linear Solenoid F, Linear Solenoid G, Locate Learned Keys, Low Fuel, LOW LED, Low Pressure Feed Valve 1, Low Pressure Feed Valve 2, Low Pressure Feed Vlv 1(Normal close), Low Pressure Feed Vlv 2(Normal close), Low Reverse Solenoid, Low-Reverse Solenoid, LR Clutch Volume Index Check, LR Solenoid, LSU Heater 1, Main Left Temperature Actuator Position, Main/Left Temp Selected, Main-Left Temperature Actuator Position, Malfunction Indicator Lamp, Memory Seat ECU Self Test, Metering Unit Actuator, Metering Unit, Mid-Range Settings, MIL Lamp, Mirror Direction Control, Mirror Fold Window Control, Mirror Fold, Mirror Heat State, Mirror LED Left State, Mirror LED Right State, Mirror Right LED State, Mirror Signal Lamp State, Mirror Vertical/Horizontal Direction, Mode 2 Actuator Position (Defrost Panel Door), Mode, Motorized Thermistor-Cabin Temp, MS Solenoid, Multiair VVA Solenoid 1, Multiair VVA Solenoid 2, Multiair VVA Solenoid 3, Multiair VVA Solenoid 4, Mute Test, Mute, Neutral Gate Test (62TE), Neutral Gate Test (Non-RFE), Neutral Gate Test (RFE), Neutral LED, NOx Sensor Replacement, O2 Heater Test, O2 Sensor Heater Bank1 Sensor1, O2 Sensor Heater Bank1 Sensor2, O2 Sensor Heater Bank2 Sensor1, O2 Sensor Heater Bank2 Sensor2, OBD Button 2 Pad 2, OBD Button 3 Pad 1, OBD Button 3 Pad 2, OBD Button 4 Pad 1, OBD Button 4 Pad 2, OBD Button 5 Pad 1, OBD Button 5 Pad 2, OBD Button 6 Pad 1, OBD Button 6 Pad 2, OBD PPPA -Pad 1, OBD PPPA -Pad 2, OD Clutch Volume Index Check, Oil Pressure Lamp, Oil Pressure Output, Outlet Valve FL, Outlet valve FR, Outlet Valve Left Front, Outlet Valve Left Rear, Outlet Valve LF (Normally Closed), Outlet Valve LR (Normally Closed), Outlet Valve RF (Normally Closed), Outlet Valve Right Front, Outlet Valve Right Rear, Outlet valve RL, Outlet Valve RR (Normally Closed), Outlet valve RR, Over Drive Solenoid On Time, Over Drive Solenoid, Over-Drive Solenoid, Overdrive Switch Test (Non-RFE), OverDrive Switch Test (RFE), Overdrive Switch Test, Oxygen Sensor 1 Heater, Oxygen Sensor 1/1 Heater Control State, Oxygen Sensor 1/1 Heater Duty Cycle, Oxygen Sensor 1/2 Heater Control State, Oxygen Sensor 1/2 Heater Duty Cycle, Oxygen Sensor 1-1 Heater Duty-Cycle, Oxygen Sensor 1-2 Heater Duty-Cycle, Oxygen Sensor 2 Heater, Oxygen Sensor 2/1 Heater Control State, Oxygen Sensor 2/1 Heater Duty Cycle, Oxygen Sensor 2/2 Heater Control State, Oxygen Sensor 2/2 Heater Duty Cycle, Oxygen Sensor 2-1 Heater Duty Cycle, Oxygen Sensor 2-1 Heater Duty-Cycle, Oxygen Sensor 2-2 Heater Duty Cycle, Oxygen Sensor 2-2 Heater Duty-Cycle, Oxygen System Heater Test, Parking Brake And Low Brake Fluid, Parttime LED, Passenger Airbag LED, Passenger Cooled Seat, Passenger Heated Seat, Passenger Occupant Detection Sensor (ODS), Passenger Seat Belt, Passenger Temp Detents, Passenger Temp Rotary Direction, Pedals Forward/Backward, Pilot 1 (USV Front, MCI Front -Normally Open), Pilot 2 (USV Rear, MCI Rear -Normally Open), PL Solenoid Current, Pneumatic Intercooler Bypass, Pneumatic Waste Gate, Police Passenger Un-Lock Motor, Position Lamp Telltale, Position Lamp, Position Lights, Power (OFF), Power Mirror Feed Relay Control, PPPA ON-OFF Indicator, PPPA, Pressure Control Solenoid Valve, Pressure Regulator Valve, Pressure Value Correction Shut-Off, Pre-Supply Pump, Priming 1 (HSV Front, LPF Front -Normally Closed), Priming 2 (HSV Rear, LPF Rear -Normally Closed), Proportional Purge Solenoid, Proportional Purge Solenoid., Proportional Surge Solenoid, PTC Cabin Heater 1 Actuation, PTC Cabin Heater 2 Actuation, PTC Cabin Heater 3 Actuation, PTC Heater Relay 1, PTC Heater Relay 2, PTC Heater Relay 3, PTO, PTS Switch Simulation, Puddle Lamp State, Pump, Purge Solenoid

Duty Cycle, Purge Vapors Test, PWM Fan Actuation Test, Radiator Cooling Fan PWM Cntrl State, Radiator Cooling Fan PWM Control State, Radiator Cooling Fan PWM Duty Cycle, Radiator Cooling Fan PWM Duty-Cycle, Radiator Cooling Fan Relay 1 Control State, Radiator Cooling Fan Relay 1,2,3 Control State, Radiator Cooling Fan Relay 2 Control State, Radiator Fan 1 Duty Cycle, Radiator Fan 2 Duty Cycle, Radiator Jalousie ShutterPosition, Radiator-Condenser Cooling Fan Relay 1 Control State, Radiator-Condenser Cooling Fan Relay 2 Control State, Radio Volume, Radio, Rail Pressure Sensor Replacement, Rail Pressure, Ram Active Air Box Test, Ram Box, Read VIN, Ready, Rear Axle Locker Command, Rear Blower Speed, Rear Blower State, Rear Defrost Button, Rear Defrost Indicator, Rear Fog Lamps, Rear Fog, Rear Mode 1 Actuator Position, Rear Wiper, RECIRC Indicator, Recirc, Recirculation Door Actuator Position, Recirculation LED, Recirculation Pump, Recliner, Red Brake Lamp, Red Hazard Button, Red Heated Seat and Steering Wheel Indicators, Red Temperature Bar, Redundant Ignition RUN/START Feed Output Control, Redundant Ignition RUN-START Feed Output Control, Remote Start Antenna Test, Reverse Gear Clutch Test (62TE), Reverse Gear Clutch Test (Non-RFE), Reverse Gear Clutch Test (RFE), Reverse Lockout Solenoid Control State, Reverse Lockout Solenoid, Right Air Catcher LED, Right Auxiliary High Beam, Right Day Light Lamp, Right Floor Duct Sensor, Right Front Fog Lamps, Right Front Park Lamp, Right Front Turn Lamp, Right HID Lamp, Right High Beam Shutter, Right High Beam, Right Low Beam, Right Panel Duct Sensor, Right Rear Fog Lamps, Right Rear Park Lamp, Right Rear Tail/Park Lamp, Right Rear Tail-Park Lamp, Right Rear Turn Lamp (BUX), Right Rear Turn Lamp, Right Rear Turn/Stop Lamp, Right Rear Turn-Stop Lamp, Right Reartail-Park Lamp, Right Reverse Lamp #2, Right Reverse Lamp 2, Right Reverse Lamp State, Right Reverse Lamp, Right Side Markers, Right Signal Mirrors/Side Repeaters (BUX), Right Signal Mirrors-Side Repeaters (BUX), Right Signature Lamp, Right Solar Sensor Values, Right Temp Actuator Position, Right Temperature Actuator Position, Right Temperature Selected, Right Trailer Tow Turn/Stop Lamp, Right Trailer Tow Turn-Stop Lamp, Right Turn Signal Indicator, Roller Learning Shut-Off, RT-LT Sidemarkers-RT-LT Applique Parklamps, SCR Inlet Temp Sensor Replacement, SCR Relay Actuation Test, Screen Off, SDAR Station Selection, Seat Belt Light, Seat Belt, Seat Position Recall, Secondary Air Pump, Secondary Air Solenoid, Secondary Solenoid Current, Secondary/Thatchum Lock Motor, Secondary/Thatchum Un-Lock Motor, Secondary-Thatchum Lock Motor, Secondary-Thatchum Un-Lock Motor, Sensor Rolls Test, SERV LED, Service Lamp, Set Engine RPM Test, Shift Lever Position Test (62TE), Shift Lever Position Test (Non-RFE), Shift Lever Position Test (RFE), Shift Solenoid 1, Shift Solenoid 2, Shift Solenoid 3, Shift Solenoid 4, Shift Solenoid 5, Shift Solenoid 6, Shift Solenoid A, Shutoff Correction Quantity, Shutoff Injector Quantity, Side Mirrors Heater Control, Skip Shift Solenoid, Small Leak Verification Test, Snow Plow Left Turn Lamp, Snow Plow Park Lamps, Snow Plow Right Turn Lamp, Snow Plow Switch #1, Snow Plow Switch #2, Snow Plow Switch #3, Snow Plow Switch #4, Snow Plow Switch 1, Snow Plow Switch 2, Snow Plow Switch 3, Snow Plow Switch 4, Software Test, SPARE LED LAMP DRIVER, SPARE RELAY 1 LSD, SPARE RELAY 2 LSD, Speaker Quadrant Selection, Split Cooling Drive Duty Cycle, Spring Deflate To Atmosphere, Spring Deflate to Reservoir, SRS Lamp, SRV Test, Start/Stop System, Starter Relay, Starter Solenoid (High), Starter Solenoid High, Starter Solenoid, Starter Status, Stop / Start System Active Lamp, Stop Start Confirmation, Stop/Start System Active, Sun Shade Control, Surge Solenoid Control State, Swing Gate Lock, Swing Gate Unlock, Swirl Valve actuator Test, Switch Illumination State, System Wiring Test, T Case Service Indicator Request, Tail Gate Lock, Tail Gate Unlock, T-Case Service Indicator Request, TCC Pressure Control Solenoid, TCM VIN Verification, Telltale ABS, Telltale Airbag, Telltale Brake, Telltale Charging, Telltale ESP, Telltale Fog Front, Telltale Glow Plug, Telltale High Beam, Telltale MIL, Telltale Seat Belt, Telltale Tire Pressure Monitor, Telltale Turn Left, Telltale Turn Right, Telltale - ESC Off, Telltale - ESC, Telltale - ESP Off, Telltale - Park, Telltale - Position Lamp, Telltale - Rear Fog, Telltale ESP/BAS, Telltale-Tire Pressure Monitor, Telltale-Tire Pressure, Telltale-Tow Mode, Thermistor Test, Thermostat Drive Duty Cycle, Throttle Test, Throttle

Valve Actuator, Throttle Valve, Tilt Mirrors in Reverse, Time Controlled Spring Fill, Tire Pressure Monitoring, Tire Pressure, Tone Test, TOPPER CHMSL, Torque Coupling Control, TPM Sensor Rolls Test, Trac Cntrl Outlet Vlv 1(Normal open), Trac Cntrl Outlet Vlv 2(Normal open), Traction Control Outlet Valve 1, Traction Control Outlet Valve 2, Trailer BU Lamps, Trailer Tail Lamp Relay, Transfer Case 4WD/Lock/Part Lamp, Transfer Case AWD/Auto/Full Lamp, Transfer Case Low Lamp Request, Transfer Case Neutral Lamp Request, Transmission Component Tests, Transmission Verification Test, Treble Settings, Truck Bed Lighting Leds, Truck Cargo Lamps, Trunk/Flipper Glass Release Motor, Trunk-Flipper Glass Release Motor, Tumble Generator Valve, Tuner Rotary Detents, Tuner Rotary Direction, Turbo/VGT Component Replacement, Turn Left, Turn Right, Turn Signal Lamp State, Twilight Sensor Value, UD Clutch Volume Index Check, UD Solenoid, UGDO Power Supply, Underdrive Solenoid, Under-Drive Solenoid, Unlock 1/Driver Lock, Unlock 1-Driver Lock, Unlock 2/Passenger Locks, Unlock 2-Passenger Locks, Unlock Run -Start, Unlock RUN-START, Urea (Reductant) Pressure Line Heater Actuaton Test, Urea (Reductant) Tank Heater Actuaton Test, Urea Dosing Valve Actuation Test, Vacuum Cleaner Power Saver Indicator, Vacuum Cleaner Relay Driver, Vacuum Pump Relay, Variable Displacement AC, Variable Swirl Actuator, Variable Swirl Valve Shutoff, Variable Valve Timing, VVT Control Valve, Vehicle Speed Output, Vertical Front, Vertical Rear, Video Input, View Last Successful Remote Start Event Data, View Last VTA Trigger Cause Data, View Remote Start Abort Data, View Remote Start Inhibit Data, View Satellite Sensor Information, VLP Solenoid, Volume Rotary Detents, Volume Rotary Direction, VTA Indicator LED, VVA Solenoids Pre-Energization, VVL Service Test, VVT Exhaust Phaser 1 Actuator, VVT Exhaust Phaser 2 Actuator, VVT Intake Phaser 1 Actuator, VVT Intake Phaser 2 Actuator, VVT Tests, Wastegate Solenoid Control State, Wastegate Solenoid Duty Cycle, Water In Fuel, Water Pump Charge Air Cooling, White Backlighting Buttons, White Backlighting Knob Buttons, White Backlighting Knob Indicators, White Lower Halos, White Upper Halos, Window Control, Window Hall Sense Supply, Window State, WK Head Rest Relay, Yellow A/C and Auto Indicators, Yellow Button Indicators, Yellow Lane Departure Warning Indicator, Yellow Rear Defrost Indicator, Yellow Recirc Indicator

New Ford/Lincoln Coverage

- Added coverage for 33 new system applications

1 new Adjustment type special tests:

LIN New Module Initialization - IPMB

2 new Actuation type special tests:

Camera Power Control, On Demand Test

New GM Coverage

18 new Adjustment type special tests:

Automated Brake Bleed, Brake System Plunger Motor Position Sensor Learn, Brake System Plunger Pressure Rise Starting Point Learn, CAN Bus Configuration Learn, Clear Approach Detection Disable Reasons, Clear Disable History Data, Clear Manufacturer Enable Counter, Front Axle Brake Pad Life Monitoring Reset, Park Brake Calibration, Passenger Presence Sensor Learn, Rear Axle Brake Pad Life Monitoring Reset, Remote Vehicle Speed Limiting Reset, Reset High Voltage Disable Request After Crash Event Detected, Steering Wheel Angle Sensor Centering, Steering Wheel Angle Sensor Offset Calibration, Transmission Service Fast Learn, Vehicle Dynamic Sensor Offset Calibration, WLAN Password Reset

53 new Actuation type special tests:

Brake Hydraulics Test, Chime, Coolant Temperature Gauge Sweep, Deactivate Brake Boost System, Erase Valet Mode Code, Exterior Driver Door Handle Switch, Exterior Left Rear Door Handle Switch, Exterior Passenger Door Handle Switch, Exterior Right Rear Door Handle Switch, Green Indicator, Hands-Free Liftgate Sensor Lamp, High Side Driver 1, High Side Driver 2, Info Display Dimming, Left Front Corner, Left Park Brake Actuator, Left Rear Corner, Master Cylinder Pressure Test Data, Object Detection Alert Indicators, Passenger Air Bag Off Indicator, Passenger Air Bag On Indicator, Passenger Seat Belt Reminder Indicator, Passenger Seat Belt Tension Sensor, Phone Call Test, Rear Cross Traffic Audible Alert, Rearview Camera Display, Red Indicator, Right Front Corner, Right Park Brake Actuator, Right Rear Corner, Shift Transmission Gear, Tachometer Gauge Sweep, TCC Pressure Control Solenoid Valve, Transmission Accumulator Solenoid Valve, Transmission Control Solenoid Valve 1 Current, Transmission Control Solenoid Valve 1, Transmission Control Solenoid Valve 10, Transmission Control Solenoid Valve 2 Current, Transmission Control Solenoid Valve 2, Transmission Control Solenoid Valve 3 Current, Transmission Control Solenoid Valve 3, Transmission Control Solenoid Valve 4 Current, Transmission Control Solenoid Valve 4, Transmission Control Solenoid Valve 5 Current, Transmission Control Solenoid Valve 5, Transmission Control Solenoid Valve 6 Current, Transmission Control Solenoid Valve 6, Transmission Control Solenoid Valve 7 Current, Transmission Control Solenoid Valve 7, Transmission Control Solenoid Valve 8 Current, Transmission Control Solenoid Valve 8, Transmission Control Solenoid Valve 9, Vehicle Health Data Upload

New Coverage Details – USA Asian**New Honda/Acura Coverage**

- Added coverage for 39 new system applications

38 new Adjustment type special tests:

ACM Reset, After a Vehicle Collision, After Replacing Front Passenger Seat Components, Air Bleeding For Repair(ABS), Air Bleeding For Repair(ABS/VSA/TCS), Air Bleeding For Repair(TCS), All Sensor Calibration, All Sensors Learning, ATF Reset, Brake Pad Maintenance Mode, Brake Pressure Sensor Calibration, Crank Pattern Clear, Crank Pattern Learning., Customize Reset, Differential Torque Setup, ECM/PCM Reset, Electric Waste Gate, Engine Oil Life Reset, Initialization, Learned Value Reset, ODS Unit Initialization, OPDS Initialization, Pop Up Hood(PUH) Calibration, Replace TCM/PCM, Reset Of Assistant Side Window Position, Reset Of Driver Side Window Position, Reset Of Rear Left Side Window Position, Reset Of Rear Right Side Window Position, Resolver Position Calibration, Start Clutch Feedback Learn, Start Clutch Status Data Clear, Steering End Learning, Stroke Sensor Learning, SWS Initialization, TCU Setup, The Wheel Size Setup For Indirect TPMS, Tire Pressure Sensor Registration With Activation Tool, Tire Pressure Sensor Registration

210 new Actuation type special tests:

A/C Clutch, ABS Brake Light Relay/TSA Relay Test, ABS ESS Forced Indication, ABS Solenoid Test, ABS VSA Test, ACC Alarm Test, ACC Brake Actuator, ACC Indicator Light, ACC Information Display, ACC Relay, Air Bypass Valve Control Solenoid (ABV), All Injectors OFF, Assistant Door Courtesy Light, Assistant Door Mirror Motor Left / Right, Assistant Door Mirror Motor Up / Down, Assistant Door Pocket Illumination Light, Assistant Outer Handle Illumination Light, Assistant Remote Switch Illumination Light, Assistants Inner Handle Illumination Light, Automatic Headlights,

Backup Line - Headlights, Battery Fan High Speed Test, Battery Fan Low Speed Test, Battery Fan Mid Speed Test, Battery Fan Test, Boost Pressure Test, Both Sides Engagement Clutch Coil Test, Brake light relay test, BSI Buzzer Status, BSI Fail Lamp, BSI Indicator On, BSI System Fail, BSI System Status, BSI Unavailable, Cargo Light, Clean Left Side Radar, Clean Right Side Radar, Climate Ctrl Check, Clutch Pressure Control (Linear) Solenoid A, Clutch Pressure Control (Linear) Solenoid B, Clutch Pressure Control (Linear) Solenoid C, Clutch Pressure Control (Linear) Solenoid D, Clutch Pressure Control Solenoid A, Clutch Pressure Control Solenoid B, Clutch Pressure Control Solenoid C, CMBS Brake, Column Telescopic Motor Pull Up / Push Down, Column Tilt Motor (Full Up / Full Down), Cruise Control Cancel History, CTM Buzzer Status, CTM System Fail, CTM System Status, Daytime Running Light, DI Fuel Pressure Test, Driver Door Courtesy Light, Driver Door Mirror Motor Left / Right, Driver Door Mirror Motor Up Down, Driver Door Pocket Illumination Light, Driver Door Unlock, Driver Inner Handle Illumination Light, Driver Outer Handle Illumination Light, Driver Rear Door Courtesy Light, Driver Remote Switch Illumination Light, Drivers Window Control, DWS/Indirect TPMS Parameter Configuration Message, EGR Tests, Electric Current of Linear Solenoid CPC, Electric Current of Linear Solenoid DN, Electric Current of Linear Solenoid DR, Electric Current of Linear Solenoid SC, EVAP Solenoids Test, Fail Wipe Signal, Flash Left Side Indicator, Flash Right Side Indicator, Floor Light, Foot Light, Forced Control Of Electric Current Of Linear Solenoid D, Forced Control Of Lockup Clutch, Forced non assist mode, Front ACM Solenoid, Front And Rear ACM Solenoid, Front Defrost, Front Height Motor Up / Down, Front Washer Motor, Front Wiper Low Speed, Front Wiper Motor (High), Frontal Crash Detection Signal Output, Fuel Lid Opener, Fuel Pump OFF, Fuel Pump ON, Gate Light, Gear Shift, Glass Hatch Open Operation, Hazard Flashers, Head Light High, Head Light Low, Headlight Backup, Headrest Motor, Horn, IMT(IMRC) Activation, IMT(IMRC) Test, INH Solenoid For Start Clutch Type, Initiator Operation Check, Injector Kill Test, Intake VTC Test, Interior Light, ISO Warning Light, Keyless Buzzer, Left And Right Parking Actuator Control, Left BSI Radar Unavailable, Left Front CAS Solenoid, Left Front Pulser, Left Front Solenoid, Left Front TCS Solenoid, Left Front VSA Solenoid, Left Power Mirror - Full Right/Left, Left Power Mirror - Full Up/Down, Left Rear Power Window, Left Rear Pulser, Left Rear Solenoid, Left Rear VSA Solenoid, Left Rear Window, Left Side Engagement Clutch Coil Test, Left Side Indicator, Left Sliding Door - Lock/Unlock, Left Turn Signal, Lock/Unlock All Doors, Lockup Clutch, MA EPS CONTROL ON/OFF, MA EPS Switching, Map Light Off, Memory Buzzer, Memory Seat Indicator 1, Memory Seat Indicator 2, Memory Switch Illumination Light, No Rain Condition Signal, No Wipe Signal, Occupied Signal Output, Parking Lights, Passenger Door Power Window, Passenger Rear Door Courtesy Light, PAX System Warning Reset, Power Window Relay, Pressure Test Assistance mode, Pressure Test, Radiator Fan, Rain Condition Signal, Rain Sensor - Front Wipers - High, Rain Sensor - Front Wipers - Intermittent - Once, Rain Sensor - Front Wipers - Low, Rear ACM Solenoid, Rear Blower, Rear Defroster, Rear Height Motor, Rear Left Door Courtesy Light, Rear Left Inner Handle Illumination Light, Rear Right Door Courtesy Light, Rear Right Inner Handle Illumination Light, Rear Wiper Motor, Recline Motor, Right BSI Radar Unavailable, Right Front Pulser, Right Front Solenoid, Right Front TCS Solenoid, Right Front VSA Solenoid, Right Power Mirror - Full Right/Left, Right Power Mirror - Full Up/Down, Right Rear Power Window, Right Rear Pulser, Right Rear Solenoid, Right Rear VSA Solenoid, Right Rear Window, Right Side Engagement Clutch Coil Test, Right Side Indicator, Right Turn Signal, S.U.E. Operation For AH-AWD, Security Indicator, Self Diag Test, Self-Diagnostic Function, Shift Lock Solenoid, Shift Solenoid A, Shift Solenoid B, Shift Solenoid C, Shift Solenoid D, Shift Solenoid E, Side or Rear Crash Detection Signal Output, Slide Motor, Solenoid Valve Activation, Sub Throttle, Sunroof Open/Close, Tailgate, TC Bypass Valve, Throttle Actuator Control Test, Tilt Mirror, Tire Air Low Indicator, TP Position Check, TPMS Warning Light, Trunk Fuel Opener Switch Illumination Light, TSA Relay Test, Turbo Boost Control Solenoid V, Turn On Left Side Alert, Turn On Right Side Alert,

Turn On Right Side Indicator, Unlock Trunk, VTEC Solenoid 1, VTEC Solenoid 2, VTEC Solenoid, VTEC Test, Warning light activation, Waste Gate Solenoid (WGS)

New Hyundai/Genesis Coverage

- Added coverage for 132 new system applications

10 new Adjustment type special tests:

Adaptive Value Backup Input (ECU Transfer Assy replacement at once), Adaptive Value Backup Input (ECU replacement), Air Bleeding Mode, Auto Detected Configuration Reset (ESP/ESC Only), Brake Pad Change Mode, Longitudinal G Sensor Calibration(HAC/DBC Only), Pedal Travel Sensor (PTS) Calibration, Pressure Sensor Calibration, Seat Limit Position Setting, WCT Reprogram

352 new Actuation type special tests:

3D View, 3rd Row SBR Center Indicator(Optional), 3rd Row SBR Left Indicator(Optional), 3rd Row SBR Right Indicator(Optional), 4th Row SBR Center Indicator(Optional), 4th Row SBR Left Indicator(Optional), 4th Row SBR Right Indicator(Optional), A/C Compressor Relay, Actuator Control - Apply, Actuator Control - Release, AHB Apply Valve #1, AHB Apply Valve #2, AHB Cut Valve #1, AHB Cut Valve #2, AHB Release Valve #1, AHB Release Valve #2, All Mood Lamp Blue LED Test, All Mood Lamp Green LED Test, All Mood Lamp Red LED Test, All Mood Lamp White LED Test, Alternator Control, Assist BSD Indicator, Assist Seat Belt Indicator, Assist Side Window Auto Down, Assist Side Window Auto Up, Assist Side Window Down, Assist Side Window Up, Assistant Side Outside Handle Antenna Output (Power and GND), ATM Solenoid, Auto Defog Mode Door - Close, Auto Defog Mode Door - Open, Auto Light Power, AV Tail, AVM + FrontLeft + FrontRight View, AVM + RearLeft + RearRight View, Back Up Lamp, Battery Warning Lamp, BCM Buzzer Output (Internal/External), BSD Indicator, Burglar Horn Relay, Canister Purge Valve, Canister Shut Off Valve Clocked(OBD-2 Only), Canister Shut Off Valve(OBD-2 Only), Central Door Lock Switch Output, Central Door Unlock Relay Output, Charging Status LED (Green) On, Charging Status LED (Yellow) On, Clamp Status ACC(Amber) LED Color illumination, Clamp Status IGN(Blue) LED Color illumination, Clamp Status Off(Red) LED Color illumination, Class_TCF Beam Change, Compressor Off, Compressor On, Console Off Door, Console On Door, Console Temperature Air Mix Door 0%, Console Temperature Air Mix Door 100%, Console Temperature Air Mix Door 50%, Cooler step 3 operation, Cooling Fan PWM, Cruise Control Main Lamp(Optional), Cruise Control SET Lamp(Optional), Damper Clutch Solenoid (DCC), Diagnostic Valve, Door Lock Indicator, Drive Side Puddle Lamp, Driver Air Mix Door-0%, Driver Air Mix Door-100%, Driver Air Mix Door-50%, Driver Courtesy Lamp, Driver Door Lock, Driver Door Unlock, Driver Heater Control, Driver Mode Door-DEF, Driver Mode Door-Floor, Driver Mode Door-Vent, Driver Power Window Switch Autol Up Output, Driver Seat Belt Indicator, Driver Side Outside Handle Antenna Output (Power and GND), Driver Side Repeater, DRV/AST Power Window Enable Output, Electrically Controlled Water Pump (Option), Electronic Waste Gate Valve (Turbo Only), EMS Wakeup Output, Engine Check Lamp(MIL), ETC Motor, Exhaust Gas Recirculation Valve, External Buzzer Output, Fan Motor Control-High Speed, Fan Motor Control-Low Speed, FAN ON, Fan PWM, Folding Actuator Signal Output, Foot Lamp Output(Optional), Front Air Flow Door - 0%, Front Air Flow Door - 100%, Front Air Flow Door - 50%, Front Blower Fan Motor-1Step, Front Blower Fan Motor-2Step, Front Blower Fan Motor-3Step, Front Blower Fan Motor-4Step, Front Blower Fan Motor-5Step, Front Blower Fan Motor-6Step, Front Blower Fan Motor-7Step, Front Blower Fan Motor-8Step, Front Blower Fan Motor-Off, Front Bumper Antenna Output (Power and GND), Front Left Side Window Auto Down, Front Left Side Window Auto Up, Front Left Side Window Down, Front Left Side Window Up, Front Left Turn Signal Output, Front Right Side Window Auto Down, Front Right Side Window Auto Up,

Front Right Side Window Down, Front Right Side Window Up, Front Right Turn Signal Output, Front Top-AVM View, Front Washer Motor Output, Front-Full View, Frunk Lamp Output, Fuel Door Lock Solenoid Output (PHEV Only), Fuel Door Open Solenoid Output (PHEV Only), Fuel Pressure Indicator Lamp(LPI), Fuel Pressure Ragulator (GDI Only), Fuel Pump Control, Fuel Pump Relay, Full AFS BPC Test Class C, Full AFS BPC Test Class E, Hat Shelf Antenna Output (Power and GND), Head Lamp Washer Relay, Head Lamp Welcome Command, Heated Handle Indicator(Optional), Heated Handle Output(Optional), Heated Washer Nozzle Output, Heater step 3 operation, HLL(Head Lamp Leveling) Max(High) Position, HLL(Head Lamp Leveling) Middle(Center) Position, HLL(Head Lamp Leveling) Min(Low) Position, Ignition Coil Enable/Disable-#1, Ignition Coil Enable/Disable-#2, Ignition Coil Enable/Disable-#3, Ignition Coil Enable/Disable-#4, Illumination, Immobilizer Lamp(Optional), Indicator ALL OFF, Indicator ALL ON, Indirect Vent door, Injector Disable-Cylinder 1, Injector Disable-Cylinder 2, Injector Disable-Cylinder 3, Injector Disable-Cylinder 4, Inlet Valve-Front Left Control, Inlet Valve-Front Right Control, Inlet Valve-Left Front, Inlet Valve-Left Rear, Inlet Valve-Rear Left Control, Inlet Valve-Rear Right Control, Inlet Valve-Right Front, Inlet Valve-Right Rear, Intake Door - Fresh, Intake Door - Recirc, Interior Antenna #1 Output (Power and GND), Interior Antenna #2 Output (Power and GND), Interior Antenna #3 (Trunk Antenna : Sedan Type) Output (Power, Interior Mood Lamp Output (Option), ISG Test(Optional), ITM Valve, Key Hole Illumination (Manual Key Type), Key Interlock Solenoid(Manual Key Type), Lamp Control, LED Group Control - DRL Group, LED Group Control - Highbeam Group, LED Group Control - Lowbeam Group, LED Group Control - Position Group, LED Group Control - SIDE MARKER (Optional), LED Group Control - SIDE REPEATER, LED Group Control - Turn Signal Group Blinking, LED Group Control - Turn Signal Group, Main Relay, Maintenance mode - EPB/MOC disengaging, Mirror Folding Operation (Option), Mirror Select Left indicator, Mirror Select Right indicator, Mirror Unfolding Operation (Option), Motor, Move Assist Outside Mirror To The Highest Position, Move Assist Outside Mirror To The Lowest Position, Move Assist Outside Mirror To The Most Left Position, Move Assist Outside Mirror To The Most Right Position, Move DRIVE OUTSIDE MIRROR to the highest position, Move DRIVE OUTSIDE MIRROR to the lowest position, Move DRIVE OUTSIDE MIRROR to the most left position, Move DRIVE OUTSIDE MIRROR to the most right position, Move P/Seat to the Foremost Position (Headrest), Move P/Seat to the Foremost Position (Height), Move P/Seat to the Foremost Position (Recline), Move P/Seat to the Foremost Position (Slide), Move P/Seat to the Foremost Position (Tilt), Move P/Seat to the Last Position (Height), Move P/Seat to the Last Position (Recline), Move P/Seat to the Last Position (Slide), Move P/Seat to the Last Position (Tilt), Move P/Seat to the Lowest Position (FR Height), Move P-Seat to the Foremost Position (Cushion Extension), Move P-Seat to the Foremost Position (Head Rest Slide), Move P-Seat to the Foremost Position (Recline), Move P-Seat to the Foremost Position (Shoulder), Move P-Seat To The Foremost Position (Slide), Move P-Seat to the Highest Position (FR Height), Move P-Seat to the Highest Position (Headrest), Move P-Seat to the Highest Position (RR Height), Move P-Seat to the Last Position (Cushion Extension), Move P-Seat to the Last Position (HeadRest Slide), Move P-Seat to the Last Position (Recline), Move P-Seat to the Last Position (Shoulder), Move P-Seat To The Last Position (Slide), Move P-Seat to the Lowest Position (FR Height), Move P-Seat to the Lowest Position (Headrest), Move P-Seat to the Lowest Position (RR Height), Move Steering Column At The Longest Position (Tele), Move Steering Column To The Lowest Position (Tilt), Navi Wakeup Signal Output, O2 Heater Front (B1/S1), O2 Heater Rear (B1/S2), Oil Change Warning Lamp(Optional), Oil Change Warning Lamp, Oil Control Valve - Exhaust Bank 1(Optional), Oil Control Valve - Exhaust Bank2, Oil Control Valve - Intake Bank2, Oil Pressure Warning Lamp, ON/OFF Solenoid A(Drive), Operate Assist Side Fold, Operate Assist Side Unfold, Operate DRIVE SIDE FOLD, Operate DRIVE SIDE UNFOLD, Operate DRIVE SIDE WINDOW AUTO DOWN, Operate DRIVE SIDE WINDOW AUTO UP, Operate DRIVE SIDE WINDOW DOWN, Operate DRIVE SIDE WINDOW UP, Outlet Valve-Front Left Control, Outlet Valve-Front Right Control, Outlet Valve-Left

Front, Outlet Valve-Left Rear, Outlet Valve-Rear Left Control, Outlet Valve-Rear Right Control, Outlet Valve-Right Front, Outlet Valve-Right Rear, PAS Buzzer Output (RPAS Buzzer Output), PAS Indicator (RPAS Off Indicator), Passenger Air Mix Door-0%, Passenger Air Mix Door-100%, Passenger Air Mix Door-50%, Passenger Mode Door - Defog, Passenger Mode Door - Floor, Passenger Mode Door - Vent, Perform Erase All Video File, Perform Event Recording, Pocket Light Output (Option), Power Supply to the ACC Relay of Main MCU, Power Supply to the IGN1 Relay of Main MCU, Power Supply to the IGN1/IGN2 Relay of Main MCU, Power Supply to the IGN1/STARTER Relay of Main MCU, PRA Operation Control, Pressure Control Solenoid (LP), PSB Retraction Test for Equipment RH, Puddle Pocket Lamp Output, Radiator shutter 1 - Auto test, Radiator shutter 1 - Close test, Radiator shutter 1 - Open test, Rear Air Flow Door - 0%, Rear Air Flow Door - 100%, Rear Air Flow Door - 50%, Rear Air Mix Door-0%, Rear Air Mix Door-100%, Rear Air Mix Door-50%, Rear Air Mix(A) Door-0%, Rear Air Mix(A) Door-100%, Rear Air Mix(A) Door-50%, Rear Blower Fan Motor-1Step, Rear Blower Fan Motor-2Step, Rear Blower Fan Motor-3Step, Rear Blower Fan Motor-4Step, Rear Blower Fan Motor-5Step, Rear Blower Fan Motor-6Step, Rear Blower Fan Motor-7Step, Rear Blower Fan Motor-8Step, Rear Blower Fan Motor-Off, Rear Bumper Antenna Output (Power and GND), Rear Curtain Down Output [Rear Curtain Hall Sensor Power Output, Rear Curtain Up Output [Rear Curtain Hall Sensor Power Output(O, Rear Driver B-PILLAR Door - 0%, Rear Driver B-PILLAR Door - 100%, Rear illumination, Rear Left Side Courtesy Lamp, Rear Left Side Door Curtain Down (Only Windows Close Status), Rear Left Side Door Curtain Up (Only Windows Close Status), Rear Left Side Window Auto Down (Option:Curtain Bottom Status), Rear Left Side Window Auto Up (Option:Curtain Bottom Status), Rear Left Side Window Down (Option:Curtain Bottom Status), Rear Left Side Window Up (Option:Curtain Bottom Status), Rear Left Turn Signal Output, Rear mode door - B-L, Rear mode door - Floor, Rear mode door - Vent, Rear Mood Lamp (Both Left and Right), Rear Passenger B-PILLAR Door - 0%, Rear Passenger B-PILLAR Door - 100%, Rear Pocket Lamp (Both Left and Right), Rear Right Door Curtain Down (Only Rear Right Power window Clos, Rear Right Side Courtesy Lamp, Rear Right Side Door Curtain Down (Only Windows Close Status), Rear Right Side Door Curtain Up (Only Windows Close Status), Rear Right Side Window Auto Down (Option:Curtain Bottom Status), Rear Right Side Window Auto Up (Option:Curtain Bottom Status), Rear Right Side Window Down (Option:Curtain Bottom Status), Rear Right Side Window Up (Option:Curtain Bottom Status), Rear Right Turn Signal Output, Rear SBR Symbol Indicator Output(Option), Rear Seat Belt Center Indicator (Option), Rear Seat Belt Left Indicator (Option), Rear Seat Belt Right Indicator (Option), Rear Top-AVM View, Rear Washer Motor Output, Rear Wiper Relay, Room Lamp Output, Safety Power Window Sunroof Enable, Security Indicator (Option), Security LED, Shift Control Solenoid Valve A(UD/C), ShortTermLoad Cut Relay/IPS Output, Simulator Valve #2, SSB illumination Output (Power and GND), Start Inhibit Relay, Static Bending LH Output (Option), Static Bending RH Output (Option), Stop Lamp Left, Stop Lamp Left/Right/HMSL Output (Option), Tailgate/Trunk Release Relay, TCI Bypass Valve(Turbo Only), Turn Signal Sound Output, Variable Force Solinoid Valve - Exhaust Bank1 test, Variable Force Solinoid Valve - Intake Bank1 test, Variable Intake Solenoid(Option), Warm Bypass door, Welcome Function - Escort Mode ON, Welcome Function - Welcome Mode ON, Window Lock Indicator, Window Lock to Driver Door Module, Wiper High-Speed Relay [Wiper High RLY With Wiper Power RLY], Wiper Low-Speed Relay [Wiper Low RLY With Wiper Power RLY], Wiper Relay (for INT)[Wiper RLY With Wiper Power RLY]

New Mazda Coverage

- Added coverage for 121 new system applications

2 new Adjustment type special tests:

Calibration For Passenger Seat Sensor, Seat Weight Sensor Calibration

1 new Actuation type special tests:

On Demand Test

New Mitsubishi Coverage

- Added coverage for 46 new system applications

13 new Adjustment type special tests:

Calibration value reset, Control valve learning mode, CVT Oil Degradation Level, ECU Information, Emission Gas Mode, In-use performance tracking, Learned Value Reset, Learning, Service Reminder, Test, Timing chain maintenance, Transport Mode Setting, Turn Signal sound customization

103 new Actuation type special tests:

A/C Relay, ABS Warning Light, A-C Compressor Relay O, A-C Switch, AFS OFF Indicator, AHB Indicator, Air Conditioning Switch, Air Outlet C-O Damper, ASC-TCL Failure Indicator, ASC-TCL OFF Indicator, ASC-TCL OP. Indicator, ASG Indicator, ASG OFF Indicator, A-T Lock Up Open Request, Brake Indicator, BSW Buzzer, BSW Indicator, BSW ON-OFF Setting, Charge Indicator, Chassis No VIN Information, Chassis No./VIN Writing, Coding Information Copy, Condenser Fan, Cooling Fan O, Cruise Control Indicator, Display Output, Driver Seatbelt Indicator, Dynamic Brake Buzzer, ECO Indicator, Engine Malfunction IND., Engine Running Injector Kill Test, Engine switch(Control), Engine Switch(LED ON), Engine TCL Drive, EPB Switch Indicator, EPB Warning Light, ESS Test Mode, EVAP Emission Purge SOL Valve, EVAP Emission Ventilation SOL, EVAP Function Test, Evaporative Emission Purge Solenoid O, Evaporative Emission Ventilation Solenoid O, FCM Indicator, FCM OFF Indicator, FL Wheel ABS Drive, FL Wheel TCL Drive, FR Wheel ABS Drive, FR Wheel TCL Drive, Front Blower Fan, Front Fog Light Indicator, Fuel Gauge, Fuel Pump O, Fuel Pump, Full Release Control, Headlight Auto leveling, High Beam Indicator, Idle Up Request, Ignition Timing 5 BTDC, Indicator2, Injector Stop, In-Out Select Damper, Input Vehicle Speed, LDW Indicator: Standby Request, LDW Indicator: System Fail Req., LDW Indicator: TEMP. Fail Req., LDW Indicator: Warning Request, Leveling Actuator, Meter Illumination, Meter Indication (BSW Status), Meter Indication (RCTA Warning), Mirror Indicator, Mode Selection Damper, Oil Feeder Control Valve O, Out-Inside Air Selection Damper, PA. Seatbelt Indicator, Parking Brake Light, Passenger S Airbag OFF Indicator Lighting Request, Passenger S Airbag ON Indicator Lighting Request, Positionlight Indicator, PTC Heater, PWM Radiator Fan, Radiator Fan High, Radiator Fan Low, RCTA Buzzer, Rear Defogger Switch, Rear Fan Step (Input Value), Rear Fog Light Indicator, Rear PTC Heater, RL Wheel ABS Drive, RL Wheel TCL Drive, RR Wheel ABS Drive, RR Wheel TCL Drive, Speedometer, SRS Indicator, SRS Warning Light Lighting Request, Stoplight:ON, Tachometer, Tire Pressure Indicator, TSR Display Request, Turn Signal Indicator(LH), Turn Signal Indicator(RH), VVT Oil Control Valve, Wastegate Solenoid Valve

New Nissan/Infiniti Coverage

- Added coverage for 167 new system applications

31 new Adjustment type special tests:

Anc Setting, Asc Setting, Blind Spot Detection Configuration, Blind Spot Detection Shut-Off Requester Test, Clsd Thl Pos Learn, Decel G Sensor Calibration, EGR Control Valve Closed Position Learning, Electric Intake Valve Timing Control Learning, Fine Adjustment Front View Camera Top View, Fine adjustment of DS camera, top view, Fine adjustment of PAS camera, top

view, Fine Adjustment Reversing Camera Top View, Finish Brake Pad Replacement, Front Camera Guidelines Correction, G Sensor Calibration, GPF Service Regeneration Reset Routine Execution, Idle Air Volume Learn, Initialization Position Adjustment, Lane Dep.Warning Camera Shut-Off Requ.Test, Lane Departure Warning Camera Configuration, Misfire Count (Past), Reset Adaption To Factory Setting, Reversing Camera Guidelines Correction, Save/Write VIN Data, Side G Sensor Calibration, Start Brake Pad Replacement, Steering Angle Initialization, Stop/Start engine stall cause data recorder, Valve Timing Adjustment, Valve Timing Offset Data Clear, VIN Registration

23 new Actuation type special tests:

ABS Motor, Air Pump, Air/Liquid Pump Of Camera, ANC Test Tone, Brake Operation, Brake Release, Door Mirror LED LH, Door Mirror LED RH, Electric Parking Brake Activation, External Buzzer, FR Left SEAT Heater, FR LH SOL, FR RH SOL, FR Right SEAT Heater, Horn, Indicator, LED LH INDICATOR, Left Exterior Mirror LED Test, PB SW indicator ON, Right Exterior Mirror LED Test, RR LH SOL, RR RH SOL, Washer Fluid Pump Relay

New Toyota/Lexus Coverage

- Added coverage for 37 new system applications

434 new Adjustment type special tests:

2 Steps Fade Out Control Function, 3rd Center Seatbelt Warning Buzzer Function, 3rd Left Seatbelt Warning Buzzer Function, 3rd Right Seatbelt Warning Buzzer Function, 4th Center Seatbelt Warning Buzzer Function, 4th Left Seatbelt Warning Buzzer Function, 4th Right Seatbelt Warning Buzzer Function, 6MT Setting, A/C Auto Switch Mode, A/C Control Mode Switching, A/C Operation Limit History Counter Clear, A/T Code Reset, Accumulator Zero Down, aCol Function, Activate The EGR Valve Close Bank 1, Activate The VN Turbo Open Bank 1, Actuator Air Bleeding Pattern, Add Foot Air in FACE Mode, Advanced Illumination System Setting, Advanced Park Parallel Parking Control Area, Advanced Park Perpendicular Parking Control Area, AFS (Electronic Swivel) Function, AFS Function, AHS Function, AHS Operation Pattern Setting, AHS Operation Vehicle Speed Setting (Pattern1), AHS Operation Vehicle Speed Setting (Pattern2), AHS Operation Vehicle Speed Setting (Pattern3), Air Bleed, Air Bleeding - FL Line, Air Bleeding - FR Line, Air Bleeding - RL Line, Air Bleeding - RR Line, Air Bleeding Pattern - RL Wheel, Air Bleeding Pattern - RR Wheel, Air Bleeding, Air Conditioner Mode, Air Conditioner Switch Indicator Function, Air Inlet Damper Mode, Air Inlet Damper Targ Pulse, Air Inlet Mode, Air Outlet Servo Pulse (P), Air Purifier Auto Cancel, Air Purifier, All Readiness, All Unlock/Open-Close, Ambient Temperature Adjustment, Ambient Temperature Shift, AT Code Registration, ATF Thermal Degradation Estimate Reset, Audio Information Display Function, Auto A/C, Auto Door Lock Pattern Setting (Speed), Auto Entry Cancel 2 Setting, Auto Entry Cancel Setting, Auto Fold Mirror, Auto Lock Time, Auto Lock, Auto Lock/Shift, Auto Mode Start Function, Auto Rear Wiper in Reverse Setting, Auto Unlock/Shift, Auto Wiper, Automatic Door Lock Function, Automatic Door Lock Setting, Automatic Door Unlock Function when D-Door Open, Automatic Door Unlock Function, Automatic Door Unlock Setting, Automatic Light Off Timing Setting, Automatic Mirror Fold Setting, Backup Battery Replacement Reset, Bad Weather Function, Battery Status Info Update, Blower Operation Setting (StopStart), Bluetooth Connection History, Body Control with Torque Demand, Brake Line Air Bleeding, Brightness Level Adjust (Canceling), Brightness Level Adjust (Lowering), Button Press Buzzer, Camera Synchronous Error History, Center Console Spot Light, Clear Abnormal Operation History, Clearance Warning Buzzer Volume, Close ALL P/W Function, Compressor Mode, Compressor/Air Inlet DEF operation, Customize Setting Initialization, CVT Oil Pressure Calibration, Daytime Running Light Function, DCM Operation History, DEF(PSW/Lock) Mode Setting, Delay of Monitoring, Destination Setting, Detection of Vehicle, Diagnostic Mode, Disp Ex OFF Sen, Disp Ex ON Sen, Display Position, Door Auto Lock Timer Setting, Door Key P/W Down, Door Key P/W Up,

Door Lock Answerback Sound Setting, Door Lock Indicator Function, Door Lock Indicator Pattern Setting (IG OFF), Door Lock Indicator Pattern Setting (IG ON), Door Open SW Operation Adjust, Door Unlock Sensor Touch Time Adjust, Double Lock, Drain System Air Bleeding Pattern, Driver Seat Distance Adjust when Get Off, Driver Seat Lift Up Distance Adjust when Get Off, Driver Seatbelt Warning Buzzer Function, DRL Function, ECO Drive Indicator Zone Display Function (Meter), ECO Drive Indicator Zone Display Function, ECO MODE Cancel, ECO Mode Control, ECO Mode Start Function, ECU Calibration, Efficient Ventilation Mode, Electric Parking Brake System: Test Mode Procedure, Electronic Swivel Function, Emission Gas Sensor Shift, Engine Revolution (For Judging Stable Combustion), Entry Delay Time, Entry Delay, Entry Unlock Twice Function, EPB Initialize, EV Mode Cruising Range Reset, Evaporator Control, Extended Headlight Lighting, Exterior Light (Door Open), Exterior Light Control, Exterior Lights Lighting Timer Setting, Exterior Lights ON Function, Exterior Lights ON when Approached Function, Exterior Lights ON when Door Opened Function, Exterior Lights ON when Door Unlocked Function, FACE Wind Amount Adjust Function, Factory Mode, Fan speed increment control, Filter Sensor, FL Neck Heater Auto Mode Adjustment, FL Seat A/C and Heater Sensitivity Adjust, Flasher Sound Volume Adjust, Follow Me Home Lighting Time, Foot Light T, Foot/DEF Auto Mode, Foot/DEF Automatic Blow Up Function, Forced Actuator Refresh, Forget to Turn IG OFF Alarm Function, FR Neck Heater Auto Mode Adjustment, FR Seat A/C and Heater Sensitivity Adjust, Front Center Seatbelt Warning Buzzer Function, Glass Hatch Open Function, Grill Shutter Control Mode Switching, Grill Shutter Initialization, Grille Shutter Initialization, Halogen Lamp/HID, Hazard Answer Back Function, Headlight in Conjunction with Wiper, Headlight ON in Conjunction with Wiper Function, Headlight Upper Shade Angle Setting, Heavy Knock History, Height Sensor Initialization, High Voltage Fuse Accumulated Load History Reset, HWD Auto Function, I/L ON W/Door Key Unlock, I/L when ACC OFF, Ignition Available Area Setting (Back Door Type), Ignition Available Area Setting (Trunk Lid Type), Illumination System, Initialization, Injection Timing Value, Injection Timing, Inside Foot Light, Interior Footwell Lights Function, Interior Illumination Light 2 Function, Interior Illumination Light 3 Function, Interior Light Control, Interior Lights Lighting Timer Setting, Interior Lights ON Function, Intrusion Sensor 1 Sensitivity Level Adjust, Intrusion Sensor 2 Sensitivity Level Adjust, Intrusion Sensor Function, Intrusion Sensor Reduction in Sensitivity Setting, Intrusion Sensor Sensitivity Level (Window Open), Intrusion Sensor Sensitivity Level, Intrusion Sensor Sound Detection Function, Intrusion Win Opened, Ion Generate Control, IPA Obstacle Avoidance Distance, IPA Parallel Parking Control Area, IPA Perpendicular Parking Control Area, Key Left in Vehicle Alarm Function, Key Low Battery Warning Function, Key Low Battery Warning, Kick Sensor Operation Function with ACC ON, Lane Change Flashing Times Adjust, Lane CHG Flash CNT, Light Auto OFF Delay Setting, Light Auto OFF Delay, Light Blink Clearance Lights at Unlock Function, Light Control Glass Brightness Memory Function, Light Control Glass Voice Control Function, Light Control, Light up Clearance Lights at Door Unlock Function, Light up Clearance Lights Door Unlock Function, Lighting (EXT): Headlight Assembly Adjustment, Lighting Time, Lock Indicator Lighting Time Adjust, Lost Communication Time Initialization, Low Speed Wide Light Function, Master Caution Display Function, Memory Call Function, Memory Call Link Function, Mirr-Foot-Lgt Approached/Exterior Light Approached, Mirr-Foot-Lgt Unlocked/Exterior Light Unlocked, Mirr-Foot-Lgt w/Master SW, Mirror Foot Light Time/Exterior Light Time, MT/AT Setting, Multi Weather Light Function, Noise and Vibration Reduction, Number of Tanks Initialization, ODO Display Time After IG OFF Adjust, Open Door Warning Function, Operation History Clear, Optical Disc Error History, Out-Handle-Lgt Approached, Out-Handle-Lgt Unlocked, Out-Handle-Lgt w/Master SW, Outside Air Mode Auto Switch Function, Outside Door Handle Fold Adjust, Oxygen Supply, P Window Auto Down From Driver, P Window Auto Down, P Window Auto Up From Driver, P Window Auto Up, P/W Down W/ Transmit, P/W Operation Buzzer W/ Transmit Function, P/W Up W/ Smart, P/W Up W/ Transmit, P/W Wireless Ope Buzz, Panic Alarm Function, Panic Function, Park Wait Time Adjust, Parking Brake Service Mode, Partition Lighting Adjust, Passenger Seatbelt

Warning Buzzer Function, Passive Mode (Security System), PCS Cooperate Function, Pilot Injection Volume Select Cylinder, Pilot Injection Volume Value, Pilot Injection Volume, PKSA (O) Auto Mute Function, PKSA (O) Forward Detection Image Display, PKSA (O) Image Display when Away from the Obstacle, PKSA (O) Judgment of Obstacle on Course, PKSA (O) Switch State Stored, PKSB (O) Function, PKSB (O) Target Stopping Distance, PKSB (P) Function, PKSB (P) Target Stopping Distance, PKSB (P) Width Adjustment (Y Axis), PKSB (V) Function, PKSB (V) Operation Timing Setting, PKSB (V) Sensitivity, PKSB Switch State Stored, Power Saving Wait Time(Out Of Entry Range), Power Steering ECU Initial Setting, Power Supply Air Bleeding Pattern 1, Power Supply Air Bleeding Pattern 2, Power Window Voice Control Function, Pre Air Conditioner Defrosting Function, Prevention of Key Left in Vehicle, Projection Adjustment (Distortion), Projection Adjustment (Keystone), Projection Adjustment (Tilt), Proposal Service Frequency Adjust, Proposal Service Volume Adjust, Proposal Services Function, Provision of When Door is Half Open, Proximity Sound Control (Vehicle Stationary), Proximity Sound Level Increase (Vehicle Starting), Proximity Sound Volume Adjustment, R Wiper Stop Function at Back Door/Trunk Lid Open, Rain Mode, Rear A/P HI Set, Rear Center Seatbelt Warning Buzzer Function, Rear Curtain Close Relay, Rear Curtain Open Relay, Rear Left Seatbelt Warning Buzzer Function, Rear Right Seatbelt Warning Buzzer Function, Rear Seatbelt Warning Buzzer Function, Rear Shade Delay Time, Rear Sunshade linked with Shift Lever R Funct, Rear Wiper INT Operation, Rear Wiper Washer Function, Rear Wiper with Reverse Setting, Refrigerant Pressure History Clear, Refrigerant Shortage Check, Register Transmitter ID, Remote Air Conditioner Start Setting, Remote Air Conditioner Stop Setting, Remote Door Lock Setting, Remote Eng Start Stop Setting (Trunk Lid Opened), Reset Memory, Residential Area Mode Setting, Response Time Adjust, Reverse Buzzer Setting, Reverse Coupled Actuation Mirror Angle (D-Side), Reverse Coupled Actuation Mirror Angle (P-Side), Reverse Coupled Actuation Mirror Angle Setting, Reverse Coupled Actuation Mirror Angle, Right Headlight Shade Angle Setting, RL Seat A/C and Heater Sensitivity Adjust, RL Seat Heater Auto Function, Roof Opened Intrusion Function, Room Light when Aprchd, R-pos to Rear Sun Shade COM, RR Seat A/C and Heater Sensitivity Adjust, RR Seat Heater Auto Function, S-Belt-Bkl-Lgt/ACC OFF, S-Belt-Bkl-Lgt/Door Open, Scuff Plate Lamp linked to D-Door Unlock SW, Scuff Plate Lamp linked to Door open, Scuff Plate Lamp linked to Smart, Scuff Plate Lamp linked to Wireless Key, Seat Airflow Mode Setting, Seat Blast Mode Setting, Seat Heater Auto Operation, Seat Lift Up Distance Adjust, Seat Move Distance, Seat Position Voice Control Function, Seat position/Tilt Telesco memory recall setting, Seat Switch Link Function, Security Alarm Setting, Security Control with Mechanism Key Function, Security control with mechanism key, Security System, Sedan/Wagon Setting, Sensitivity Adjust, Sensitivity, Servomotor Initialization, Set Temperature Shift, S-FLOW Control Auto Function, Shade Upper Area Lighting Function, Shift Lever R Signal Delay Time Adjust, Shift Linked Automatic Door Lock Function, Shift Linked Automatic Door Unlock Function, Slide Roof Open Warning Function, Slide Roof Open Warning, Slide Roof Voice Control Function, Software Error History, Speed Limit Display Function, Speed Linked Automatic Door Lock Function, Speed Linked Automatic Door Unlock Function, Start Indicator Function, Start Off Mode, Start PreA/C, Start Switch Light Function, Steering Heater Auto Function, Steering Heater Sensitivity Adjust, Step Light Lighting Time, Stop PreA/C, SUBARU/Toyota, Sudden Braking Notification Function, Suggestion Service Function, Switch Battery Type, Switch Grille Shutter Control Mode, Switch Oil Maintenance Display, Tail Remind Buzzer Function, Telematics Microphone Volume Adjust, Telematics Speaker Volume Adjust, Tire Circumference Setting, Torque Sensor Adjustment, Total Warm-up Time Setting, Touch Activation Over Threshold, Town Mode, Traffic Sign Recognition Animation Function, Trunk Lid Linked with Door Lock Function, Trunk Lid Open Mode Function, Trunk Lid Operation by Electrical Key Function, Trunk Lid Operation by Entry Function, Trunk Lid Operation, Trunk Link with Door Lock, Tunnel Beam Function, Turn by Turn Animation Function, Ultrasonic Sensor (Front Center) Detection Range, Ultrasonic Sensor (Front Corner) Detection Range,

Ultrasonic Sensor (Rear Center) Detection Range, Ultrasonic Sensor (Rear Corner) Detection Range, Ultrasonic Sensor (Side) Alarm Detection Range, Ultrasonic Sensor (Side) Alarm Function, Ultrasonic Sensor Actuation (Shift N), Unlock 2 Operation, Unlock Key Twice Function, Unlock Key Twice, User Support Service Function, Usual Air Bleeding - All lines, Usual Air Bleeding - FL Line, Usual Air Bleeding - FR Line, Usual Air Bleeding - RL Line, Usual Air Bleeding - RR Line, Valet Mode Cancel, Video Device Connection Check(mm), Voice Guidance Function, Walk Away Lock after Getting Out Func (Closing), Walk Away Lock after Getting Out Function, Warm-up Time Setting, Warning by Glass Broken Sensor, Warning by Horn Function, Warning by Horn, Warning Time, Window Open Warning Function, Window Open Warning, Wiper Specification Switch, Wiper Voice Control Function, Wireless Auto Lock, Wireless Backdoor Open Operation Adjust, Wireless Buzzer Resp, Wireless Buzzer Response Function, Wireless Buzzer Vol, Wireless Buzzer Volume Setting, Wireless Buzzer Volume, Wireless Control Function, Wireless Control, Wireless Glass Hatch Open Operation Adjust, Wireless Glass Hatch Open, Wireless Lock Function with Doors Open, Wireless Trunk Lid Open Operation Adjust, Wireless Unlock Twice Function, Zero Point Calibration

905 new Actuation type special tests:

2nd START Indicator, 4LO Indicator, 4WD AUTO Indicator, 4WD Indicator (Green), 4WD Indicator (Yellow), 4WD Lock Indicator, 4WD Warning Light, 4WD Warning, A/M Servo Pulse(FR D), A/M Servo Pulse(FR P), A/O Servo Pulse(FR D), A/O Servo Pulse(FR P), A/O Servo Pulse(Rr D), A/O Servo Pulse(Rr P), ABS Front Left Hold Solenoid, ABS Front Left Release Solenoid, ABS Front Right Hold Solenoid, ABS Front Right Release Solenoid, ABS Rear Left Hold Solenoid, ABS Rear Right Hold Solenoid, ABS Rear Right Release Solenoid, ABS Solenoid (SFLH), ABS Solenoid (SFLR), ABS Solenoid (SFRH), ABS Solenoid (SFRR), ABS Solenoid (SRLH), ABS Solenoid (SRLR), ABS Solenoid (SRRH), ABS Solenoid (SRRR), ABS Solenoid Test, ABS Solenoid, ABS Warning Light, ABS Warning, A-C Driving Demand, Access to Rear Seat Signal, ACM Inhibit, Activate S1 Solenoid, Activate S2 Solenoid, Activate S3 Solenoid, Activate S4 Solenoid, Activate SL Solenoid, Activate SL1 Solenoid, Activate SL2 Solenoid, Activate SL3 Solenoid, Activate SL4 Solenoid, Activate SL5 Solenoid, Activate SLT Solenoid, Activate SLU Solenoid, Activate SR Solenoid, Activate the (Inverter) Water Pump, Activate the Air Inlet Damper Target Pulse, Activate the Circuit Relay, Activate the Coolant Water Route Switching Valve 2, Activate The Coolant Water Route Switching Valve, Activate the Electric Heater1 Relay, Activate the Electric Heater2 Relay, Activate the Electric Heater3 Relay, Activate The Electric Water Pump, Activate the Engine Oil Pressure Control Valve, Activate the EVAP Purge VSV, Activate The Fuel Filler Opener, Activate the Fuel Pressure Discharge, Activate The Fuel Vapor-Containment Valve, Activate the Mirror Heater Relay, Activate The Power Window, Activate the Rear AC Magnet Valve, Activate the Slip Indicator Light, Activate The Solenoid (SC1), Activate The Solenoid (SC2), Activate the Solenoid (SC3), Activate the Solenoid (SL6), Activate The Solenoid (SLC), Activate The Solenoid (SLG), Activate the Solenoid (SLS) High/Low, Activate the Solenoid (SLS) MAX/MIN, Activate The Solenoid(Sc), Activate The Solenoid(Slp), Activate the TC Terminal, Activate The Vacuum Pump, Activate The VSV For Intake Control, Activate The VSV For Swirl Control Valve, Activate The VSV For Vent Valve, Activate The Water Pump, Active TRC Indicator, ACTIVE TRC Warning, Advanced Parking Guidance Indicator, Advice Display, AFS Alarm Display, AFS Indicator (Malfunction) Display, AFS OFF Indicator, AHS LH High Beam, AHS RH High Beam, Air Bypass Valve Bank 2, Air Bypass Valve Solenoid, Air Inlet Damper (Rear), Air Inlet Damper Control Servo Motor, Air Inlet, Air Mix Damper (Driver Side), Air Mix Damper (Passenger Side), Air Mix Damper (Rear), Air Mix Servo Targ Pulse(D), Air Mix Servo Targ Pulse(P), Air Mix Servomotor Pulse D Side, Air Outlet (Front), Air Outlet (Rear), Air Outlet Damper (Driver Side), Air Outlet Damper (Passenger Side), Air Outlet Damper (Rear), Air Outlet DEF, Air Outlet Rear FOOT (Driver Side), Air Outlet Rear FOOT (Passenger Side), Air Outlet Servometer Pulse (D), Air Purifier Mode, Air Purifier(Ion), Air

Suspension Indicator (HI), Air Suspension Indicator (LO), Air Suspension Indicator (N), Airbag Warning, All Indicator, Alternator Voltage Control, ARS Warning Light, Ashtray Light, ASL Indicator, ASL Warning, Assist Fan, AST Indicator, A-T Indicator Operation (2), A-T Indicator Operation (3), A-T Indicator Operation (4), A-T Indicator Operation (B), A-T Indicator Operation (D), A-T Indicator Operation (L), A-T Indicator Operation (N), A-T Indicator Operation (P), A-T Indicator Operation (R), A-T Indicator Operation (S), A-T Indicator Operation (Sport M), A-T Indicator Operation (Sport S), A-T Oil Temperature Warning, A-T P Warning, A-TRC(TRAC) Indicator Light, Auto Air Conditioner Indicator, Auto High Beam Control Indicator, Auto High Beam Warning Indicator, Auto Leveling Headlamp Indicator, Auto LSD Indicator Light, Auto LSD Indicator, Auto Mode, Auto Power OFF Cancel, Automatic High Beam Indicator (Green), Automatic High Beam Indicator (Yellow), Automatic High Beam Indicator, Automatic High Beam Operation, Automatic High Beam Switch Light, Automatic High Beam, Auxiliary Battery Warning, AVS Comfort Indicator, AVS Sports Indicator, Back Door Power Window Down, Back Door Power Window Up, Back Door Select, Back Door Sensor Power Supply, Batt Cool Down Servo Targ Pls, Battery Magnetic Valve, Beep, BH Operated Light, BH Standby Indicator, BH Standby Light, Blower Level, Blower Motor, Brake Hold Indicator, Brake Override Warning, Brake Warning Light, Brake Warning, BSM Indicator, BSM OFF Indicator, BSM Warning, Buzzer For Accessory Output, Buzzer Operation (1.6khz, Vol S, W-O Damping), Buzzer Operation (2.0khz, Vol S, W-O Damping), Buzzer Operation (2.4khz, Vol L, W-O Damping), Buzzer Operation (800hz, Vol L, W- Damping), Buzzer Operation (800hz, Vol L, W-O Damping), Buzzer Operation (800hz, Vol S, W- Damping), Buzzer Operation (800hz, Vol S, W-O Damping), Buzzer, Cancel Communication Function Pausing, Cargo Light, Ceiling Light, Cent Consol Spot LGT, Center DIFF LOCK Indicator, Charge Indicator, Charge Warning (Red), Charge Warning, Check Engine Warning, Check Mode, Clearance Light (+ Front Side Marker Light), Clearance Light, CNG Mode Indicator, Collision Door Lock Release, Color Test Screen (Adjustment), Color Test Screen (Black), Color Test Screen (Blue), Color Test Screen (Color Bars), Color Test Screen (Green), Color Test Screen (Red), Color Test Screen (White), Color Test Screen, Compression Test, Compressor Target Speed, Connect The TC And TE1, Control the ACIS VSV Motor Duty Ratio, Control The ACM Inhibit, Control The EGR Step Position Bank 1, Control The EGR Step Position, Control the Electric Thermostat Duty Ratio, Control the Engine Cooling Fan Duty Ratio, Control The ETCS Open/Close Fast Speed, Control The ETCS Open/Close Slow Speed, Control the Exhaust VVT OCV Duty Ratio Bank 1, Control the Exhaust VVT OCV Duty Ratio Bank 2, Control The Fuel Pump Duty Ratio (Brushless), Control the Fuel Pump Duty Ratio, Control The Injection Mode, Control The Injection Volume For A/F Sensor, Control the Intake VVT OCV Duty Ratio Bank 1, Control the Intake VVT OCV Duty Ratio Bank 2, Control the Motor/Generator Cooling Oil Pump, Control the Shift Area (CVT), Control the Target Fuel Pressure Offset, Control the Transmission Oil Pump, Control the Wastegate Valve Duty Ratio, Cool A/M Servo Pulse(D), Cool A/M Servo Pulse(P), Cool Air Bypass Damper (Driver Side), Cool Air Bypass Damper (Passenger Side), Cool Air Bypass Pls(P), Cool Air Bypass Pulse, Coolant Cool Warning Lamp, Coolant Hot Warning Lamp, Cooling Electric Expansion Valve, Cornering Lamp Test, Cornering Light, Cornering Light-Front Side Illuminate Light (Dim), Cornering Light-Front Side Illuminate Light, Courtesy Light, Crawl Control Light, CRAWL Indicator, CRAWL Warning, Cruise Control-PCS-LKA Buzzer, Cruise Indicator (Yellow), Cruise Indicator, D-4S (A/F Control), D-4S (Fuel Cut), D-4S (Injection Volume), DAB Indicator Light, Day/Night Time signal, Daytime Running Light, DCM Firmware Update, D-Door Unlock, DEF A/O Servo Pulse(D), Defogger Control, Defogger Relay Rear, Dehumidification Magnetic Valve, Deicer Relay Front, Delivery Heater, Diesel Particulate Filter Warning, Diesel Throttle Target Angle Bank 1, Diffuse Pulse(R), Dimmer Signal, Display Brightness, Door Illumination 1, Door Illumination 2, Door Lock Indicator, Door Lock, Door Lock/Unlock Status Lamp, Door Open Warning, Door Unlock, Double Lock Unset, Downhill Assist Control Indicator, Downhill Assist Control Light, Downhill Assist Control Warning, Drift From The Lane Indicator, Drift From The Lane Warning, Drive Swivel Motor LH LEFT, Drive

Swivel Motor LH, Drive Swivel Motor RH RIGHT, Drive Swivel Motor RH, Drive The Leveling Motor, Driver Seat Sensor Power Supply, Driver Side Seat Belt Warning, Dr-Seat Outside Transmitter, Dr-Seat Select, D-Seat Outside Transmitter, D-Seat Select, DSS Signal Buzzer, EBS Relay, ECB Control Invalid, ECB Main Relay 2, ECB Main Relay, ECB Main Relay2, ECB Motor Relay, ECB Motor Relay2, ECB Solenoid (SC1), ECB Solenoid (SC2), ECB Solenoid (SCC), ECB Solenoid (SGH), ECB Solenoid (SLA) Valve Close, ECB Solenoid (SLA), ECB Solenoid (SLAFL) Valve Close, ECB Solenoid (SLAFL) Valve Open, ECB Solenoid (SLAFL), ECB Solenoid (SLAFL2), ECB Solenoid (SLAFR) Valve Close, ECB Solenoid (SLAFR) Valve Open, ECB Solenoid (SLAFR), ECB Solenoid (SLAFR2), ECB Solenoid (SLARL) Valve Close, ECB Solenoid (SLARL) Valve Open, ECB Solenoid (SLARL), ECB Solenoid (SLARL2), ECB Solenoid (SLARR) Valve Close, ECB Solenoid (SLARR) Valve Open, ECB Solenoid (SLARR), ECB Solenoid (SLARR2), ECB Solenoid (SLR) Valve Close, ECB Solenoid (SLR), ECB Solenoid (SLRFL) Valve Close, ECB Solenoid (SLRFL) Valve Open, ECB Solenoid (SLRFL), ECB Solenoid (SLRFL2), ECB Solenoid (SLRFR) Valve Close, ECB Solenoid (SLRFR) Valve Open, ECB Solenoid (SLRFR), ECB Solenoid (SLRFR2), ECB Solenoid (SLRRL) Valve Close, ECB Solenoid (SLRRL) Valve Open, ECB Solenoid (SLRRL), ECB Solenoid (SLRRL2), ECB Solenoid (SLRRR) Valve Close, ECB Solenoid (SLRRR) Valve Open, ECB Solenoid (SLRRR), ECB Solenoid (SLRRR2), ECB Solenoid (SMC), ECB Solenoid (SMC/SRC/SCC), ECB Solenoid (SMC1), ECB Solenoid (SMC2), ECB Solenoid (SMC-SRC-SCC), ECB Solenoid (SRC), ECB Solenoid (SSA), ECB Solenoid (SSC), ECB Solenoid, ECB Utility, ECB Warning Indicator, ECB Warning Light, ECB Warning, ECO Mode Indicator, ECONO Indicator, ECT PWR Indicator, ECT SNOW Indicator, Electric Heater1, Electric Heater2, Electric Heater3, Electric Water Heater, Electrical Fan, Emergency Call Cancellation, Emergency Exit Warning, Emission Pulse(R), EPB Auto OFF Indicator, EPB Control Switch, EPB Warning Light, EPS Warning, EV Drive Indicator, EV Mode Indicator, Evaporator Magnetic Valve, Extended Illumination 1, Extended Illumination 2, Exterior Lighting SW, Extra High Beam, Face A/O Servo Pulse(D), Face A/O Servo Pulse(P), Flash Handle Fold, Flash Handle Return, Fold/Unfold Mirrors, Foot A/O Servo Pulse(D), Foot A/O Servo Pulse(P), Foot Light, Fr Control Rear Air Outlet Damper Servo Motor, Front Air Mix Damper Control Servo Motor, Front Air Outlet Damper Control Servo Motor, Front Buzzer, Front Deicer Relay, Front Evaporator Magnetic Valve, Front Fog Lamp Indicator, Front Fog Light Relay, Front Fog Light, Front Foot Light, Front Footwell Lights, Front Left Air Mix Damper Control Servo Motor, Front Left Air Outlet Damper Control Servo Motor, Front Left Seat Blower, Front Left Seat Heater, Front Right Air Mix Damper Control Servo Motor, Front Right Air Outlet Damper Control Servo Motor, Front Right Seat Blower, Front Right Seat Heater, Front Washer Relay, Front Wiper Hi Operation, Front Wiper Lo Operation, Fr-Seat Inside Transmitter, Fuel Cap Reminder Warning, Fuel Filter Warning, Fuel Gauge Indicator, Fuel Gauge Operation (1-2), Fuel Gauge Operation (1-4), Fuel Gauge Operation (3-4), Fuel Gauge Operation (Empty), Fuel Gauge Operation (Full), Fuel Gauge Operation (Sender E), Fuel Gauge Operation (Sender F), Fuel Gauge Operation (Warning), Fuel Gauge Operation For CNG (1-2), Fuel Gauge Operation For CNG (1-4), Fuel Gauge Operation For CNG (3-4), Fuel Gauge Operation For CNG (Empty), Fuel Gauge Operation For CNG (Full), Fuel Gauge Operation For CNG (Sender E), Fuel Gauge Operation For CNG (Sender F), Fuel Gauge Operation For CNG (Warning), Fuel Lid Lock Relay, Fuel Lid Opener, Fuel Lid, Fuel Pump - Duty Cycle, Fuel Pump Single Phase Energization, Fuel Warning (CNG), Glass Hatch Open, GLOW Warning, Go To Service Warning, Green Indicator, H/B Motor Relay, Hazard Answer Back, Hazard, H-B Motor Relay, Head Light Hi, Head Up Display Indicator, Headlamp Indicator, Headlight Cleaner, Headlight High Beam, Headlight Indicator, Headlight Leveling Indicator Display, Headlight Leveling Indicator, Headlight Leveling Initialize Incomplete Display, Headlight Low Beam, Headlight Relay, Headlight Relay-Light Power Supply Relay, Headlight System Malfunction Display, Heat Exchange Shut Valve, Heater Valve, Heating Electric Expansion Valve, Heating Three-way Valve, Height High Indicator, Height High Warning, High Beam Headlight, High Beam Indicator, High Beam LH, High

Beam RH, High Pressure Magnetic Valve, High Voltage Electric Heater, High-Beam Headlights, Hold Indicator, Hot A/M Servo Pulse(D), Hot A/M Servo Pulse(P), HV System Indicator (0%), HV System Indicator (100%), HV System Indicator (200%), HV System Indicator (300%), HV System Indicator (400%), HV System Indicator (-50%), HV System Indicator (MAX), HV System Indicator (MIN), HV Unit Hot Warning, HV-EV System Indicator (0%), HV-EV System Indicator (100%), HV-EV System Indicator (200%), HV-EV System Indicator (300%), HV-EV System Indicator (400%), HV-EV System Indicator (-50%), HV-EV System Indicator (MAX), HV-EV System Indicator (MIN), HWD Relay, Hybrid Battery Charge, Hybrid Battery Heater Relay, Hybrid System Warning, Hydrogen Leak Warning, ICS OFF Warning, IG OFF P/W Control Permission Output, IG OFF P-W Control Permission Output, IGP Signal, Illuminated Entry System, Illumination Module A1, Illumination Module A2, Illumination Module A3, Illumination Module A4, Illumination Module B1, Illumination Module B2, Illumination Module B3, Illumination Module B4, Immobilizer Indicator, iMT Indicator (Green), iMT Indicator (Yellow), Indicat. Lamp VSC OFF, Indicate AFS OFF Lamp, Indicator Condition, Indicator For Lighting, Initial Axis Adjust Value Display, Injection Timing Select Cylinder, Injection Volume, Injector Compensation, Inside Handle Illumination, Inside Handle Light, Inside Luggage Tuner Power Supply ON, Inside Luggage Tuner Power Supply, Inside Trunk/Backdoor Transmitter, Inspection Mode, Instrument Panel Illumination, Intercooler Water Pump Relay, Interior Illumination Light, Interior Illumination Light1, Interior Panel Relay, Intrusion Sensor Power, Intrusion Sensor, INTUITIVE P-A LCD Indicator, INTUITIVE P-A LCD OFF Indicator, Ion Generator, KDSS Warning, Key Cylinder Illumination, LDA Buzzer, LDA Indicator (White), LDA Indicator, LDA Steering Control Indicator, LDA Warning, LED Headlamp Warning, Left High Beam, Left LDA Indicator, Left LDA Warning, Left Turn Signal Indicator, Left Turn Signal Lamp, Left Turn Signal Light, LH Courtesy Light, LH Mirror Right/Left, LH Mirror Up/Down, Light Control Glass Relay, Light Control Switch (DOWN), Light Control Switch (Single), Light Control Switch (UP), Limited Power Indicator, Lithium Battery Check Indicator, Lithium Battery Hot Indicator, Load Specification Information, Low Beam, Low Pressure Magnetic Valve, Low-Beam Headlights, Lower Air Mix (Driver Side), Lower Air Mix (Passenger Side), LPG Indicator, Luggage Mode Indicator (Yellow), Luggage Mode Indicator, M/H Bypass Cool Servo Pls, M/H Bypass Hot Servo Pls, Magnetic Clutch Relay, Magnetic Valve Operation, Main Indicator, Maintenance Warning, Master Warning, Meter Day Mode Switch, Meter Display (0), Meter Display (1), Meter Display (2), Meter Display (3), Meter Display (4), Meter Display (5), Meter Display (6), Meter Display (7), Meter Display (8), Meter Display (9), Meter Display (All), Middle Pressure Magnetic Valve, Mirror Fold Signal, Mirror Fold, Mirror Heater Relay, Mirror Heater, Mirror Left/Right, Mirror Return Signal, Mirror Return, Mirror Up/Down, MMT E Mode Warning, Motor Relay Control, Motor Relay, Multi Channel SW, Multi Display All (White), Multi Display Default Screen, Multi Display Select Switch, Multi Switch (Back), Multi Switch (Down), Multi Switch (Enter), Multi Switch (Left), Multi Switch (Right), Multi Switch (Top), Multi Switch (Up), Navi CVT Indicator, Navigation Module, Night View Indicator, O-D OFF Indicator, ODO-TRIP Change Switch, OFF Road Guidance Indicator, OFF Road Guidance Warning, Oil Level Warning, Oil Pressure Meter Operation (1-2), Oil Pressure Meter Operation (1-4), Oil Pressure Meter Operation (3-4), Oil Pressure Meter Operation (HIGH), Oil Pressure Meter Operation (LOW), Oil Pressure Warning, Open Door Warning, Outer Mirror Reverse Light, Outside Mirror Footwell Lights, Outside Trunk/Backdoor Transmitter, Over Speed Indicator, Overhead Tuner Power Supply ON, Overhead Tuner Power Supply, P Manual SW LED, P Range Indicator, P Supply for Steering Lock, Pager For Accessory Output, Panel Light, Park Warning, Passenger Seat Operation Switch Indicator, Passenger Seat Sensor Power Supply, Passenger Side Seat Belt Warning, PCS OFF Warning, PCS Warning, Pedestrian Protection Warning, PKB Full Release Control, PKB Light, PKB Lock Control, PKB Release Control, Power For BDoor Sens, Power For DR-Seat Sens, Power For Intrusion Sensor2, Power For PR-Seat Sens, Power For P-Seat Sens, Power For Tilt Sensor, Power Running Board Forced Retracting, Power Window SW LED, Power Windows, Power/Engine SW Light, PPS Solenoid, PPS Warning,

Pre Crash Brake OFF Light, Pre-Charge Pump, Prohibit the Catalyst OT Misfire Prevent Fuel Cut, Prohibit the Idle Fuel Cut, Proximity Sound (Low Speed), Proximity Sound (Vehicle Stationary), Proximity Sound Indicator, Pr-Seat Outside Transmitter, Pr-Seat Select, P-Seat Outside Transmitter, P-Seat Select, PTC Heater, Pump Check Pattern, Radar Cruise Indicator (Yellow), Radar Cruise Indicator, RCD OFF Indicator, RCTA Indicator, RCTA OFF Indicator, Ready Indicator, Rear A/M Servo Pulse(P), Rear A-C Mag Valve, Rear Air Mix Damper Control Servo Motor, Rear Air Mix Servo Target Pulse, Rear Blower Level, Rear Blower Motor, Rear Buzzer, Rear Defogger Relay, Rear Defogger, Rear DIFF LOCK Indicator, Rear Driver Side Sensor Power Supply, Rear Fog Lamp Indicator, Rear Fog Lamp, Rear Fog Light Relay, Rear Fog Light, Rear Inner Wheel Control Indicator, Rear Inner Wheel Control Warning, Rear Left Seat Blower, Rear Left Seat Heater, Rear Light Indicator, Rear Passenger Side Sensor Power Supply, Rear personal light, Rear Right Air Mix Damper Control Servo Motor, Rear Right Seat Blower, Rear Right Seat Heater, Rear Seat Belt Warning, Rear Side Buckle Light, Rear Washer Relay, Rear Welcome Light, Rear Wiper Operation, Rear Wiper Washer Motor Relay, Red Indicator, Reductant Discharge, Reductant Filling (Pressure Keep), Reductant Injection Valve, Reductant Pipe Heater, Reductant Pump Check (Backward), Reductant Purge, Reductant Tank Heater, Reductant Warning, Refrigerant Gas Volume Check, Relay for Interior Light Auto Cut Function, Remote Engine Starter, Reverse Gear Signal, Reverse Signal, RH Courtesy Light, RH Mirror Right/Left, RH Mirror Up/Down, Ride Mode Indicator, Right Front Seat Heater, Right High Beam, Right LDA Indicator, Right LDA Warning, Right Turn Signal Indicator, Right Turn Signal Lamp, Right Turn Signal Light, RL Wheel Air Bleeding Pattern, RR Wheel Air Bleeding Pattern, Rr-Seat Inside Transmitter, Seat Heater Active Level, Seat Memory Light, Security Horn 2, Security Horn, Security Indicator, Self Power Siren, SET Indicator, Shift-By-Wire Warning, Shock Detection Unlock, Shutter Closing Operation Fixed Length, Shutter Closing Operation Lock Detection, Shutter Half-Open Operation, Shutter Opening Operation Fixed Length, Shutter Opening Operation Lock Detection, Side Mirror Foot Light, Signal Check, SIL Indicator (Down), SIL Indicator (Up), Slip Indicator Light, Slip Warning, Smart System Indicator, Smart System Warning, SOC Gauge (1-2), SOC Gauge (1-4), SOC Gauge (3-4), SOC Gauge (MAX), SOC Gauge (MIN), SOC Warning, Solenoid Relay, Speed Signal Input (0), Speed Signal Input (120), Speed Signal Input (160), Speed Signal Input (200), Speed Signal Input (240), Speed Signal Input (280), Speed Signal Input (320), Speed Signal Input (360), Speed Signal Input (40), Speed Signal Input (400), Speed Signal Input (80), Speedometer Operation (0km-H,0mph), Speedometer Operation (120km-H,120mph), Speedometer Operation (160km-H,160mph), Speedometer Operation (200km-H,200mph), Speedometer Operation (240km-H,240mph), Speedometer Operation (280km-H,280mph), Speedometer Operation (320km-H,320mph), Speedometer Operation (360km-H,360mph), Speedometer Operation (400km-H,400mph), Speedometer Operation (40km-H,40mph), Speedometer Operation (80km-H,80mph), Sport Indicator (CVT Sport), Start SW Light Power Supply, Steering Heater Indicator (Yellow), Steering Heater, Steering Wheel Vibration, Step Light, Stop And Start OFF Indicator, Stop And Start ON Indicator, Stop Lamp Relay, Stop Light Relay, Stop light System Indicator Light, Stroke Simulator Cut Valve Pattern, Sub Fuel Gauge Operation (1-2), Sub Fuel Gauge Operation (1-4), Sub Fuel Gauge Operation (3-4), Sub Fuel Gauge Operation (Empty), Sub Fuel Gauge Operation (Full), Sub Fuel Gauge Operation (Sender E), Sub Fuel Gauge Operation (Sender F), Tachometer Operation (0rpm), Tachometer Operation (10000rpm), Tachometer Operation (2000rpm), Tachometer Operation (3000rpm), Tachometer Operation (4000rpm), Tachometer Operation (5000rpm), Tachometer Operation (6000rpm), Tachometer Operation (7000rpm), Tachometer Operation (8000rpm), Tachometer Operation (9000rpm), Tailgate Open, Taillamp Indicator, Taillight Relay, Taillight-Clearance Light, Temporary Vehicle Start Up, Test The Turbo Charger Step Motor Bank 1, Timer Switch (00), Timer Switch (H), Timer Switch (M), Timer Switch (Single), Timing Belt Warning, Tire Pressure Indicator, Tire Pressure Light, Tire Pressure Warning System Indicator, Tow Haul Indicator, TPMS Warning Light, Trac Motor Relay, TRAC Solenoid (SPFL), TRAC Solenoid

(SPFR), TRAC Solenoid (SRCF), TRAC Solenoid (SRCR), TRAC Solenoid (SRMF), TRAC Solenoid (SRMR), Trailer Reverse Assistant Light, TRC OFF Indicator Light, TRC(TRAC) Motor Relay, TRC(TRAC) OFF Indicator Light, Trip Reset Switch, Trunk And Back-Door Open, Turn Light LH Relay Operation, Turn Light RH Relay Operation, Upper Air Mix (Driver Side), Upper Air Mix (Passenger Side), Variable Shade Beam LH, Variable Shade Beam LH/RH, Variable Shade Beam LH-RH, Variable Shade Beam RH, Vehicle Approach Warning OFF Indicator, Vehicle Horn, Vehicle Proximity Notification System Warning, Vehicle Stop Warning, VGRS Warning, Viscous Heater, Volt Meter Operation (0V), Volt Meter Operation (12V), Volt Meter Operation (15V), Volt Meter Operation (18V), Volt Meter Operation (3V), Volt Meter Operation (6V), Volt Meter Operation (9V), VSC OFF Indicator Light, VSC OFF Indicator, VSC Solenoid, VSC TRC Indicator, VSC Warning Light, VSC/TRAC Off Indicator Light, VSC/TRAC Solenoid, VSC/TRC Solenoid (SMF), VSC/TRC Solenoid (SMR), VSC/TRC Solenoid (SPFL), VSC/TRC Solenoid (SPFR), VSC/TRC Solenoid (SRCF), VSC/TRC Solenoid (SRCR), VSC/TRC Solenoid (SRMF), VSC/TRC Solenoid (SRMR), VSC-TRAC Off Indicator Light, VSC-TRAC Solenoid (SMF), VSC-TRAC Solenoid (SMR), VSC-TRAC Solenoid (SPFL), VSC-TRAC Solenoid (SPFR), VSC-TRAC Solenoid (SRCF), VSC-TRAC Solenoid (SRCR), VSC-TRAC Solenoid (SRMF), VSC-TRAC Solenoid (SRMR), VSC-TRC(TRAC) Solenoid, Washer Nozzle Heater, Washer Warning, Water Level Warning, Water Pump, Water Temperature Meter Operation (110C,230F), Water Temperature Meter Operation (120C,248F), Water Temperature Meter Operation (127C,260F), Water Temperature Meter Operation (50C,122F), Water Temperature Meter Operation (60C,140F), Water Temperature Meter Operation (70C,158F), Water Temperature Meter Operation (80C,176F), Water Temperature Meter Operation (Middle), Wiper Power Relay, Wireless Buzzer

New Coverage Details – USA European

New Alfa Romeo Coverage

60 new Adjustment type special tests:

ABS Unit Bleed, Actuator Calibration, Back Lighting, Brake Fluid Replacement/Brake Fluid Reservoir Substitution, Calibrate Tandem Master Cylinder Sensor, Caliper EPB substitution, Clear TPM Sensor Rolls Test Results, Clear TPM Sensor Warnings, Downstream Lambda Sensor Heater Self-learning Reset, DTCM Replacement, Electric Park Brake Management, Enable Brake Pedal, Enable/Disable The Roll Bench Mode, EPB Assembly Check, Exit Logistic Mode, Exit Shipping Mode, Fire Protection System Activate, Front Axle Nominal Tire Pressure, Front Brake Disc Substitution, Front Caliper Substitution, Heated Seat NTC Validation, HVAC Actuator Calibration Test, HVAC FGA Self Learning Motors Test, Initialize EPS, Intake Lambda sensor adaptive parameters reset, Longitudinal And Lateral Sensor Calibration, Modify Volumetric Sensors Sensitivity, Oil Change, Oil Service Reset, Original VIN Lock, Power Take - Off Unit Replacement, Pressure Sensor Calibration, Production State, Proxi Configuration Alignment, Proxi Configuration, RDU Replacement, Rear Axle Nominal Tire Pressure, Rear Brake Disc Substitution(Continental), Reset Adaptive Data, Reset Angle Offset, Reset ECU, Reset Fuel Rail Bleed Procedure, Reset of VCM Bad Programming Snapshot, Reset oil life monitoring parameter, Reset Parameters to Default, Reset Service Information, Seat Belts Alarm Enable, Seat Belts Alarm Exclusion, Settling Group Caliper and Brake Pads, Throttle Body Self-Learn Activation, Tire Pressure Sensor Registration, TPM Pressure Update to Placard Value, TPMS Calibration, Trailer Hook Presence Disabling, Trailer Hook Presence Enabling, Update Front and Rear Axle Nominal Tire Pressure

Values, VCM Adaptive Parameter Reset After Block Change, VCM Adaptive Parameter Reset After Oil Change, VIN Lock, Write VIN

923 new Actuation type special tests:

"EOBD" (Electronic On Board Diagnostic) failure indication, 1st Row Ceiling Light, 2nd Row Ceiling Light, 2WD Rolls Mode, 3rd Row Ceiling Light, 4th Row Ceiling Light, A/C Request, ABS (Anti-lock Brake System) safety indication, ABS Lamp, ABS Safety indication, ABS Safety lamp, A-C Request, Actuate All Heaters, Actuator Test Injector, Actuator Test Inverse Pump, Actuator Test Pump, Actuator Test Tank Heater, Actuator Test Tube Heater, Air Conditioner Relay Command, Air Defrost Motor Distribution (Left side), Air Defrost Motor Distribution (Right side), Air Distribution Motor Command (Mode), Air Mix Motor, AIR Mixing Motor Command (Left SIDE), AIR Mixing Motor Command (Right Side), Air Mode Motor, Air Rear Motor Distribution, Air Recirculation Motor Command, Air Vent - Floor Motor Distribution (Left side), Air Vent - Floor Motor Distribution (Right side), Airbag failure indication, Alarm/Doors Status Led, Alarm/Doors Status/Deterrence LED, Alarm-Doors Status-Deterrence LED, All Lights Front Command, All Lights Rear Command, All Stop Lights (EMEA 949), All Stop Lights (EMEA 952), All Stop Lights (NAFTA 949), All Stop Lights (NAFTA 952), ALL Stop Lights Command, All Stop Lights W-Combined Rear Lighting, All Stop Lights W-O Combined Rear Lighting, All Stop Lights, All Turn Lights Command, Ambient dimming command, Ambient Dimming, Ambient Illumination; Interior, Ambient Light, Ambient Lighting Command, AMP Output Short Test, AMP Output Tone Test, Antenna Power, Antilock brake (ABS) failure indication, Anti-lock Brake System (ABS) safety indication, ASR Button lamp, ASR-ESP Safety indication, ASR-ESP Safety Lamp, Assist Call Button Green LED, Assist Call Button Red LED, Assist Call Green Day PWM, Assist Call Green Night PWM, Assist Call Red Day PWM, Assist Call Red Night PWM, Audio Measure AC and DC, Audio Routing, Audio Test For Subwoofer Specific, Audio Video Signal Detection, Audio Volume (Current Source), Audio Volume (current source), Audio Volume (ENT), Audio Volume (INFO 1), Audio Volume (INFO 2), Audio Volume (SIG), Auto high beam activation, Autocheck, Automated Driver Door Ajar Signal, Automated Driver Door Open, Automatic Functions Activation, Automatic High Beam, Background LED Illumination Level, Backlight 1 Level, Backlight 2 Level, Backlight 3 Level, Backlight 4 Level, Backlight 5 Level, Backlight 6 Level, Backlight 7 Level, Backlight 8 Level, Backlight Command (Day Night Internal Light), Backlighting Dimming Command, Backlighting LEDs, Backlighting, Backup Light, Backup Lights, Balance Level Settings, Balance Settings, Bargraph, Bass Level Settings, Bass Settings, Battery-Alternator FAIL-Charge, Blow By Heater Relay Command, Blow-by Heater command, BLOWER Motor Brushed, BLOWER Motor Brushless, Blower Motor Command, Blower Motor Speed, Blower Motor, Blue Lights, Brake Sys Fail Ind,Elec PK Brk Indication And EPB Fail Indicati, Brake Sys Fail Indication, Electronic Parking Brake Indication, Brake System Fail Indicator, EPB Indicator, Brake System Failure [EMEA Only], Brake System Failure [US Only], Brk Sys fail Ind (EBD Included) - Man Park Brk Ind, Brk Sys fail Indication, Elec Park Brk Ind, Brk Sys fail Indication,Elect Park Brk Ind and EPB fail Ind, Button LEDs, Button symbol Back-Light PWM Duty, Buzzer Control, Buzzer, Cabin AIR Temperature Sensor Blower, Calibration Sensor, Camshaft Valve Control Position inlet command, Camshaft Valve Control Position outlet command, Ceiling Light Front Command, Ceiling Light Front, Ceiling Light Rear Left or Central, Ceiling Light Rear Left, Ceiling Light Rear Right, Ceiling Light, Central high mounted Stop Light (CHMSL), Central high mounted Stop Light, Central Lock, Central Stop Lamp, Central Unlock, Channel 1, Channel 10, Channel 11, Channel 12, Channel 2, Channel 3, Channel 4, Channel 5, Channel 6, Channel 7, Channel 8, Channel 9, CHSML and Stop/Turn Lights, Clearance Identification Lights Relay, Comfort Closing And Opening, Comfort ClosingOpening, Comfort ENABLE Command, Comfort Enable, Command By-Pass Valve, Command Key Unlock, Command Shift Lock, Control chime, Cooling Fan, Cruise control lamp command, D+ Repetition Relay Command, Damper Front Left Command, Damper Front Right Command, Damper Rear Left Command, Damper Rear Right

Command, Day Lights Left - Right, Day Lights Left -Right, Day Lights Left, Day Lights Right, Day Lights, Day Run Light (DRL) Parking Light Left (Halogen), Day Run Light (DRL) Parking Light Left (Xeno), Day Run Light (DRL) Parking Light Left LED, Day Run Light (DRL) Parking Light Left, Day Run Light (DRL) Parking Light Right (Halogen), Day Run Light (DRL) Parking Light Right (Xeno), Day Run Light (DRL) Parking Light Right LED, Day Run Light (DRL) Parking Light Right, Day Run Light (DRL) Parking Turn Light Left, Day Run Light (DRL) Parking Turn Light Right, Daylights and Position Left, Daylights and Position Right, Daylights Halogen Left, Daylights Halogen Right, Daylights Xenon Left, Daylights Xenon Right, Deactivation Parking Sensor LED, Deactivation Parking Sensor, Dead Lock Relay, DeadLock Relay, DeadLock Relay-Independent Driver Door Unlock, Defeat Engine ON, Diagnosis Module for Tank Leakage (DMTL) command, Diesel Particulate Filter Lamp Command, Dimming display, Dimming Graphics, Direct Injection Valve 1 Command, Direct Injection Valve 2 Command, Direct Injection Valve 3 Command, Direct Injection Valve 4 Command, Direct Injection Valve 5 Command, Direct Injection Valve 6 Command, Display Dimming, DNA Status LED 3, Door Ajar Signal To Front Ceiling Dome, Door Ajar, Door Handle Power Control, Door Handle Power, Door Handle Verification Test, Door Locks, Door Status LED Command, Door Status Led, Doors Status - Deterrence LED Driver Door, Doors Status - Deterrence LED Passenger Door, Doors status - deterrence LED, Downstream lambda probe heater command, Drive Style 2 LED Command, Drive style 2 LED, Drive Style 3 LED Command, Drive style 3 LED, Driver Door Ajar Signal To Manual Transmission Automated, Driver Door Ajar Signal To MTA (Manual Transmission Automated), Driver Door Ajar Signal To MTA, Driver Door Handle And Puddle Light LED Command, Driver Door Lock Status LED Command, Driver Door Unlock, Driver Doors Status - Deterrence LED, Driver Heated Seat, Driver Seat Backrest Command, Driver Seat Lift Command, Driver Seat Slide Command, Driver Seat Tilt Command, Drivers Window Control, DRL - Front Park Lights, DRL Left, DRL Parking Light Left Command, DRL Parking Light Right Command, DRL Right, DSU LED Command 1, DSU LED Command 2, DSU LED Command 3, Dump valve command, EBD (Electronic Brake Distribution) safety indication, EBD Safety Lamp, E-Call Button Backlight LED, E-Call Button Green LED, E-Call Button Red LED, E-Call Green Day PWM, E-Call Green Night PWM, E-Call Red Day PWM, E-Call Red Night PWM, ECO Led Command, ECO LED, ECO-LPG-SS-E-Costing LED Command, EGR cooler bypass command, EGR high pressure cooler bypass command, EGR Valve Command, Elec Stabil Ctrl (ESC) Sys Intrvntn - fail Ind HILL HOLDER Sys, Electric Park Brake, Electric Pump Drive Unit Command, Electric seat movement Relay, Electric Seat Movimentation Relay, electromagnetic brake for engine stop command, Electronic Brake Distribution (EBD) safety indication, Electronic Parking Brake (EPB) Failure Indication [US Only], Electronic Parking Brake (EPB) failure indication, Electronic Power Steering Fail, Electronic Stability Control (ESC) Fail, Electronic Stability Control (ESC) Indicator, Electronic Stability Control (ESC) OFF lamp indication, Electronic Stability Control (ESC) Off, Electronic Stability Control (ESC) system deactivation, Electropump motor command, Electrovalve Clutch Command (K2), Electrovalve Odd Gear Command (K1), Enable sunroof unit, Engagement electrovalve PPV1 command (3rd/2nd/Reverse), Engagement electrovalve PPV1 command (6th-7th-R-5th), Engagement Electrovalve PPV2 Command (1st/4th/5th/6th), Engagement electrovalve PPV2 command (2nd-3rd-4th-1st), Engine Oil Pressure Lamp Command, Engine Speed Cluster, Engine Water Over Temperature Lamp Command, Engine Water Over Temperature, EOBD (Electronic On Board Diagnostic) Failure Indicator, EOBD And Engine System Fault Lamp, EPB (Electric park brake) Button Led, EPB (Electric park brake) Red lamp, EPB (Electric park brake) Yellow lamp, EPB Failure Lamp, EPB Function Lamp, EPB Indicator And EPB Fail Indicator, EPB switch lamp, EPB Warning Light, EPS Adaptive Data Control, ESC - HILL HOLDER Sys Fail Indicator, ESC (Electronic Stability Control) Safety lamp, ESC (Electronic Stability Control) System Deactivation, ESC / Hill Holder Failure Lamp, ESC Button Lamp, ESC Safety Lamp, Evaporative System Integrity Monitor (ESIM) solenoid command, Even Gear Clutch (K2) Control|Solenoid Valve

Command, Even gear clutch K2 control solenoid valve command, Exhaust bypass valve command, External Control Variable Displacement (ECVD), External Mirror Fold, External Mirror Unfold, Externalcrown Light Rear Left LED, Externalcrown Light Rear Right LED, Externally Controlled Variable Displacement (ECVD) Command (DC), Fade Settings, Fader Level Settings, Fader Settings, Fan Climate Relay, First Row Driver Buckle Switch Unfasten, First Row Passenger Buckle Switch Unfasten, First Start Power Limitation, Flasher - Rear backup Left Light, Flasher - Rear backup Right Light, Flasher Front Left, Flasher Front Right, Flasher Rear - Lateral Left, Flasher Rear - Lateral Right, Flex Fuel reserve indication, Fog Front Light Left, Fog Front Light Right, Fog Front Lights Left Right, Fog Lamps, Fog Light Led, Fog Lights, Fog Rear Light Left -T2 (952), Fog Rear Light Or Second Backup Light, Fog Rear Light Right -T2 (952), Fog Rear Lights - T2 (949), Forward Collision Warning Fail, Forward Collision Warning OFF, Frequency Step Selection Tuner AM-FM, Frequency Step Selection Tuner FM2, Frequency Step Selection, Front Ceiling Light - Inadvertent Lights, Front Ceiling Light + Inadvertent Lights, Front Ceiling Light Command Enable, Front Ceiling Light, Front Driver Window Lifter Command Down, Front Driver Window Lifter Command Up, Front DRL Light Xenon, Front Fog Light Left, Front Fog Light Right, Front Fog Lights Halogen, Front Fog Lights, Front Foglights, Front Jet Wiper, Front Lateral Left Turn Lights, Front Lateral Right Turn Lights, Front Left Flasher, Front Left Heat Seat Request, Front Left Parking Light, Front Lock doors command, Front Mode Door Actuator Position, Front Parking Light, Front Passenger Window Lifter Command Down, Front Passenger Window Lifter Command Up, Front Position Light Xenon, Front Position-DRL Light Halogen, Front Right Flasher, Front Right Heat Seat Request, Front Right Parking Light, Front Shut-Off Valve Request, Front SIDE Marker Command, Front Side Marker, Front Unlock, Front Wash, Front Wiper Test, Front Wiper, Fuel Filter Heater, Fuel Filter Heating, Fuel Level low, Fuel Pump Relay Command, Fuel Type, Gear Lever Position Display Test, Gearbox oil pump command, General Stop For All Actuators, Glow lamp command, Glow Plug / Cold Inhibit Lamp, Glow plug indication - Cold Start inhibition, Half engine mode valve command, Hazard Command LED, Hazard LED Command, Hazard LED, Head Lamp Wash Relay Command, Head Lamp Wash, Head Lamp Washer Relay, Headlamp DRL Parking Light Left Signal, Headlamp DRL Parking Light Right Signal, Headlamp Washer, Headlamps move in highest position, Headlamps move in left position, Headlamps move in lowest position, Headlamps move in middle (vertical) position, Headlamps move in right position, Headlamps move in the straight ahead position, Headlamps moving in the central vertical position, Headlamps moving in the highest position, Headlamps moving in the left limit position, Headlamps moving in the lowest position, Headlamps moving in the right limit position, Headlamps moving in the straight ahead position, Heated Rear Window Led Command, Heated Rear Window Relay Command, Heated Rear Window Relay, Heated Rear Window, Heated Seat Left Request, Heated Seat Right Request, Heated Steering Wheel Request, Heated Windows Command, Heater Rear Mirror, Heater Rear Window, Heating Driver Command, Heating Passenger Command, Heating Steering Wheel Command, High Beam Enabled, High beam headlamp indication, High Beam Indicator, High BEAM Left Command, High Beam Left, High Beam Light Left, High Beam Light Right, High Beam Lights, High BEAM Right Command, High Beam Right, High Beam Xenon with shutter, High Beams Lights Halogen, High Beams Lights, High Beams, High Side For Diesel Filter Heater Relay Command, Hill Hold Indicator, Hill-Holder Safety indication, Hill-Holder Safety Lamp, Hill-Holder Safety Lamp-Message, Horn relay command, Horn Relay, Horn, Ice Led, Immobilizer Antenna, In Motion Menu Control, Indicator Lamp Airbag, Indicator LED Illumination Level, Injector 1 coil command, Injector 2 coil command, Injector 3 coil command, Injector 4 coil command, Injector 5 coil command, Injector 6 coil command, Inlet valve FL activation, Inlet Valve FL, Inlet valve FR activation, Inlet Valve FR, Inlet valve front left activation, Inlet Valve Front Left, Inlet valve front right activation, Inlet Valve Front Right, Inlet valve rear left activation, Inlet Valve Rear Left, Inlet valve rear right activation, Inlet Valve Rear Right, Inlet valve RL activation, Inlet valve RL, Inlet valve RR activation, Inlet valve RR, In-Plant Mode Activation, Instrument Panel Dimming,

Instrument Panel Dimming, Intake lambda probe heater command, Internal Led Night Lights, Internal Night Lights, Internalcrown Light Rear Left LED, Internalcrown Light Rear Right LED, Inverter Enable Command (949), Inverter Enable Command (952), Inverter Enable Command, Inverter Enable, Inverter Switch, Inverter, IP dimming command, Key LED PWM Duty, Key LED, Key lock command, Key Symbol Back-Light PWM Duty, Knob LED control, Lamp Control, Lane Dep Warn (LDW) on Nt Armed- on Armed- on Warn, Lane Departure Warning (LDW) Left Side, Lane Departure Warning (LDW) On Not Armed- On Armed- On Warning, Lane Departure Warning (LDW) Right Side, Lane Departure Warning (LDW) user disabled (OFF), Lateral Anti Tilt Sensor, Lateral Anti-tilt X Sensor, LCD Back-Light PWM Duty, LCD Symbols, LDW (Lane Departure Warning), LDW on not armed- on armed- on warning, LED Lock Inhibition Rear Widows Lifter, LED, Led1a Rear Left Heater (Switchled 1A CMD), Led1b Rear Left Heater (Switchled 1B CMD), Led1c Rear Left Heater (Switchled 1C CMD), Led4a Rear Right Heater (Switchled 4A CMD), Led4b Rear Right Heater (Switchled 4B CMD), Led4c Rear Right Heater (Switchled 4C CMD), Left (Front/Central/Rear) Turn Lights, Left (Front-Central-Rear) Turn Lights, Left (Front-Rear) Parking Lights, Left Air Distribution Motor, Left Air Mix Motor, Left Air Mix Servo Motor Target Position, Left DRL, Left Front Park Lamp, Left Parking Lights, Left Rear Stop Light (Fixed), Left Rear Tail Light + Side Marker, Left Rear Tail Light, Left Rear Turn Lights (EMEA), Left Rear Turn-Stop (NAFTA), Left Rear Turn-Stop Light (Fixed), Left SBL Command, Left Turn Indicator, Left Turn Light Front-Lateral, Left Turn Light indicator, Left Turn Light, Left Turn Lights, Left Turn Signal Indicator, Left turn signal lamp indication, Left Turn Signal Lamp, Licence PLATE LED Lights Command, License Plate Lamp, License Plate Light, License Plate Lights Command, License Plate Lights, Liftgate Additional Parking Light Left And Right Command, Liftgate Parking Light Left And Right Command, Light sensor, LIN Anti Tilt Sensor Check, LIN Line Request Check, LIN Siren Check, LIN Ultrasonic Sensors Check, Locate Learned Keys, Lock - Unlock Steering Wheel, Lock Doors Command, Lock Inhibition Rear Widows Lifter LED, Lock Rear Doors Relay, Lock Unlock Doors LED, Longitudinal Anti Tilt Sensor, Loud Speaker Test, LOW BEAM Left Command, Low Beam Left, Low Beam Light Left, Low Beam Light Right, Low Beam Lights Halogen, Low Beam Lights Left Right, Low Beam Lights, LOW BEAM Right Command, Low Beam Right, Low Beam Xenon, Low Beams, Low Fuel Lamp, LPG Failure - Reserve, LPG Led Command, Main-Left Temp. Door Position, Microphone Test, Mid Range Settings, Mid-Range Audio Level Settings, Mid-Range Settings, Mirror Heater, Mirror LED, Mode Selection, Module Self Test, Motorized throttle command, MProp Command (High Pressure), Night lighting command, Night lights, O2 Sensor and Catalyst Test, OBD Vent Valve Command, Odd gear clutch (K1) control|solenoid valve command, Odd gear clutch K1 control solenoid valve command, On-Demand Self-Test, Outlet valve FL activation, Outlet Valve FL, Outlet valve FR activation, Outlet valve FR, Outlet valve front left activation, Outlet valve front right activation, Outlet Valve Left Front, Outlet valve rear left activation, Outlet Valve Rear Left, Outlet valve rear right activation, Outlet Valve Rear Right, Outlet Valve Right Front, Outlet valve RL activation, Outlet valve RL, Outlet valve RR activation, Outlet valve RR, Parking Assistant LED, Passenger and Rear Doors Unlock, Passenger Door Handle And Puddle Light LED Command, Passenger Door Lock Status LED Command, Passenger Door Power Window, Passenger Door Unlock, Passenger Doors Status - Deterrence LED, Passenger Heated Seat Relay, Passenger seat Air-bag manual deactivation indication, Passenger Seat Movement Relay Command, PEPS Ignition Switch LED Command, Pilot 1 (USV1-Normally Open), Pilot 2 (USV2-Normally Open), Pilot valve 1 activation, Pilot Valve 1, Pilot valve 2 activation, Pilot Valve 2, Port Injection Valve 1 Command, Port Injection Valve 2 Command, Port Injection Valve 3 Command, Port Injection Valve 4 Command, Port Injection Valve 5 Command, Port Injection Valve 6 Command, Position lamp indication, Position Lamp Indicator, Position Light Relay, Power Down, Power Steering Failure Indication, Power Steering Failure Indicator, PPV1 Electro-Valve, PPV-K2 Clutch Electro-Valve, PPVS Electro-Valve, Priming 1 (HSV1-Normally Closed), Priming 2 (HSV2-Normally Closed), Priming valve 1 activation, Priming Valve 1, Priming valve 2 activation, Priming Valve 2, PTC

Control (Relay), PTC Control, PTC High Power (Relay), PTC Low Power (Relay), Puddle Light Command Driver Side, Puddle Light Command Passenger Side, Puddle light Driver (Door handle and door panel), Puddle light Driver side, Puddle Light Driver, Puddle light Passenger (Door handle and door panel), Puddle light Passenger side, Puddle Light Passenger, Puddle Light Rear Driver(Door Handle And Door Panel), Puddle light Rear Left (Door handle and door panel), Puddle Light Rear Passenger(Door Handle And Door Panel), Puddle light Rear Right (Door handle and door panel), Puddle Light, Puddle Rear Light Left, Puddle Rear Light Right, Purge canister valve command, QPV K1 Clutch Electro-Valve, QVPM Enable Command, Radiator Cooling Fan PWM D-Cycle, Radiator Cooling Fan PWM Duty-Cycle, Radio Volume, Rain and Automatic Lights Sensors Check, Range Selection Electrovalve Command (PPVS), Range selection electrovalve command, Read VIN, Rear Ceiling Light - Inadvertent Lights, Rear Ceiling Light + Inadvertent Lights, Rear Ceiling Light 1st Row, Rear Ceiling Light 2nd Row, Rear Ceiling Light, Rear Ceiling Lights, Rear Defrost, Rear Department, Rear Door Status LED, Rear Fog Light / Side Marker Lights, Rear Fog Light or Second Backup Light - Side Marker Lights, Rear Fog Light or Second Backup Light, Rear Fog Light, Rear Fog Lights Left T2 Movable, Rear Fog Lights Right T2 Movable, Rear Fog Lights, Rear Fog T2 (Movable), Rear Heated Window, Rear HVAC Blower Motor, Rear Left Handle And Puddle Light LED Command, Rear Left Heating Command, Rear Left Parking Light, Rear Left Position Light, Rear Left Turn Light, Rear Left window lifter command, Rear Load Compartment Status LED Command, Rear Parking Light - Side Markers, Rear Parking Light / Side Markers, Rear Parking Lights Command LED, Rear Parking Lights Command, Rear Reverse Light (Movable), Rear Reverse Light Left -T2 (952), Rear Reverse Light Right -T2 (952), Rear Reverse Lights -T2 (949), Rear Right And Left Tail T2 (Movable), Rear Right Handle And Puddle Light LED Command, Rear Right Heating Command, Rear Right Parking Light, Rear Right Position Light, Rear Right Turn Light, Rear Right window lifter command, Rear Shut-Off Valve Request, Rear Stop Lights (Movable), Rear Trunk light, Rear Turn Lights Left EMEA, Rear Turn Lights Right EMEA, Rear Wash, Rear WINDOW Washer Command, Rear Window Washer, Rear Window Wiper (949), Rear WINDOW Wiper Command, Rear Window Wiper, Rear Wiper, Rec Motor, Recirc. Door Actuator Position, Recirculation Motor, Recirculation pump activation, Recirculation Pump, Redundant Ignition RUN/START Feed Output Control, Redundant Ignition RUN-START Feed Output, Repetition Driver Door Open For MTA (NCR), Repetition driver door open for MTA (Robotic Gear), Reverse Gear Light, Reverse Gear Lights And Electrochromic Mirror Command, Reverse Gear Lights, Reverse Lamp, Right (Front/Central/Rear) Turn Lights, Right (Front-Central-Rear) Turn Lights, Right (Front-Rear) Parking Lights, Right Air Mix Motor, Right Air Mixing Motor, Right DRL, Right Front Park Lamp, Right Front Turn Light-Lateral, Right Parking Lights, Right Rear Tail Light (Fixed), Right Rear Tail Light, Right Rear Turn Lights (EMEA), Right Rear Turn-Stop (NAFTA), Right SBL Command, Right Temp. Door Actuator Position, Right Turn Indicator, Right Turn Light, Right Turn Lights, Right turn signal lamp indication, Right Turn Signal Lamp Indicator, Right Turn Signal Lamp, Safety Indication Adaptive Cruise Control, Safety Indication Forward Collision Warning, Safety Indication Normal Cruise Control, Safety indication, Satellite digital audio receiver (SDAR) station selection, SBMT (Supply Battery Monitoring Time), SBMT 0, SBMT - Supply Battery Monitoring Time, SBMT, Screen Test Pattern, SDAR Station Selection, SDC Status Red LED, SDC Status White LED, Seat Belt Lamp, Seat belt unfastened Lamp, Seat belt unfastened Warning cycle, Seat Belt Warning Chime, Seek Status Tuner AM-FM, Seek Status Tuner DAB, Seek Status Tuner Digital Audio Broadcasting (DAB), Seek Status, SET PWM Display (Brightness), Set Transference Clutch Torque, Setting Dimming Levels (DISPLAY), Shift Lock Coil Command, Shift Lock Command, ShiftLock, Side Marker Front, Side Marker Lamps, Side Marker Lights Rear -T1 (952), Side Markers Command, Side markers, Siren Test, Speaker Quadrant Selection, Sport Led, SS Command LED, SS LED command, SSB BACKLIGHT Control, Start Stop activation, Station Selection, Step Light, Stop - Position - Turn Left Light 1, Stop - Position - Turn Left Light 2, Stop - Position - Turn Right Light 1, Stop - Position - Turn Right Light 2, Stop - Position

Left Light 1, Stop - Position Left Light 2, Stop - Position Right Light 1, Stop - Position Right Light 2, Stop Start LED, Stop And Start Led, Stop Lamp, Stop Light Left, Stop Light Right, Stop Light, Stop Parking Lights Left, Stop Parking Lights Right, Stop Parking Turn Lights Left 1, Stop Parking Turn Lights Left 2, Stop Parking Turn Lights Right 1, Stop Parking Turn Lights Right 2, StopStart LED Command, StopStart LED, Street Bending Light (SBL) Left, Street Bending Light (SBL) Right, Sunroof Abilitation, Tail LAMP Parking Light Left Command, Tail LAMP Parking Light Right Command, Tail LAMP Stop Light Left Command, Tail LAMP Stop Light Right Command, Tail Or Tail Side Marker Rear Left -T1 (949), Tail Or Tail Side Marker Rear Right -T1 (949), Tail Rear Right And Left -T2 (949), Tail Stop Or Tail Stop Turn Rear Left -T1 (952), Tail Stop Or Tail Stop Turn Rear Right -T1 (952), Tail Stop Rear Left -T2 (952), Tail Stop Rear Right -T2 (952), Test Pattern Display, Thermostat activation command, Throttle Valve Test, Tire Pressure Module (TPMS), Tire Pressure Module (TPMS) not available-not programmed, Tire Pressure Module (TPMS), Tire Pressure Warning Lamp, Tone Test, TPM Sensor Rolls Test, TPMS Failure Lamp, TPMS Generic Failure Monitoring Lamp, TPMS Not Available - Not Programmed, TPMS Warning Light, Treble Level Settings, Treble Settings, Trunk Lamp, Trunk Latch Command relay, Trunk Light + Inadvertent Lights, Trunk Light Command, Trunk Light, Trunk Opening Relay Command, Trunk Opening Relay, Trunk Release Relay Command, Trunk Release Relay, Turbo oil supply valve command (half engine mode) command, Turbocharger Pressure Actuator Command, Turn - Rear backup Left Light, Turn - Rear backup Right Light, Turn Front Lateral Lights Left, Turn Front Lateral Lights Right, Turn Front Light Left, Turn Front Light Right, Turn Light Front - Lateral Left, Turn Light Front - Lateral Right, TURN Light Front Left Command, Turn Light Front Left, TURN Light Front Right Command, Turn Light Front Right, TURN Light Lateral Left Command, TURN Light Lateral Right Command, Turn Light Rear - Lateral Left, Turn Light Rear - Lateral Right, Turn Rear Backup Left Light, Turn Rear Backup Right Light, Turn Rear Lateral Lights Left, Turn Rear Lateral Lights Right, Turn Rear Light Left -T1 (EMEA), Turn Rear Light Right -T1 (EMEA), Turn Stop Rear Left Light -T1 (NAFTA), Turn Stop Rear Right Light -T1 (NAFTA), Tyre Pressure Module (TPMS), UGDO (Universal Garage Door Open) enable command, Under Inflation Lamp, Under Inflation Monitoring Lamp, Universal Garage Door Open, Unlock doors command, Unlock Doors, Upstream lambda probe heater bank1 command, Upstream Lambda Probe Heater Bank2 Command, Upstream lambda probe heater command, USB1 CMD, USB1 LED CMD, USB2 CMD, USB2 LED CMD, User Interface Test, Valve multiair system activation cyl.1, Valve multiair system activation cyl.2, Valve multiair system activation cyl.3, Valve multiair system activation cyl.4, Variable coolant pump command, Variable displacement oil pump command, Variable swirl actuator closing command, Vehicle Speed Cluster, Video Input Settings, Volume Knob Illumination Power, VSO Regeneration Command, Waste gate valve command, Water In Fuel Filter Lamp Command, Welcome Lights Command, Wheel Speed Sensor Functional Test, Window Heater Led, Window Lifter Switch Enable, Windshield heater, Windshield Heating, Windshield Washer Command, Windshield Washer Relay, Windshield Washer, Windshield Wiper Relay, Windshield wiper, Wiper Status

New BMW/Mini Coverage

- Added coverage for 76 new system applications

393 new special tests:

A/C compressor: Adapting, Activate Auto P, Activate WLAN, Audio frequency 1000 Hz, Automatic transmission: Resetting adaptation values, Battery replacement, register aux.batt, Boost pressure control: Resetting, Central locking motor actuation
Unlock, Deactivate parking brake for pad replacement, Deactivate WLAN, Driving sensor control unit: Restart, Dynamic flashing, Electric drive control (Rotor position sensor): Read calibration offset angle, Electric power steering: Restart,

Emblem camera, Force elec. machine free-wheeling, Front left seat heating: Stage 1, Front left seat heating: Stage 3, Front passenger side window lifter motor: Adapting, Front short-range camera: Test pattern, Fuel level indicator 50 %, Headlamp fan actuation, Head-up display: Switching off, Instrument cluster display: Test pattern, Left rear fog light, Mid-range radar sensor (MRR): Restart, Muting, Parking brake operating unit LED, Radiator blind: Test, Radiator fan: Test, Rain/light sensor: Adapting, Rear left window lifter: Close, Rear left window lifter: Opening, Rear right seat heating: Stage 1, Rear-lid motor opening function, Reduce traffic news volume, Right exterior mirror: To the right, Right main beam, Right reversing light, Right short-range camera: Test pattern, Roof operating unit control unit: Restart, Sel. lever module fct. indicator, Selector lever control unit: Resetting, Selector lever position illumination, Side marker light, Surround view (360°) control unit: Restart, Switch on RDS, Test pattern 1, Test pattern 2, Air-conditioning system: Reset the locking of the system <Engine coolant circuit>, Alternator: Resetting, Auto-Hold indicator lamp, Autom. transm. adaptation values adapt., Automatic transmission oil level check, Battery (12V): Resetting, Battery management control unit (48V): Restart, Close power windows DS front, Cornering light functional test, Delete personal data, Display on/off, Electric coolant pump, Enable Bluetooth interface, Engine start/stop button (switch illumination): Output, Exhaust gas differential pressure sensor: Resetting, Exterior mirror heating: Actuation, Fold out exterior mirror, Front right seat heating: Stage 2, Front right side light lamp, Green test pattern, Hazard warning button illum. actuat., Headlight range control functional test, Head-up display: Image settings configuration, Head-up display: Switch off test pattern, Indic. lamps. le/ri faulty flash, Inductive charging station: Deactivate NFC interface, Infotainment/multimedia control unit: Restart, Keyless entry: Deactivate/activate, Lane change assistant warning lamp,
outside mirror, Learn rotor position, Left exterior mirror: Down, Left rear lights control unit: Restart, Left reversing light, Lift sunroof, Muting entertainment electronics, Open electric sliding headliner, Radio station search Up, Rear right seat heating: Stage 2, Rear right short-range radar sensor: Dynamic adaptation, Rear right window lifter: Opening, Ref. run headlight range control, Reset rotor position, Reset transmission oil service life, Reversing camera: Test pattern, Right exterior mirror short-range camera: Test pattern, Selector lever module: Restart, Start station search, Starter generator (48V): Restart, Sun roof initialization, Sun roof: Close, Test CD/DVD ejection, Throttle valve control unit: Adapting, Triggering of front wiper, speed 2, Acoustic trans. elec. rear lid, Airbag control unit (Airbag igniter circuits): Read resistance values, Alarm system LED, All Lamps, Automatic parking lock: Deactivate, Central locking motor actuation
Lock, Daytime driving light, Deactivate RDS, Display test, ESP sensor ring test, Front right door control unit: Restart, Front right seat heating: Stage 3, Fuel high-pressure system: Resetting, Head-up display: Blue test pattern, Inductive charging station control unit: Restart, Instrument cluster: System self-test, Left dipped beam, Microphone sensitivity adjustment, Mixture correction reset, Parking light actuation on one side, Rear left parking light, Rear left seat heating: Stage 3, Rear left short-range radar sensor: Dynamic adaptation, Rear left short-range radar sensor: Restart, Rear lid: Adapting, Reset control unit, Reset knock control adaptation, Reset transfer case oil wear data, Retract spoiler, Right daytime driving light, Rotor position reset, Sensor unit zero position compensation, Set frequency 88.9 MHz, Steering column adjustment: Down, Steering column adjustment: To front, Switch blocking magnet, Wastegate solenoid: Test, Air conditioner control motors: Adapting, Airbag control unit (Airbag igniter circuits): Read status, Airbag indicator light OFF, Audio frequency 10000 Hz, Audio system self test, Black test pattern, Activate parking brake after pad replacement, Activate roller dynamometer mode, Air flap control motor actuation, Bluetooth interface activation/deactivation, Brake light: Actuation, Camshaft timing control: Resetting, Close load compartment cover, Coolant shutoff valve, Direction indicator: Continuous lighting status, DS door trim heater, ESP hydraulic-system bleeding, Frequency range switching FM, Front left door control unit: Restart, Headlamp: System self-test, Head-up display: Activation, Inductive charging station: Deactivate function, Left daytime driving light, Left exterior mirror: To the right, Loudspeaker: —

Default setting for all volume values, Lower rear DS window sun shade, Lower rear PS window sun shade, Rear left turn signal indicator, Rear left turn signal indicator: Actuation, Rear lid basic setting, Rear right seat heating: Stage 3, Rear right short-range radar sensor: Restart, Rear seat backrest remote unlocking left, Rev counter, Reversing camera control unit: Restart, Right exterior mirror: To the left, Right headlight range control, Side marker lamps, Sun roof adaptation, TPMS system initialisation reset, Transfer case oil change, Transfer case oil pump: Bleeding, Transfer case: Specified torque, Transmission oil pump: Reset adaptation values, Transmission position sensor calibration, Triggering of front wiper, speed 1, Tyre pressure monitoring: Deactivating the production mode, Unlock filler neck compartm. lid, Acoustic test signal, Battery (48V): Adapting, Battery (48V): Charge level, Bleed, Close rear sun blind, DC/DC converter ON, DS door armrest heating, Electric vacuum pump statistical data reset, Electrochromic mirror dimming, ESP sensor unit: Adapting, ESP test, Gateway: Restart, Headlight fan, Head-up display: Test pattern, Indic. lamps. le/ri normal flash, Initializing the electric machine, Laser headlamp: System self-test, Left headlight range control motor: Actuation, Luggage compartment roller blind storage compartment flap: Close, Main beam, Open load compartment cover, Open power windows DS front, Pulse-wheel test, Rear left seat heating: Stage 1, Rear lid: Close, Rear right turn signal indicator: Actuation, Reversing camera heating, Right exterior mirror: Down, Right turning light, Selector drum control motor: Adapting, Speed indicator, Strongest-station autom. search, Suppress mirror glare, Switch off TP, Test screen, Turning light, Ultrasonic sensor, Variable valve lift control: Resetting, Veh. ele. sys. (48V) volt. manag. CU: Restart, Vertical headlamp servomotor, Window lifter closing actuation, Brake light, Button illumination, Central driver assistance control unit: Restart, Close power windows PS front, Commissioning electric parking brake, Cruise control display SET, Dipped beam, Disable Bluetooth interface, Electric fuel pre-supply pump: Actuation, Engine glow plugs: Resetting, ESP interchange test, Ext.mirror lane change ass.indic., Fan actuation, Front augmented reality camera: Dynamic adaptation, Front right short-range radar sensor: Dynamic adaptation, Gasoline particulate filter: Evaporate condensate, Gasoline particulate filter: Resetting, HV battery charging module: Restart, Inductive charging station: Activate function, Infotainment/multimedia display: Test pattern, no signal, Instrument cluster lamps: Green, Left headlight range control, Luggage compartment roller blind: Unit downwards, Open rear sun blind, PS door trim heater, Raise rear PS window sun shade, Rear lid bottom part: Close, Rear-lid motor closing function, Request HV charging stop, Resistances of airbag igniter circuits, Right headlight range control motor: Actuation, Steering column adjustment: Adapting, Stop lamp: Coming Home function, Tank electronics: Restart, Activate vehicle mode, Battery management control unit (48V): Activate/deactivate removal of voltage, Continuous turn signal, Extend spoiler, Front left short-range radar sensor: Restart, Front right seat heating: Stage 1, Generator / electric motor: Deactivate assembly mode, Headlamp control unit: Restart, Hold mode indicator lamp, Light function: Coming Home function, Long-range radar sensor (LRR): Restart, Luggage compartment roller blind: Unit upwards, Rear right turn signal indicator, Request HV charging start, Reset sound settings, Right rear lights control unit: Restart, Selector lever search lighting, Steering basic setting, Wheel set programming, Air intake system: Resetting, Automatic transmission control unit: Reset adaptation values, Electric drive control: Restart, ESP control unit: Restart, Front left short-range radar sensor: Dynamic adaptation, Front left side light lamp, Fuel tank pressure sensor calibration, Left short-range camera: Test pattern, Parking lock: In delivery position, Refrigerant circuit: Service mode activation/deactivation, Transmission control: Read adaptation values, Transmission position P adaptation, TV signal, Variable valve lift control: Adapting, Adaptive brake light (ABL): Flashing function, Actuation/open power window, Air conditioner control motors: Service position activation, Automatic transmission control unit: Resetting, Control unit re-start, Coolant thermostat: Adapting, Engine control unit: Resetting after replacement of the component <Engine>, Fold in exterior mirror, Front left seat heating: Stage 2, Front radar sensor: Static setting, Instrument cluster lamps: Yellow, Instrument cluster: Date/time

configuration, Instrument cluster: Restart, Left exterior mirror: To the left, Parking light, Parking lock, Rear lid: Opening, Rear short-range radar sensors: Resetting, Rear wiper: Actuation, Red test pattern, Sky sun roof: Close, Start range extender, Steering column adjustment: Backwards, Steering wheel heating, Switch on TP, Activate power steering, Air conditioner control motors: Adapt positions to the system <Air-conditioning system>, Airbag configuration, Airbag control unit: Restart, Airbag: Read configuration, Alarm horn, Ambient light: Automatic addressing, Battery (48V): Cell evaluation, Blue test pattern, Camera functional test, Default setting of all volume values, Double clutch transmission control unit.: Adapting, Driver monitoring camera: Restart, Electr. vacuum pump (brake), Electric power steering: Adapting, Engine control unit: Restart, Front driver side window lifter motor: Adapting, Front right short-range radar sensor: Restart, Heated rear window: Actuation, Hill Hold Control button LED, HV battery charge, Increase traffic news volume, Inductive charging station: Activate NFC interface, Instrument cluster lamps: Red, Left exterior mirror: Up, Left main beam, Left turning light, Load compartment cover: Adapting, Luggage compartment roller blind storage compartment flap: Opening, Manual-selector-gate lock, Open power windows PS front, Parking aid button: Button illumination, Position lighting, PS armrest heater element, Raise sun roof, Read airbag igniter circuits status, Adaption of cameras, Audio frequency 100 Hz, Auto-hold button LED, Front left turn signal indicator, Front right turn signal indicator, Front short-range radar sensor: Resetting, Head-up display: Green test pattern, Head-up display: White test pattern, Injectors: Resetting, Left cornering light, Left exterior mirror short-range camera: Test pattern, Lower sun roof, Park Distance Control control unit: Restart, Raise rear DS window sun shade, Rear lid: Unlock, Rear right window lifter: Close, Right cornering light, Right dipped beam, Steering column adjustment: Up, System self-test, Rear left seat heating: Stage 2, Rear lid bottom part: Opening, Rear right parking light, Rear seat backrest remote unlocking ri., Rear side light, Refrigerant shut-off valve, Reset camera calibration, Right exterior mirror: Up, Selector lever lock, Selector lever module calibration, Side light, Sun roof: Opening, Transmission control unit: Restart, Turn signal indicator, Warning tone generator (Rear lid), Wiper blade heating

New Fiat Coverage

19 new Adjustment type special tests:

Actuator Calibration, Back Lighting, Exit Logistic Mode, Exit Shipping Mode, Fire Protection System Activate, Front Axle Nominal Tire Pressure, HVAC Actuator Calibration Test, HVAC FGA Self Learning Motors Test, Modify Volumetric Sensors Sensitivity, Oil Service Reset, Proxi Configuration, Rear Axle Nominal Tire Pressure, Reset Adaptive Data, Reset Service Information, Seat Belts Alarm Enable, Seat Belts Alarm Exclusion, Trailer Hook Presence Disabling, Trailer Hook Presence Enabling, VIN Lock

644 new Actuation type special tests:

1st Row Ceiling Light, 2nd Row Ceiling Light, 3rd Row Ceiling Light, 4th Row Ceiling Light, A/C Request, A-C Request, Air Defrost Motor Distribution (Left side), Air Defrost Motor Distribution (Right side), Air Distribution Motor Command (Mode), Air Mix Motor, AIR Mixing Motor Command (Left SIDE), AIR Mixing Motor Command (Right Side), Air Mode Motor, Air Rear Motor Distribution, Air Recirculation Motor Command, Air Vent - Floor Motor Distribution (Left side), Air Vent - Floor Motor Distribution (Right side), Airbag failure indication, Alarm/Doors Status Led, Alarm/Doors Status/Deterrence LED, Alarm-Doors Status-Deterrence LED, All Lights Front Command, All Lights Rear Command, All Stop Lights (EMEA 949), All Stop Lights (EMEA 952), All Stop Lights (NAFTA 949), All Stop Lights (NAFTA 952), ALL Stop Lights Command, All Stop Lights W-Combined Rear Lighting, All Stop Lights W-O Combined Rear Lighting, All Stop Lights, All Turn Lights Command, Ambient dimming command, Ambient Dimming, Ambient Illumination; Interior, Ambient Light Control, Ambient Light, Ambient Lighting Command, AMP Output Short Test, AMP Output Tone

Test, Antilock brake (ABS) failure indication, Assist Call Button Green LED, Assist Call Button Red LED, Assist Call Green Day PWM, Assist Call Green Night PWM, Assist Call Red Day PWM, Assist Call Red Night PWM, Audio Measure AC and DC, Audio Routing, Audio Volume (Current Source), Audio Volume (current source), Audio Volume (ENT), Audio Volume (INFO 1), Audio Volume (INFO 2), Audio Volume (SIG), Autocheck, Automated Driver Door Ajar Signal, Automated Driver Door Open, Background LED Illumination Level, Backlight 1 Level, Backlight 2 Level, Backlight 3 Level, Backlight 4 Level, Backlight 5 Level, Backlight 6 Level, Backlight 7 Level, Backlight 8 Level, Backlight Leds Control, Backlighting Dimming Command, Backlighting, Backup Light, Backup Lights, Balance Level Settings, Balance Settings, Bass Level Settings, Bass Settings, Battery Coolant Heater, Battery Coolant Pump, Battery-Alternator FAIL-Charge, BLOWER Motor Brushed, BLOWER Motor Brushless, Blower Motor Command, Blower Motor Speed, Blower Motor, Blue Lights, Brake System Failure [EMEA Only], Brake System Failure [US Only], Button LEDs, Button symbol Back-Light PWM Duty, Buzzer Control, Buzzer, Cabin AIR Temperature Sensor Blower, Ceiling Light Front Command, Ceiling Light Front, Ceiling Light Rear Left or Central, Ceiling Light Rear Left, Ceiling Light Rear Right, Ceiling Light, Central high mounted Stop Light (CHMSL), Central high mounted Stop Light, Central Lock, Central Stop Lamp, Central Unlock, Channel 1, Channel 10, Channel 11 Audio Output Status, Channel 11, Channel 12, Channel 2, Channel 3, Channel 4, Channel 5 Audio Output Status, Channel 5, Channel 6, Channel 7, Channel 8, Channel 9, Charge Port Command CAN, Charge Port Command Hard Wired, Charge Port Request Tester, CHSML and Stop/Turn Lights, Clearance Identification Lights Relay, Comfort Closing And Opening, Comfort ClosingOpening, Comfort ENABLE Command, Comfort Enable, Command Key Unlock, Command Shift Lock, Control chime, D+ Repetition Relay Command, Dasm Safety Indication Adaptive Cruise Control, Dasm Safety Indication Normal Cruise Control, Day Lights Left - Right, Day Lights Left -Right, Day Lights Left, Day Lights Right, Day Lights, Day Run Light (DRL) Parking Light Left (Halogen), Day Run Light (DRL) Parking Light Left (Xeno), Day Run Light (DRL) Parking Light Left LED, Day Run Light (DRL) Parking Light Left, Day Run Light (DRL) Parking Light Right (Halogen), Day Run Light (DRL) Parking Light Right (Xeno), Day Run Light (DRL) Parking Light Right LED, Day Run Light (DRL) Parking Light Right, Day Run Light (DRL) Parking Turn Light Left, Day Run Light (DRL) Parking Turn Light Right, Daylights and Position Left, Daylights and Position Right, Daylights Halogen Left, Daylights Halogen Right, Daylights Xenon Left, Daylights Xenon Right, Deactivation Parking Sensor LED, Deactivation Parking Sensor, Dead Lock Relay, DeadLock Relay, DeadLock Relay-Independent Driver Door Unlock, Defeat Engine ON, Dimming Graphics, Display Dimming, DNA Status LED 3, Door Ajar Signal To Front Ceiling Dome, Door Ajar, Door Locks, Door Status LED Command, Door Status Led, Doors Status - Deterrence LED Driver Door, Doors Status - Deterrence LED Passenger Door, Doors status - deterrence LED, Drive Style 2 LED Command, Drive style 2 LED, Drive Style 3 LED Command, Drive style 3 LED, Driver Door Ajar Signal To Manual Transmission Automated, Driver Door Ajar Signal To MTA (Manual Transmission Automated), Driver Door Ajar Signal To MTA, Driver Door Handle And Puddle Light LED Command, Driver Door Lock Status LED Command, Driver Door Unlock, Driver Doors Status - Deterrence LED, Driver Heated Seat, Drivers Window Control, DRL - Front Park Lights, DRL Left, DRL Parking Light Left Command, DRL Parking Light Right Command, DRL Right, DSU LED Command 1, DSU LED Command 2, DSU LED Command 3, E-Call Button Backlight LED, E-Call Button Green LED, E-Call Button Red LED, E-Call Green Day PWM, E-Call Green Night PWM, E-Call Red Day PWM, E-Call Red Night PWM, ECO Led Command, ECO LED, ECO-LPG-SS-E-Costing LED Command, Electric seat movement Relay, Electric Seat Movimentation Relay, Electronic Parking Brake (EPB) Failure Indication [US Only], Electronic Power Steering Fail, Electronic Stability Control (ESC) Fail, Electronic Stability Control (ESC) Indicator, Electronic Stability Control (ESC) Off, Enable sunroof unit, EOBD And Engine System Fault Lamp, EPS Adaptive Data Control, ESC (Electronic Stability Control) System Deactivation, External Control Variable Displacement (ECVD), External Mirror Fold, External Mirror Unfold, Externalcrown Light

Rear Left LED, Externalcrown Light Rear Right LED, Externally Controlled Variable Displacement (ECVD) Command (DC), Fade Settings, Fader Level Settings, Fader Settings, Fan Climate Relay, FCW Indication Forward Collision Warning, First Row Driver Buckle Switch Unfasten, First Row Passenger Buckle Switch Unfasten, Flasher - Rear backup Left Light, Flasher - Rear backup Right Light, Flasher Front Left, Flasher Front Right, Flasher Rear - Lateral Left, Flasher Rear - Lateral Right, Fog Front Light Left, Fog Front Light Right, Fog Front Lights Left Right, Fog Lamps, Fog Light Led, Fog Lights, Fog Rear Light Left -T2 (952), Fog Rear Light Or Second Backup Light, Fog Rear Light Right -T2 (952), Fog Rear Lights -T2 (949), Forward Collision Warning Fail, Forward Collision Warning OFF, Frequency Step Selection Tuner AM-FM, Frequency Step Selection, Front Ceiling Light - Inadvertent Lights, Front Ceiling Light + Inadvertent Lights, Front Ceiling Light Command Enable, Front Ceiling Light, Front Driver Window Lifter Command Down, Front Driver Window Lifter Command Up, Front DRL Light Xenon, Front Fog Light Left, Front Fog Light Right, Front Fog Lights Halogen, Front Fog Lights, Front Foglights, Front Jet Wiper, Front Lateral Left Turn Lights, Front Lateral Right Turn Lights, Front Left Flasher, Front Left Parking Light, Front Lock doors command, Front Mode Door Actuator Position, Front Parking Light, Front Passenger Window Lifter Command Down, Front Passenger Window Lifter Command Up, Front Position Light Xenon, Front Position-DRL Light Halogen, Front Right Flasher, Front Right Parking Light, Front Shut-Off Valve Request, Front SIDE Marker Command, Front Side Marker, Front Unlock, Front Wash, Front Wiper Test, Front Wiper, Fuel Filter Heater, Fuel Filter Heating, Functional Leds Control, Gear Lever Position Display Test, Hazard Command LED, Hazard LED Command, Hazard LED, Head Lamp Wash Relay Command, Head Lamp Wash, Head Lamp Washer Relay, Headlamp DRL Parking Light Left Signal, Headlamp DRL Parking Light Right Signal, Headlamp Washer, Heated Rear Window Led Command, Heated Rear Window Relay Command, Heated Rear Window Relay, Heated Rear Window, Heated Seat Left Request, Heated Seat Right Request, Heated Steering Wheel Request, Heated Windows Command, Heater Rear Mirror, Heater Rear Window, High Beam Enabled, High beam headlamp indication, High Beam Indicator, High BEAM Left Command, High Beam Left, High Beam Light Left, High Beam Light Right, High Beam Lights, High BEAM Right Command, High Beam Right, High Beam Xenon with shutter, High Beams Lights Halogen, High Beams Lights, High Beams, High Side For Diesel Filter Heater Relay Command, Horn relay command, Horn Relay, Horn, Ice Led, In Motion Menu, Indicator Lamp Airbag, Indicator LED Illumination Level, Indicator Leds Control, Instrument Panel Dimming, Instument Panel Dimming, Internal Led Night Lights, Internal Night Lights, Internalcrown Light Rear Left LED, Internalcrown Light Rear Right LED, Inverter Enable Command (949), Inverter Enable Command (952), Inverter Enable Command, Inverter Enable, Inverter Switch, Inverter, IP dimming command, Key LED PWM Duty, Key LED, Key lock command, Key Symbol Back-Light PWM Duty, Knob LED control, Lamp Control, Lane Departure Warning (LDW) Left Side, Lane Departure Warning (LDW) Right Side, Lateral Anti Tilt Sensor, Lateral Anti-tilt X Sensor, LCD Back-Light PWM Duty, LCD Symbols, LED Lock Inhibition Rear Widows Lifter, Left (Front/Central/Rear) Turn Lights, Left (Front-Central-Rear) Turn Lights, Left (Front-Rear) Parking Lights, Left Air Distribution Motor, Left Air Mix Motor, Left Air Mix Servo Motor Target Position, Left DRL, Left Front Park Lamp, Left Parking Lights, Left Rear Stop Light (Fixed), Left Rear Tail Light + Side Marker, Left Rear Tail Light, Left Rear Turn Lights (EMEA), Left Rear Turn-Stop (NAFTA), Left Rear Turn-Stop Light (Fixed), Left SBL Command, Left Turn Indicator, Left Turn Light Front-Lateral, Left Turn Lights, Left turn signal lamp indication, Left Turn Signal Lamp, Licence PLATE LED Lights Command, License Plate Lamp, License Plate Light, License Plate Lights Command, License Plate Lights, Liftgate Additional Parking Light Left And Right Command, Liftgate Parking Light Left And Right Command, LIN Anti Tilt Sensor Check, LIN Line Request Check, LIN Siren Check, LIN Ultrasonic Sensors Check, Lock Doors Command, Lock Inhibition Rear Widows Lifter LED, Lock Rear Doors Relay, Lock Unlock Doors LED, Longitudinal Anti Tilt Sensor, Loud Speaker Test, LOW BEAM Left Command, Low Beam Left, Low Beam Light Left, Low Beam Light Right, Low Beam Lights

Halogen, Low Beam Lights Left Right, Low Beam Lights, LOW BEAM Right Command, Low Beam Right, Low Beam Xenon, Low Beams, Low Fuel Lamp, LPG Led Command, Main-Left Temp. Door Position, Microphone Test, Mid-Range Audio Level Settings, Mid-Range Settings, Mirror Heater, Mode Selection, Night lighting command, Night lights, Parking Assistant LED, Passenger and Rear Doors Unlock, Passenger Door Handle And Puddle Light LED Command, Passenger Door Lock Status LED Command, Passenger Door Power Window, Passenger Door Unlock, Passenger Doors Status - Deterrence LED, Passenger Heated Seat Relay, Passenger Seat Movement Relay Command, PEPS Ignition Switch LED Command, PTC Control (Relay), PTC Control, PTC High Power (Relay), PTC Low Power (Relay), Puddle Light Command Driver Side, Puddle Light Command Passenger Side, Puddle light Driver (Door handle and door panel), Puddle light Driver side, Puddle Light Driver, Puddle light Passenger (Door handle and door panel), Puddle light Passenger side, Puddle Light Passenger, Puddle Light Rear Driver(Door Handle And Door Panel), Puddle light Rear Left (Door handle and door panel), Puddle Light Rear Passenger(Door Handle And Door Panel), Puddle light Rear Right (Door handle and door panel), Puddle Light, Puddle Rear Light Left, Puddle Rear Light Right, QVPM Enable Command, Radio Volume, Rain and Automatic Lights Sensors Check, Rear Ceiling Light - Inadvertent Lights, Rear Ceiling Light + Inadvertent Lights, Rear Ceiling Light 1st Row, Rear Ceiling Light 2nd Row, Rear Ceiling Light, Rear Ceiling Lights, Rear Defrost, Rear Department, Rear Door Status LED, Rear Fog Light / Side Marker Lights, Rear Fog Light or Second Backup Light - Side Marker Lights, Rear Fog Light or Second Backup Light, Rear Fog Light, Rear Fog Lights Left T2 Movable, Rear Fog Lights Right T2 Movable, Rear Fog Lights, Rear Fog T2 (Movable), Rear Heated Window, Rear HVAC Blower Motor, Rear Left Handle And Puddle Light LED Command, Rear Left Parking Light, Rear Left Turn Light, Rear Left window lifter command, Rear Load Compartment Status LED Command, Rear Parking Light - Side Markers, Rear Parking Light / Side Markers, Rear Parking Lights Command LED, Rear Parking Lights Command, Rear Reverse Light (Movable), Rear Reverse Light Left -T2 (952), Rear Reverse Light Right -T2 (952), Rear Reverse Lights -T2 (949), Rear Right And Left Tail T2 (Movable), Rear Right Handle And Puddle Light LED Command, Rear Right Parking Light, Rear Right Turn Light, Rear Right window lifter command, Rear Shut-Off Valve Request, Rear Stop Lights (Movable), Rear Trunk light, Rear Turn Lights Left EMEA, Rear Turn Lights Right EMEA, Rear Wash, Rear WINDOW Washer Command, Rear Window Washer, Rear Window Wiper (949), Rear WINDOW Wiper Command, Rear Window Wiper, Rear Wiper, Rec Motor, Recirc. Door Actuator Position, Recirculation Motor, Recirculation Pump, Repetition Driver Door Open For MTA (NCR), Repetition driver door open for MTA (Robotic Gear), Reverse Gear Lights And Electrochromic Mirror Command, Reverse Gear Lights, Reverse Lamp, Right (Front/Central/Rear) Turn Lights, Right (Front-Central-Rear) Turn Lights, Right (Front-Rear) Parking Lights, Right Air Mix Motor, Right Air Mixing Motor, Right DRL, Right Front Park Lamp, Right Front Turn Light-Lateral, Right Parking Lights, Right Rear Tail Light (Fixed), Right Rear Tail Light, Right Rear Turn Lights (EMEA), Right Rear Turn-Stop (NAFTA), Right SBL Command, Right Temp. Door Actuator Position, Right Turn Indicator, Right Turn Lights, Right turn signal lamp indication, Right Turn Signal Lamp, Safety Indication Adaptive Cruise Control, Safety Indication Forward Collision Warning, Safety Indication Normal And Adaptative Cruise Control, Safety Indication Normal Cruise Control, Safety indication, SBMT (Supply Battery Monitoring Time), SBMT 0, SBMT -Supply Battery Monitoring Time, SBMT, SBMT2 (Supply Battery Monitoring Time), Screen Test Pattern, SDAR Station Selection, SDC Status Red LED, SDC Status White LED, Seat Belt Lamp, Seek Status Tuner AM-FM, Seek Status Tuner DAB, Seek Status, Set All Backlight Leds At PWM Value, Set All Functional Leds At PWM Value, SET PWM Display (Brightness), Setting Dimming Levels (DISPLAY), Shift Lock Coil Command, Shift Lock Command, ShiftLock, Side Marker Front, Side Marker Lamps, Side Marker Lights Rear -T1 (952), Side Markers Command, Side markers, Siren Test, Speaker Quadrant Selection, Sport Led, SS Command LED, SS LED command, Step Light, ~~Stop - Position - Turn Left Light 1, Stop - Position - Turn Left Light 2, Stop - Position - Turn Right~~

Light 1, Stop - Position - Turn Right Light 2, Stop - Position Left Light 1, Stop - Position Left Light 2, Stop - Position Right Light 1, Stop - Position Right Light 2, Stop Start LED, Stop And Start Led, Stop Lamp, Stop Light Left, Stop Light Right, Stop Parking Lights Left, Stop Parking Lights Right, Stop Parking Turn Lights Left 1, Stop Parking Turn Lights Left 2, Stop Parking Turn Lights Right 1, Stop Parking Turn Lights Right 2, StopStart LED Command, StopStart LED, Street Bending Light (SBL) Left, Street Bending Light (SBL) Right, Sunroof Abilitation, Tail LAMP Parking Light Left Command, Tail LAMP Parking Light Right Command, Tail LAMP Stop Light Left Command, Tail LAMP Stop Light Right Command, Tail Or Tail Side Marker Rear Left -T1 (949), Tail Or Tail Side Marker Rear Right -T1 (949), Tail Rear Right And Left -T2 (949), Tail Stop Or Tail Stop Turn Rear Left -T1 (952), Tail Stop Or Tail Stop Turn Rear Right -T1 (952), Tail Stop Rear Left -T2 (952), Tail Stop Rear Right -T2 (952), Tone Test, Treble Level Settings, Treble Settings, Trunk Lamp, Trunk Latch Command relay, Trunk Light + Inadvertent Lights, Trunk Light Command, Trunk Light, Trunk Opening Relay Command, Trunk Opening Relay, Trunk Release Relay Command, Trunk Release Relay, Turn - Rear backup Left Light, Turn - Rear backup Right Light, Turn Front Lateral Lights Left, Turn Front Lateral Lights Right, Turn Front Light Left, Turn Front Light Right, Turn Light Front - Lateral Left, Turn Light Front - Lateral Right, TURN Light Front Left Command, Turn Light Front Left, TURN Light Front Right Command, Turn Light Front Right, TURN Light Lateral Left Command, TURN Light Lateral Right Command, Turn Light Rear - Lateral Left, Turn Light Rear - Lateral Right, Turn Rear Backup Left Light, Turn Rear Backup Right Light, Turn Rear Lateral Lights Left, Turn Rear Lateral Lights Right, Turn Rear Light Left -T1 (EMEA), Turn Rear Light Right -T1 (EMEA), Turn Stop Rear Left Light -T1 (NAFTA), Turn Stop Rear Right Light -T1 (NAFTA), UGDO (Universal Garage Door Open) enable command, Universal Garage Door Open, Unlock doors command, Unlock Doors, User Interface Test, Vehicle Speed Cluster, Video Input, VSO Regeneration Command, Welcome Lights Command, Window Heater Led, Window Lifter Switch Enable, Windshield heater, Windshield Heating, Windshield Washer Command, Windshield Washer Relay, Windshield Washer, Windshield Wiper Relay, Windshield wiper, Wiper Status

New Mercedes Coverage

- Added coverage for 1353 new system applications

780 new special tests:

A/C compressor, Fresh-air flap / Recirculated-air flap, Front control motor basic settings, Instrument cluster: Restart, Lighting brightness adjustment, Right air mix flap, Seat adjustment/backrest forwards, Service requirement, Short-range cameras: Dynamic adaptation, Actuation of all damper valves, Actuator test, Alarm horn, Belt tensioner, Brake pad replacement step 1, Central compensation valve, Display colour test, Extend mirror, Exterior mirror: Down, Front passenger side window lifter motor: Adapting, Injectors leak test, Parking aid control unit: Resetting, Parking brake adaption, Rear left mid-range loudspeaker, Steering column adjustment: Backwards, Steering column adjustment: To front, Actuator warning 1, Ambient lighting blue, Colour of instr. cluster illum., Cruise control display, Heated rear window relay, Instrument illumination dimmed, Neutral position sensor: Adapting, Rear left damper solenoid valve, Reset adaption to factory setting, Right trailer indicator, Self-test, System self-test, Tyre pressure sensor adaption, Control unit run-on time adjustment, Ignition lock: Check locking, Control unit re-start, Fan for passenger-compartment temperature sensor, Seat longitudinal adjustment: To front, Software reset, Swivel-type trailer coupling initialisation, Apply left parking brake, Apply right parking brake, Button LEDs, Daytime driving light, Enrich in case of poor fuel quality, Enriching the fuel-air mixture by 10%, Gas-filled damper air release valve, Head restraint adjustment: Down, Increase idling speed, Injector encoding, Instrument cluster, pointer, Multi-function steering wheel: Lighting, Release left parking brake, Reset control unit, Restore calibration, Retract mirror,

Steering column adjustment: Down, Steering wheel electronics control unit: Restart, USB interface, Blower speed regulator, Clutch pedal position sensor: Adapting, Front reading light, Headlamp: Enter date of manufacture, Torque converter lock-up clutch, Touchpad illumination, Circulating pump, Display: Test, Green ambient lighting, Head-up display: Image settings configuration, Interval display service: Resetting, Lane keeping assist ON lamp, Left air distributor flap, Left trailer indicator, Lift sunroof, Rear left short-range radar sensor: Resetting, Rear right passenger compartment light, Sun roof initialization, Trailer tail light, Undo the inadvertent reset of the component <Interval display service>, Backrest adjustment to front, Backrest adjustment to rear, Blue test pattern, CD/DVD ejection, Central locking system: close, Central locking system: open, Childproof lock button LED, Front left damper solenoid valve, Headlamp position vertical centre, Headlamp position vertical top, Keypad Backlight, Magnetic coupling: air conditioner, Neck-level heating left level 1, Neck-level heating right level 2, Read service needs, Rear right mid-range loudspeaker, Release right parking brake, Reset authorization telematic services, Reset operated hour counter headlamp, Terminal 58d, Throttle valve control motor, Window heating: Camera range, Dipped beam, Front right damper solenoid valve, Front driver assistance camera: Static adaptation, Headlamp: Resetting the vehicle side (left/right-hand traffic), Seat longitudinal adjustment: Backwards, Warning tone generator, Windscreen heater, Ambient lighting, Calibration touchpad, Control unit box fan motor, Driving sensor control unit: Restart, FL window lifter denormalise, Front left mid-range loudspeaker, Front right bass loudspeaker, Headlamp position vertical bottom, Instrument cluster: Control lamps, Neck-level heating left level 3, Parking brake system: Release, Red test pattern, Relay terminal 15R, Relay, terminal 15, Reset idling speed to factory setting, Steering column adjustment: Up, White test pattern, Button LED, Exhaust flap: Resetting, Instrument illumination bright, Main beam, Reset auxiliary heater start inhibit, Seat height adjustment: Down, Auto. setting air damper control motors, Left air mix flap, Left trailer side light lamp, Rear right short-range radar sensor: Resetting, Relay 1: Term. 15, Left and right cornering light, Seat adjustment/seat angle down, Sun roof: Close, Actuator warning 2, Right blend-air door, cold, Right blend-air door, warm, Seat height adjustment: Up, Entry light, Rain/light sensor: Adapting, Safety/gateway control unit: Enable communication, Seat adjustment/backrest back, Sun roof: Opening, Unlock trailer coupling, Low-pressure fuel delivery rate adaptation, Relay 2: Term. 15, Air conditioner performance test, Parking lock: Resetting, Rear left passenger comp. light, Right air distributor flap, Running gear control unit: Set suspension height, A/C relay, Adapt components <Front short-range radar sensors>: Information, Black test pattern, Ext. mirror turn signal indicator, Front park distance control, Rear park distance control, Green test pattern, Mirror light, Neck-level heating right level 1, Neck-level heating right level 3, Octane number adjustment 91 RON, Parking brake system: Actuate, Front right air spring valve, Rear left short-range radar sensor: Restart, Refrigerant compressor run-in, Front passenger compartment light, Front passenger's seat: Adapting, HV-component lock activated, Exit lamp, Exterior mirror: Actuation to the left, Exterior mirror: Actuation to the right, FR window lifter denormalise, Front driver side window lifter motor: Adapting, Front right mid-range loudspeaker, Head restraint adjustment: Up, Key search, Mirror heating, Neck-level heating left level 2, Open window, Rear right damper solenoid valve, Reduce idling speed, Reset idling speed w. range engag., Store vehicle reference level, Test screen, Throttle valve adaption, Electric fuel pump, Motorway light, Trailer rear fog light, Pump motor, Radiator fan control, Seat adjustment/seat angle up, Center vent flap control motor, All Lamps On, Bleed pressure lines, Read actual electric fuel pump, Rear left air spring valve, Red ambient lighting, Air distribution Footwell/center, Air distribution Footwell/defrost, Center air distributor flap, Fresh air/recirculated-air flap: 100 %, Refrigerant compr. magnet. clutch relay: Actuation, Camshaft/crankshaft assignment: Reset the event memory, Right trailer side light lamp, Brake pad replacement step 2, Close window, Enriching the fuel-air mixture by 23%, Front radar sensor: Dynamic setting, Front right turn signal indicator, Increase idle speed with range engaged, Keyless Go selftest, Octane number adjustment 89 RON, Octane number adjustment 93 RON,

Reduce idling speed with range engaged, Front left air spring valve, Activate/deactivate roller dynamometer mode, Adaption for Lambda control, Adaption of temp. sensor upstream of SCR CAT, AdBlue circuit: Leak test, AdBlue dosing valve adaption, Air mass meter: Resetting, Battery (high-voltage): Diagnosing state, Control unit reset, Coolant shutoff valve, Deactivate transportation mode, Display partial segment test, EGR low-pressure diff. press. sensor: Adapting, EGR low-pressure side, EGR positioner, Electric fuel pump: Adapting, Engine oil pump, bypass sol.valve, Exhaust gas temperature sensor 1: Resetting, fl damper stage rebound function, Fuel metering unit, Glow plug system, Injector cylinder 2: Deactivation, Injector cylinder 3, Injector cylinder 3: Deactivation, Injector cylinder 6: Deactivation, Inlet port deactivation: Adapting, Instrument cluster loudspeaker, Exterior mirror: Up, Front left turn signal indicator, Interior door handle lighting, Octane number adjustment 95 RON, Read key data, Rear lid: Unlock, Switch lighting, Cooling system: Bleeding, Rear right short-range radar sensor: Restart, Reset adaption value, Rear right air spring valve, Circulation pump actuation, Footwell/recirculated-air flaps, Gradual rear lid opening, Left blend-air door, cold, Centre console air mix flap 50 %, Elect.rear lid.: Acoustic warning, Left blend-air door, warm, Additional heater: Actuation, Air distribution: defrost, Air purge mode, Blower control, Switch illum. air-conditioning
system control panel, Fuel high-pressure system: Test, Acoustic alarm mode, AdBlue circuit system drainage, AdBlue dosing valve: Adapting, Air mass meter initialization, Audio system self test, Battery replacement: Information, Charge spring brake, Close rear sun blind, Control unit calibration, Divert air solenoid valve bank 2, Engine oil pump: Actuation, fr damper stage rebound function, Front gong, Fuel pump, Ground wire resistance check, HV battery interlock signal, Injector cylinder 2, Injector cylinder 4, Engine management adaptation values reset, AdBlue dosing valve, Auxiliary/supplementary heating: Deactivating the production mode, Auxiliary/supplementary heating: Unlock the component <Control unit>, Button illumination, Clear stop settings, Close load compartment cover, Convert. top actuation button LED, Convertible top flap motor, Coolant pump switching valve, Metered AdBlue quantity reset, MIL Lamp, Motor seat fold-over left 2nd row, New DPF, reset adaptation values, NOx sensors: Resetting, Radiator fan: Actuation, Rear right window-lifter motor: Opening, Reset adaptation parameters, Reset circuit adaptation values, Reset rear right window lifter adapt. values, rr damper stage compress.function, Running gear: Lower vehicle level FR, Running gear: Raise vehicle level FR, Running gear: Raise vehicle level RL, Service Interval Display reset: Read out history, Transmission control valve, Washer jet heater, EGR cooling bypass valve, Quantity control valve reset, Wastegate solenoid: Actuation, Charge connection flap, Engine fan control, Activate electric fuel pump, A/C compressor: Actuation, Gradual rear lid closing, Fuel evaporation regeneration valve: Resetting, Lambda sensor: Resetting, Adjustment inlet port deactivation, Compression test, Coolant circuit switching valve, Engine bearing, Engine control unit: Resetting the data bus signals, fl damper stage compress.function, Fuel high-pressure regulation, Fold out driver side ext. mirror, Fuel pressure reduction, High-voltage component lock engagement, Rear central locking Lock, Rear left seat adaptation, Reset compressor actuation history, Starter: Resetting the actuation counter, Throttle valve, Zero quantity calibration, Crankcase breather control valve, Exhaust gas differential pressure sensor: Resetting, Fold in driver side exter. mirror, High-voltage component lock disengagement, Initialization after crash, Gasoline particulate filter: Resetting, Mixture correction reset, Throttle valve: Adapting, AdBlue circuit system bleeding, AdBlue pump initialisation, Air cleaner adaptation values, Boost pressure actuator: Adapting, Courtesy light, Determination of receivable FM radio stations, Diesel particulate filter: Adaptation (after control unit replacement), Divert air solenoid valve, Emission warning lamp (MIL), Front driver assistance camera: Dynamic adaptation, Fuel filter heating, Fuel pre-supply, Glow control, HV battery charge/discharge current, Motor seat fold-over ri. 2nd row, Oxidation catalytic converter: Resetting, Air cleaner adaption, Air flap control motors, Automatic dipped beam test, EGR bypass solenoid valve, EGR high-pressure side, Engine control unit: Reset the starter interlock after the crash, Exhaust flap adaption, Front acoustic signal frequency, Front short-range

radar sensor: Resetting, Function test, headl. vert. aim, Hydraulic fluid pump, Injector cylinder 4: Deactivation, LP - exhaust gas recirculation basic setting, Pressure reduction, Rear fog light, Rear left window-lifter motor: Close, Relay, terminal 15,
passenger compartment, Reset injector lift compensation, rl damper stage rebound function, Number plate light, Quan. control valve B1 deactivat., Rear left bleeding, Rear window washer pump, Reset after changing NOx sensor, Reset DPF differential press. sensor adapt., Reset EGR adaptation values, Reset Lambda sensor adaptation values, Reset particulate filter adaption values, Reset rotor position, Reset strng. wheel angle sens. adaptat. val., rl damper stage compress.function, rr damper stage rebound function, Running gear: Lower vehicle level FL, Search illumination, Shut-off Injector 7, Side marker lamp warning, Static test, Valve for boost pressure control, Fuel pressure control valve: Adjustment, Oil spray nozzles actuation, SCR catalytic converter: Resetting, Front left bleeding, Front windscreen washer pump, Fuel evaporation regeneration valve, Fuel quantity control valve, Heated rear window, HV-component lock deactivated, Injector null quantity calibration: Resetting, Insulation test, Loudspeaker test, Low-pressure exhaust gas recirculation reset, Open rear sun blind, Passenger compartment key detection, Radiator fan, Rear acoustic signal frequency, Rear right window-lifter motor: Close, Reset air mass meter adaptation values, Reset rear left window lifter adapt. values, Resetting adaptation values SCR system, Shock absorber rear right: Filling, Smooth running evaluation, Test CD/DVD feed, AdBlue suction pump, AdBlue tank heating test, Basic setting, exhaust-gas recirculation, Camshaft adaption, Central driver assistance control unit: Reset adaptation values, Close front sun blind, Control lamps, Display Reversing camera, Divert air solenoid valve bank 1, Exhaust gas differential press. sensor reset, Filler neck compar. lid unlocking, fr damper stage compress.function, Front acoustic signal volume, Front right bleeding, Headlight range control, HV battery charge, Iso. resistance HV contact open, Lane keeping assist: Testing component <Steering wheel vibration motor>, Load assist. search lighting on, Lower sun roof, Open camera rear cover, Operating unit illumination, Rear left window-lifter motor: Opening, Rear right bleeding, Reset after SCR catal. converter replacement, Reset after turbocharger replacement, Reset swirl flap control adaptation values, Running gear: Lower vehicle level RL, Variable valve lift control: Resetting, AdBlue delivery pump, AdBlue pressure pipe heating test, AdBlue tank level sensor calibration, Adjustment lag time audio output, Auxiliary/supplementary heating: Activate the component <Metering pump>, Backrest adjustment forwards, Battery (high-voltage): Reading out the current capacity, SOH (State of Health), Central driver assistance control unit: Crash event, reset counter, Exhaust gas temperature sensor 2: Resetting, Exhaust gas treatment control unit: Hard reset, Front socket relay, HV battery cell evaluation, Injector cylinder 1, Injector cylinder 1: Deactivation, Injector cylinder 5: Deactivation, Injector quantity adjustment, Inlet port deactivation, Key recognition outside vehicle, Lock/unlock high-voltage component lock, Open load compartment cover, Pressure build-up, Rear acoustic signal volume, Rear seat adjustment to the rear, Reset after activ.charcoal filter replacement, Resetting of service-interval display, Shock absorber front left: Filling, Shock absorber front right: Filling, Solenoid valve calibration, Turbocharger wastegate control, Reset Lambda sensor adaptation values (S1), Running gear: Raise vehicle level RR, Upper lordosis air cushion, Adapt the component <Rain/light sensor>: Information, AdBlue return delivery, AdBlue tank heating, Analogue display test, Axle sensor zero point programming, Basic setting, Boost pressure control, Reset after changing NOx catalytic converter, Reset fuel quantity mean value adaptation, Reset transmission adaption values, Sensor unit calibration, Side-mounted turn signal indicator, Throttle valve control unit: Adapting, Used DPF, reset adaptation values, Smooth-running evaluation test, Left exterior mirror indicator, Mirror heating, passenger side, Running gear: Lower vehicle level RR, Socket relay 2nd row, Tyre pressure indicator reset, Front central locking Lock, LED for child lock switch door, Lower lordosis air cushion, Centre lordosis air cushion, Exterior mirror puddle lamp, Mirror heating, driver side, Passenger side outside mirror: To the right, Rear central locking Unlock, Backrest side bolst. air cush.press., Driver side outside mirror: Down, Front central locking Unlock, ABS test, Crankcase

heater element, Defrost flap right, Exhaust-gas recirculation, Front left fog headlight, Front right seat ventilation: Stage 3, Headlight range control: Move to centre position, Headlight vertical aim control: Move to minimum position, Horn Output, Injection valve, cylinder 7, Load compartment light, Rear left seat heating: Stage 3, Rear wiper, Secondary air pump, Sensor unit zero position compensation, Wiper service position, High-pressure exhaust gas recirculation reset, Injected fuel quantity comparison test, Microphone self-test, Normal mode, Open front sun blind, Oxidation catalytic converter adaption, Radiator fan 1: Speed 90 %, Rear alarm tone sender, Rear warning tone, Reset AdBlue metering module adaptation, Reset after diesel partic. filter replacement, Reset after replacing engine, Running gear: Raise vehicle level FL, Steering wheel vibration test, Test CD/DVD ejection, Volt. compens. of HV components, LED seat heating button, left., Rear right seat adaptation, Shock absorber rear left: Filling, Shut-off Injector 8, Steering wheel position functional test, Warning buzzer, Driver side outside mirror: Up, Exhaust turbocharger cntrl. valve, AdBlue 4-/2-way valve, AdBlue delivery module heating, Adjust mirror downward, Charge-air cooler fluid pump, Defrost flap left, Defrost flaps, Front left window lifter motor: Opening, Front right seat ventilation: Stage 1, Front right window lifter motor: Opening, Fuel metering pump, Gear position N control motor, Injection valve, cylinder 12, Injection valve, cylinder 2, Pulse-wheel test, Rear left seat heating: Stage 1, Rear left side marker light, Rear right seat heating: Stage 1, Running board light, Driver side outside mirror: To the right, Adjust mirror outward, Adjust mirror upward, Blower motor, Button LED red, Elec. intake vent., engine, A/C, Flame monitor/glow element unit, Footwell lamps, Front left seat heating: Stage 1, Front left seat heating: Stage 3, Front left seat ventilation: Stage 2, HFM adaptation reset, Horn, Injection valve, cylinder 4, Injection valve, cylinder 5, Injection valve, cylinder 9, Left footwell flaps, Lock filler neck compartment lid, Pressure regulator valve adjustment, Pressure sensor initialization, Rear left side light lamp, Rear right seat heating: Stage 2, Reset catalytic converter adaptation, Right dipped beam, Right main beam, Seat height adjustment, rear, Secondary air control valve B, Steering angle initialization, Steering column axial adjustment, System test, Trailer reversing light, Combustion air blower, Drain fuel tank, Front left seat heating: Stage 2, Front left seat ventilation: Stage 3, Front right window lifter motor: Close, Injection valve, cylinder 1, Injection valve, cylinder 11, Injection valve, cylinder 3, Injection valve, cylinder 6, Intake air control valve, Left reversing light, Rear left seat heating: Stage 2, Relay 2: Term. 15R, Reset adaptation values converter clutch, Reset throttle valve adaptation values, Right number plate light, Right reversing light, Right vent flaps, Steering wheel heating, Trailer indicator lamp, Wiper: Stage 2, LED seat heating button, right, Passenger side outside mirror: Down, Passenger side outside mirror: To the left, Passenger side outside mirror: Up, Adapting of control motors, Additional brake light, Adjust mirror inward, Air conditioner control motors: Adapting, Battery replacement, Front right seat heating: Stage 2, Gear position R control motor, Glow control unit 1, Interior and function lighting, Park distance control gong, Rear right side light lamp, Rear right side marker light, Seat fore-and-aft adjustment, Selector lever module calibration, Wiper: Stage 1, Cylinder 4: Cylinder deactivation, EGR cooling bypass control, Electric thermostat, Fuel quantity control valve adjustment, Parking brake run-in, Activate roller dynamometer mode, Activate showroom mode, Activated charcoal filter flap, Automatic rear wiper function, Blower temperature sensor, Current values, service information, Front right seat heating: Stage 3, Front right seat ventilation: Stage 2, Head restraint adjustment, Left turn signal indicator, Parking aid, Programming, trailer coupling, Rear lid: Locking, Rear right turn signal indicator, Recirculated-air flap, Right footwell flaps, Right turn signal indicator, Secondary air control valve A, Selector lever, Solenoid valves, Trailer brake light, Control motor functional test, Backrest adjustment, Front left side light lamp, Front right fog headlight, Front right side light lamp, Horn relay, Injection valve, cylinder 8, Left dipped beam, Left main beam, Left vent flaps, Program remote control, Reversing lamps, Right outer brake light, Seat height adjustment, front, Steering column height adjustment, Stop lamps, Unlock filler neck compartm. lid, Water Pump, Windshield wiper rest heating, Zero quantity calib. for injector replacement, Boost pressure actuator 2, Calibrate parking brake, Engine

control unit: Restart, Suspension level calibration, Air distrib. Intermediate setting, Air distribution: ventilate, ABS front left pressure reduction, Adapt components <Rear short-range radar sensors>: Information, Indicator light, cruise control, Left brake light, Turn signal indicator gong, Trailer rear fog light(s), Vent flaps, Cylinder 2: Cylinder deactivation, Reset steering angle offset values, Trigger belt tensioning, ABS rear left pressure reduction, PDC switch LED, Reversing lamp, Right side marker lamps, Bleed, Control unit release, ESP test, Footwell flaps, Front left seat ventilation: Stage 1, Front left window lifter motor: Close, Front right seat heating: Stage 1, Fuel adaption, Gear position D control motor, Gear position P control motor, Headlight vertical aim control: Move to maximum position, Injection valve, cylinder 10, Left number plate light, Left outer brake light, Press.pipe/metr module htg.elem., Rear left turn signal indicator, Rear right seat heating: Stage 3, Suppress mirror glare, Trailer socket relay, Battery separation relay, Boost pressure actuator 1, Cylinder 1: Cylinder deactivation, Cylinder 3: Cylinder deactivation, Inlet port deactivation actuator, Piston cooling nozzle solenoid valve, Rear window wiper relay, EGR solenoid valve, Reset rail pressure control valve, Gate illumination, Parking brakes Front axle, Passenger compartment lighting, Windscreen wiper, Relay 1: Term. 15R, ABS front right pressure reduction, ESP front right pressure build-up, ESP rear right pressure build-up, ABS rear right pressure reduction, Adaption function for throttle valve, Display illumination, LEDs, Parking brakes Vehicle, Passenger compartment temperature, Coolant temperature gauge, Read injector codes, Rev counter, Speedometer, Air distribution: footwell, Fuel level indicator, ESP rear left pressure build-up, Instrument illumination: Brightness, Warning Message, Lock front passenger's door, Passenger's door: Unlock, Switch blocking magnet, Fuel tank: Draining, Front left reading light, Front right reading light, Aux Pump, ESP front left pressure build-up, Rear interior lighting, Right brake light



Bosch Automotive Service Solutions Inc.

28635 Mound Road

Warren, MI 48092

USA

tech@boschdiagnostics.com

855-267-2483