

Bosch ADS Software Update – October 2023

Ver 5.14

<https://www.boschdiagnostics.com/diagnostic-systems>

Version 5.14 update adds:

- Coverage
 - **2024 MY coverage + ADAS calibrations** for many brands
 - **More functions** for **2023** model year
 - **EV Coverage** for Mazda
- Software Features
 - Capture VIN using the integrated camera for easy vehicle ID



Complete software and coverage details provided in these release notes.

Coverage Highlights (More Details start on Page 4)

2022 Coverage added – DTC, Data support and Bi-Directional functions

- **Mazda** – MX-30 EV

2023 Coverage added – DTC, Data support and Bi-Directional functions

- **BMW** – 740i (G70), 760i xDrive (G70), i7 (G70), iX (I20)
- **Dodge** - Hornet
- **Mazda** – CX-50, MX-30 EV

2024 Coverage added – DTC, Data support and Bi-Directional functions

- **Acura** – Integra, MDX
- **Alfa Romeo** – Giulia, Stelvio
- **Buick** – Enclave, Encore GX
- **Cadillac** – CT4, CT5, Lyriq, XT4, XT5, XT6
- **Chevrolet** – Blazer, Bolt EUV, Bolt EV, Camaro, Colorado, Corvette, Equinox, Express 2500, Express 3500, Malibu, Silverado 1500, Silverado 2500 HD, Silverado 3500 HD, Trailblazer, Traverse
- **Chrysler** – Pacifica, Voyager
- **Dodge** – Hornet
- **GMC** – Canyon, Hummer EV Pickup, Hummer EV SUV, Savanna 2500, Savanna 3500, Sierra 1500, Sierra 2500HD, Sierra 3500 HD, Terrain
- **Honda** – Accord, Civic, CR-V, HR-V, Odyssey, Pilot
- **Infiniti** – QX55
- **Jeep** – Grand Cherokee, Grand Wagoneer, Grand Wagoneer L, Wagoneer, Wagoneer L, Wrangler
- **Lexus** – ES250, ES300h, ES350, IS500, LC500, LC500h, NX250, NX350, NX450h+, RX350, RX350h, RX500h, RZ500e, UX250h
- **Mitsubishi** – Eclipse Cross, Mirage, Mirage G4, Outlander
- **Nissan** – Altima, Frontier, GT-R, Murano, Pathfinder, Sentra, Versa
- **RAM** – 1500, 2500, 3500, ProMaster 1500, ProMaster 2500, ProMaster 3500
- **Subaru** – Forester, Legacy, Outback, Solterra, WRX
- **Toyota** – bZ4X, Camry, Corolla, Corolla Cross, GR Corolla, GR Supra, Highlander, Sequoia, Tundra

Multiple Models and Years Coverage added - Bi-Directional functions

ADAS* – New ADAS calibration coverage:

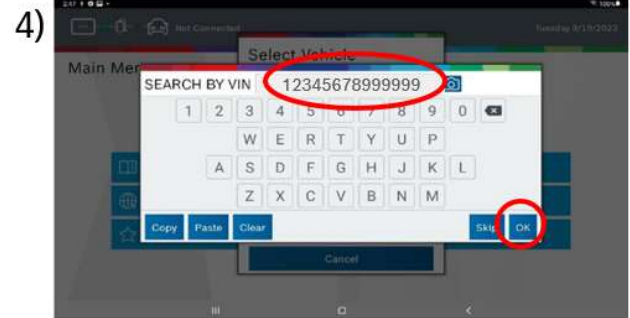
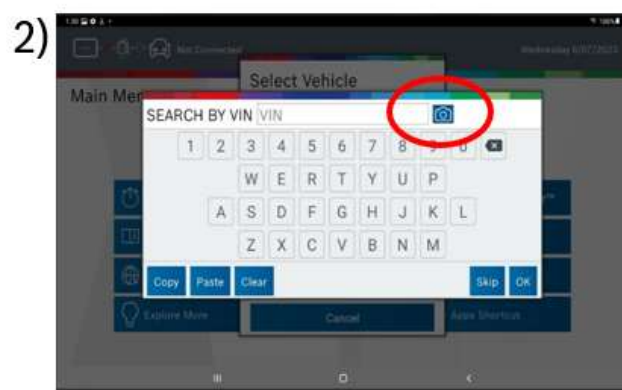
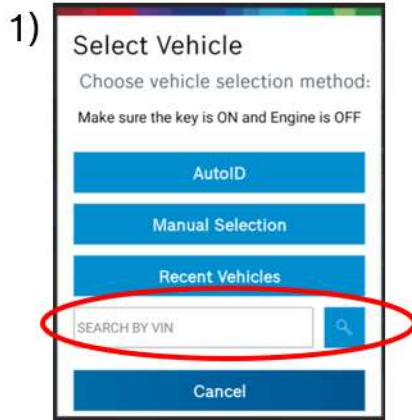
- **Toyota/Lexus Surround View Additions:**
 - 2022 & 2023 4Runner
 - 2023 Highlander
 - 2020-2023 GX460
 - 2021-2023 IS300
 - 2021-2023 IS350
 - 2022 & 2023 IS500
 - 2021-2023 GX460
 - 2016-2021 LX570
 - 2023 RAV4
 - 2023 RAV4 Prime
 - 2023 Sequoia
- **2021 Coverage:**
 - Ram – ProMaster 1500, 2500, 3500
- **2023 Coverage:**
 - Kia – Soul
 - Mazda – CX50
 - Subaru – Solterra
 - Toyota – Corolla, GR Corolla
- **2024 Coverage:**
 - Acura – Integra, MDX
 - Alfa Romeo – Giulia, Stelvio
 - Buick – Enclave, Encore GX
 - Cadillac – CT4, CT5, XT5, XT6
 - Chevrolet – Blazer, Bolt EUV, Bolt EV, Camaro, Colorado, Equinox, Malibu, Silverado 1500
 - Chrysler – Pacifica, Voyager
 - Dodge – Hornet
 - GMC – Canyon, Sierra 1500, Terrain
 - Honda – Accord, Civic, CR-V, HR-V, Odyssey, Pilot
 - Infiniti – QX55
 - Jeep – Grand Cherokee, Grand Wagoneer, Grand Wagoneer L, Wagoneer, Wagoneer L, Wrangler
 - Lexus – ES250, ES300h, ES350
 - Nissan – Altima, Frontier, Murano, Pathfinder, Sentra
 - RAM –2500, 3500
 - Toyota –GR Corolla, GR Supra, Highlander, Sequoia

**All Dynamic ADAS calibrations are included in standard ADS Tool Subscription. Static calibrations that require ADAS targets and fixtures require additional ADAS Subscription used with ADS 625/625X.*

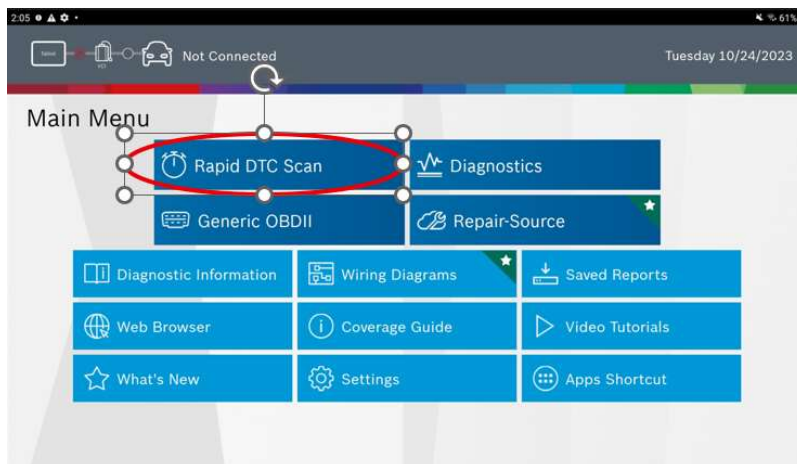
Software Highlights

Capture VIN with camera – Enhanced vehicle selection option [Search by VIN] now includes capability to capture VIN using integrated camera

1. When Prompted for Vehicle Selection Method, select **Search by VIN**
2. Click the **Camera Icon**
3. **Scan** vehicle's VIN
4. VIN automatically populates, select **OK**



QuickScan re-named Rapid DTC Scan – Rapid DTC Scan will automatically AutoID vehicle, select all modules, and scan for DTCs with only a few clicks.



New Coverage Details – USA Domestic

New Chrysler/Dodge/Jeep/Ram Coverage

- Added coverage for 592 new system applications

219 new Adjustment type special tests:

ABS Bleed Brakes, ABS Initialization, ABS Unit Bleed, ABSO Initialization, Active Grill Shutter Replaced, Actuator Calibration, AFLS Calibration, AMP Non ANC Qualifier, Auto Door Lock, Auto High Beam Demo Mode Test, Automated Bleed, Back Lighting, Bleed Brakes, Brake Fluid Replacement/Brake Fluid Reservoir Substitution, Brake Pedal Calibration, Brake Pedal Learn, Calibrate Liftgate, Calibrate Tandem Master Cylinder Sensor, Calibration Routine, Caliper EPB substitution, CAM Crank Relearn Routine, Change Country Code, Channel Output Test, Check PCM VIN, Clear All Learned Seat Parameters, Clear DEF Pump Learned Offset Values, Clear Engine Auto Restart Crank Counter, Clear Learning Value, Clear Misfire TLC, Clear Stored Accumulated Fuel Mass, Clear TPM Sensor Rolls Test Results, Clear TPM Sensor Warnings, Clear Variable Line Pressure Counters, Close Door Calibration, Closed Coupled Replacement, Clutch Pedal Learn, Clutch Sensor Calibration Mode, Configure License Plate Size, Coolant Three Way Valve, Coolant Three Way Valve Replaced, Crankshaft Pos. Variation Learn, Diesel Particulate Filter Regeneration, DPF Pressure Sensor Reset, DPF Regen, DPF Replacement, Driving Regeneration Request, DTCM Replacement, Dual Alternator Enable/Disable, Dual Fuel Tank Enable / Disable, ECU Replacement With Value Transfer, EGR Coolant Regeneration, EGR Low Pressure Learn, EGR System Test, EGS Initialization, Electric Park Brake Management, Emissions Rolls Test Mode, Enable / Disable Vehicle Features, Enable Brake Pedal, Enable/Disable Seatbelt Minder Chime, Enable/Disable The Roll Bench Mode, Engine Idle Shutdown Feature Enable/Disable, EPB Assembly Check, EPB Service Procedures, Exhaust Phaser 1 Cleaning, Exhaust Phaser 2 Cleaning, Exit in Plant Mode, Exit Logistic Mode, Exit Shipping Mode, FCM Enable Emissions Rolls Test Mode, Fire Protection System Activate, Fleet Pin Reset, Front Axle Disconnect Feature, Front Brake Disc Substitution, Front Caliper Substitution, GSE Injector Adaptation, Hard Stop Search, Headlamp Leveling, Heated Seat NTC Validation, High Temp Cabin Valve Cal/Test, HVAC Actuator Calibration Test, HVAC FGA Self Learning Motors Test, Hydraulic Prove Out Test, Idle Shutdown Timer Adjustment, Initialize ABS, Initialize Cluster Configuration w/o Odometer Affect, Initialize CVT, Initialize ORC, Injector Quantity Adjustment, Intake Phaser 1 Cleaning, Intake Phaser 2 Cleaning, Key FOB Identification, Key Fobs Linked To Memory, KeySense PIN Reset, Learn ETC, Light Rain Sensor Calibration, Longitudinal And Lateral Sensor Calibration, Low Temp Coolant Fill - Active Pump, Low Temp Coolant Fill - Passive Pump, Manual Logistic Mode Procedure Enable, Mass Air Flow Sensor Initialization, Microphone Output Short Test, Microphone Tone Test, Modify Volumetric Sensors Sensitivity, Most Recent Cool Down Test Results, Motor Position Learn, New Engine Installed, Non-Volatile Memory Reset, OCM System Verification Test, Oil Change Light Reset, Oil Change Monitor Type, Oil Life Restore, Oil Service Reset, Open Door Calibration, Original VIN Lock, Overboost counter reset, Phonic Wheel Ttooth Learning Reset, Power Take - Off Unit Replacement, Pressure Sensor Calibration, Production State, Program Engine Serial Number, Program Tire Sensor Identifications, Program Tire Size, Program Variant Coding, Proxi Configuration, Proxi Configuration Alignment, PTO RPM Adjustment, PTO Settings, Purge fuel circuit reset, Quick Learn, Quicklearn 62TE, Quicklearn Non RFE, Quicklearn RFE, RAM Active Air Box Calibration, Range Position Sensor Reset, RDU Replacement, Rear Brake Disc Substitution(Continental), Remote Start Temporary Disable, Reset Adaptive After Oil Change, Reset Adaptive Data, Reset Adaptive Memory, Reset Adaptive Values, Reset Adaptives After Block Change, Reset After Replacement Of Lambda Sensor, Reset Air-Fuel Adaptives, Reset Angle

Offset, Reset Camshaft Adaptive, Reset Camshaft Adaptives, Reset Clutch Capacity Adaption, Reset ECU, Reset Enhanced Automatic Oil Change Indicator, Reset Error Free Operation Time to 40 Hours, Reset H2O Lamp, Reset High Voltage Cable Open DTC, Reset Injector Compensation Values, Reset Memory, Reset of Lambda Values, Reset of SCR Long Term Adaptation Factor, Reset Parameters to Default, Reset SCR Mileage Counter to 200 Miles, Reset Service Information, Reset Turbo Adaptives, Reset Turbo Over Boost Counter, Reset VCM Adaptives, Reset VVA Freeze Incorrect Request, Reset Zero Fuel Quantity Calibration, Resolver Offset Learn, Rollover Detection, SCR DEF Tank Fluid Level Filter Reset, SCR System After ECU Replacement Procedure, SCR System Catalyst Reset, SCR System Dosing Module Replacement, SCR System Pressure Line Replacement, SCR System Tank or Pump Replacement, SCR System Wiring Harness Replacement, Seat Belts Alarm Enable, Seat Belts Alarm Exclusion, Seat Calibration, Sensor Wiring Test, Service Procedures, Set Axle Type, Set Max Cruise Speed, Set Max Vehicle Speed, Set Ride Height Level, Settling Group Caliper and Brake Pads, Snorkel Output Test, Standardization, Stationary Desoot (DPF Regen), Steering Angle Calibration, Steering Angle Calibration Test, Store Learned TCU Adaptives, System Air Mass/Pressure/Ride Height Readings, TCC Break In, TCM Reset Learned Adaptives Routine, Throttle Body Self-Learn Activation, Throttle Body Self-Learning, Tip Start Temporary Disable, Tire Pressure Sensor Registration, TLC Learn, TPM Pressure Update to Placard Value, TPMS Calibration, Trailer Hook Presence Disabling, Trailer Hook Presence Enabling, Turbo Actuator Pre-Align / Self Calibrate, Turbocharger adaptive parameters reset, Turn off Gain Mode Override, Update Front and Rear Axle Nominal Tire Pressure Values, Update Pressure Thresholds, Valve Body Solenoid Learn, Valve Variator Actuator (VVA) freeze wrong request reset, VCM Adaptive Parameter Reset After Block Change, VCM Adaptive Parameter Reset After Oil Change, VGT Learn, VGT Sector Gear Hysteresis Test, View/Reset Duty Cycle Maps, VIN Lock, VVL Cam Crank Relearn, Write Pinion Factor, Write VIN

2273 new Actuation type special tests:

EOBD (Electronic On Board Diagnostic) failure indication, 1st Gear Clutch Test (62TE), 1st Gear Clutch Test (Non-RFE), 1st Gear Clutch Test (RFE), 1st Row Ceiling Light, 2/4 Clutch Volume Index Check, 2-3 Skip Shift Solenoid Control State, 2-4 Solenoid, 2-4 Solenoid State, 2C Or 2-4 Solenoid, 2nd Gear Clutch Test (62TE), 2nd Gear Clutch Test (Non-RFE), 2nd Gear Clutch Test (RFE), 2nd Prime Gear Clutch Test (RFE), 2nd Row Blend Door 1, 2nd Row Blend Door 2, 2nd Row Blend Door 3, 2nd Row Blend Door 4, 2nd Row Ceiling Light, 2nd Row Center Seat Backrest Release Actuator, 2nd Row Headrest Release Switch, 2nd Row LT Easy Entry-Exit Switch 2, 2nd Row LT Latch Switch, 2nd Row LT Seat Backrest Release Actuator, 2nd Row LT Seat Easy Entry Release Actuator, 2nd Row LT Seat Fold Switch, 2nd Row LT Seat Headrest Release Actuator, 2nd Row Mode Door 1, 2nd Row Mode Door 2, 2nd Row RT Easy Entry-Exit Switch 2, 2nd Row RT Latch Switch, 2nd Row RT Seat Backrest Release Actuator, 2nd Row RT Seat Easy Entry Release Actuator, 2nd Row RT Seat Fold Switch, 2nd Row RT Seat Headrest Release Actuator, 2WD Rolls Mode, 2WD Test Mode, 3rd Gear Clutch Test (62TE), 3rd Gear Clutch Test (Non-RFE), 3rd Gear Clutch Test (RFE), 3rd Row Ceiling Light, 3rd Row Fold-Unfold Switch 1 Left, 3rd Row Fold-Unfold Switch 1 Right, 3rd Row Fold-Unfold Switch 2 Left, 3rd Row Fold-Unfold Switch 3 Left, 3rd Row Fold-Unfold Switch 3 Right, 3rd Row Headrest Release, 3rd Row Headrest Release Switch, 3rd Row LT Recline Switch FWD, 3rd Row LT Recline Switch RWD, 3rd Row LT Seat Folding Motor 1, 3rd Row LT Seat Folding Motor 2, 3rd Row LT Seat Headrest Release Actuator, 3rd Row Mode Door 1 Actuator Position, 3rd Row Mode Door 2 Actuator Position, 3rd Row RT Recline Switch FWD, 3rd Row RT Recline Switch RWD, 3rd Row RT Seat Folding Motor 1, 3rd Row RT Seat Folding Motor 2, 3rd Row RT Seat Headrest Release Actuator, 4 Low Indicator, 4C Solenoid, 4C Solenoid State, 4th Gear Clutch Test (62TE), 4th Gear Clutch Test (Non-RFE), 4th Gear Clutch Test (RFE), 4th Row Ceiling Light, 4WD, 4WD Auto, 4WD AUTO Indicator, 4WD Indicator, 4WD LED, 4WD Lock Indicator, 4WD Low, 4WD Neutral Indicator, A/C, A/C Compressor Clutch Relay

Control State, A/C Relay, A/C Request, A/C Select, ABS, ABS (Anti-lock Brake System) safety indication, Abs Failure Indicator, ABS Failure Lamp, ABS fault Lamp, ABS Lamp, ABS Light, ABS Safety indication, ABS Safety lamp, A-C Button, A-C Compressor Clutch Relay Control State, AC emergency shut off, AC Indicator, A-C INDICATOR, AC Off For Vehicle Manoeuvring, AC Request, A-C Request, A-C Select, ACC Enter In-Plant Mode, Activate Driver and Passenger Head Restraints, Activate Fuel Lift Pump, Activate TPM High Gain Mode, Active Exhaust Valve 1, Active Exhaust Valve 2, Active Grill Shutter Test, Actuate All Heaters, Actuate All Seat Heaters, Actuate All Vents, Actuator Position, Actuator Test For SCR Device Relay, Actuator Test For Scrdevrly, Actuator Test Of Urea Back Flow Pump Actuator, Adjustable Pedal Disable Relay, Aero LED, Aero Level, Aftertreatment System Performance Test, Air Bag, Air Bag Fail, Air Bag Lamp, Air Bag Light, Air Condition, Air Condition Relay Control, Air Conditioner Relay Command, Air Dam Test, Air Defrost Motor Distribution (Left side), Air Defrost Motor Distribution (Right side), Air Mix Motor, Air Mixing Motor Command, Air Mode Motor, Air Rear Motor Distribution, Air Recirculation Motor Command, Air Suspension Leakdown Test, Air Vent - Floor Motor Distribution (Left side), Air Vent - Floor Motor Distribution (Right side), Airbag failure indication, Airbag Fault Indicator, Alarm/Doors Status Led, Alarm/Doors Status/Deterrence LED, Alarm-Doors Status-Deterrence LED, All Doors/Central Locks, All Doors-Central Locks, All LEDs On, All Stop Lights, All Stop Lights W-Combined Rear Lighting, All Stop Lights W-O Combined Rear Lighting, Alternator Current Limit, Alternator Field Control State, Alternator Field Duty Cycle, Alternator Field Duty-Cycle, Alternator Output Voltage Setpoint, Alternator Test, Alternator Voltage Set Point Value, Ambient Dimming, Ambient dimming command, Ambient Illumination; Interior, Ambient Lamp, Ambient Light, Ambient Temperature, AMP Output Short Test, AMP Output Tone Test, ANC Output Short Test, Antenna Power, Antilock brake (ABS) failure indication, Anti-lock Brake System (ABS) safety indication, APM Status, Approach Light State, ASR Button lamp, ASR-ESP Safety indication, ASR-ESP Safety Lamp, Assist Call Button Green LED, Assist Call Button Red LED, Assist Call Green Day PWM, Assist Call Green LED Control PWM, Assist Call Green Night PWM, Assist Call Red Day PWM, Assist Call Red LED Control PWM, Assist Call Red Night PWM, ATMM Left Actuator Command -%, ATMM Left Actuator Command -Degrees, ATMM Left Actuator Command -Hz, ATMM Right Actuator Command -%, ATMM Right Actuator Command -Degrees, ATMM Right Actuator Command -Hz, Audio Measure AC and DC, Audio Routing, Audio Test, Audio Test For Subwoofer Specific, Audio Video Signal Detection, Audio Volume (Current Source), Audio Volume (current source), Audio Volume (ENT), Audio Volume (INFO 1), Audio Volume (INFO 2), Audio Volume (SIG), AUTO Button, Auto high beam activation, Auto High Beam Indicator, Auto Indicator, AUTO LED, Auto Shutdown (ASD) #1 Relay Control State (Left Bank), Auto Shutdown (ASD) #2 Relay Control State (Right Bank), Auto Shutdown (ASD) Relay Control State, Auto Shutdown Relay Control State, Autocheck, Automated Driver Door Ajar Signal, Automated Driver Door Open, Automatic Functions Activation, Automatic High Beam, Auxiliary Coolant Pump, Auxiliary Fuel Pump, AVAC Motor Central Position, AVAC Motor Down Most Position, AVAC Motor Up Most Position, Average Ambient Temperature, AWD System Switch, BACK button, Background LED Illumination Level, Background LED State, Backlight 1 Level, Backlight 2 Level, Backlight 3 Level, Backlight 4 Level, Backlight 5 Level, Backlight 6 Level, Backlight 7 Level, Backlight 8 Level, Backlight Control, Backlight Control-Backlight PWM1, Backlight Control-Backlight PWM2, Backlight Control-Backlight PWM3, Backlight Control-Backlight PWM4, Backlight Control-Backlight PWM5, Backlight Control-Backlight PWM6, Backlight Control-Blue Driver/Passenger Temp Down, Backlight Control-Display PWM, Backlight Control-HVAC Recirc/AC/Front Def/Rear Def, Backlight Control-LED Jewel Indicator auto, Backlight Control-LED Jewel Indicators excluding Auto, Backlight Control-Red Driver/Passenger Temp Up, Hazard, Backlight Control-Sapphire Blue Enter/Mute Knobs, Backlight Control-Sapphire Blue HVAC Auto/Fan Off, Backlight Control-Sapphire Blue Knob Halo Rings, Backlight Control-Sapphire Blue Lower Row Switchbank Buttons, Backlight Control-Sapphire Blue Screen Off, Back Buttons, Backlight Leds Control, Backlighting,

Backlighting: Driver Temp Down, Pass Temp Down, Backlighting: Driver Temp Up, Pass Temp Up, Backlighting: Knob Halo White Backlighting, Backup Alarm, Backup Lamp Left, Backup Lamp Right, Backup Light, Backup Lights, Baggage Lamps, Balance Level Settings, Balance Settings, Bargraph, Bass Level Settings, Bass Settings, Battery Bad (Red), Battery Charge LEDs, Battery Coolant Heater, Battery Coolant Pump, Battery Good (White), Battery LED 1, Battery LED 2, Battery LED 3, Battery LED 4, Battery LED 5, Battery LED 6, Battery LED 7, Battery LED 8, Battery LED 9, Battery Voltage LEDs, Battery Voltage Output, Bed Lamp, Blind Spot Indicator State, Blower Down Button, Blower Motor, BLOWER Motor Brushed, BLOWER Motor Brushless, Blower Motor Command, Blower Motor Speed, Blower Up Button, Blue Cooled Seat Indicators, Blue Heated Seat Indicators, Blue Lights, Blue Temperature Bar, Boost Low Pressure Actuator, Boost Pressure, Boost Pressure Actuator, Both Headlamps Max High Position, Both Headlamps Max Low Position, Brake Failure Indicator, Brake Indicator, Brake Light, Brake State Output, Brake Switch, Brake Sys Fail Ind, Elec PK Brk Indication And EPB Fail Indication, Brake Sys Fail Indication, Electronic Parking Brake Indication, Brake System Fail Indicator, EPB Indicator, Brake system failure indication [BRAKE], BRAKE Text, Brake Warning Lamp, Braking System Fail-Brake Fluid Low Level, Brk Sys fail Ind (EBD Included) - Man Park Brk Ind, Brk Sys fail Indication, Elec Park Brk Ind, Brk Sys fail Indication, Elect Park Brk Ind and EPB fail Ind, BSM State, BTSI, BTSI Coil Output Control, BTSI Control, BTSI Solenoid, Button 11 (Spare), Button 14 (Spare), Button 15 (Spare), Button 16 (Spare), Button 24 (Spare), Button 6 (Spare), Button 7 (Spare), Button 8 (Spare), Button Indicators, Button LEDs, Button symbol Back-Light PWM Duty, Buttons Control, Buttons/Encoder Control-Button 1 (Front Defrost), Buttons/Encoder Control-Button 10 (FCW), Buttons/Encoder Control-Button 12 (Back), Buttons/Encoder Control-Button 13 (Screen Off), Buttons/Encoder Control-Button 14 (ESP), Buttons/Encoder Control-Button 16 (PTS), Buttons/Encoder Control-Button 17 (Mute), Buttons/Encoder Control-Button 18 (Enter), Buttons/Encoder Control-Button 19 (Rear Defrost), Buttons/Encoder Control-Button 2 (Driver Temp Up), Buttons/Encoder Control-Button 20 (Passenger Temp Down), Buttons/Encoder Control-Button 21 (Auto), Buttons/Encoder Control-Button 22 (Driver Temp Down), Buttons/Encoder Control-Button 23 (Recirc), Buttons/Encoder Control-Button 3 (Fan Off), Buttons/Encoder Control-Button 4 (Driver Temp Up), Buttons/Encoder Control-Button 5 (AC), Buttons/Encoder Control-Button 9 (Eco), Buttons/Encoder Control-Rotary 1 Detents (Volume), Buttons/Encoder Control-Rotary 1 Direction (Volume), Buttons/Encoder Control-Rotary 2 Detents (Fan), Buttons/Encoder Control-Rotary 2 Direction (Fan), Buttons/Encoder Control-Rotary 3 Detents (Tune), Buttons/Encoder Control-Rotary 3 Direction (Tune), Buttons/Encoder Control-Rotary 4 Detents, Buttons/Encoder Control-Rotary 4 Direction, Buzzer, Buzzer Control, Cabin Temperature Sensor, Camera Washer, Cargo Lamp, Cargo Light, Cargo Light Indicator, Catalyst Efficiency Test, CEGR H-Bridge Valve Duty Cycle, Ceiling Light, Ceiling Light Front, Ceiling Light Rear Left, Ceiling Light Rear Left or Central, Ceiling Light Rear Right, Center High Mount Stop Lamp, Center Stop Lamp, Central high mounted Stop Light, Central high mounted Stop Light (CHMSL), Central Lock, Central Lock (Pass Side), CENTRAL LOCK PASSENGER, Central Stop Lamp, Central Unlock, Channel 1 Audio Control, Channel 1 Audio Output Status, Channel 10 Audio Control, Channel 10 Audio Output Status, Channel 11 Audio Control, Channel 11 Audio Output Status, Channel 12 Audio Control, Channel 12 Audio Output Status, Channel 13 Audio Output Status, Channel 14 Audio Output Status, Channel 15 Audio Output Status, Channel 16 Audio Output Status, Channel 17 Audio Output Status, Channel 18 Audio Output Status, Channel 19 Audio Output Status, Channel 2 Audio Control, Channel 2 Audio Output Status, Channel 20 Audio Output Status, Channel 21 Audio Output Status, Channel 22 Audio Output Status, Channel 23 Audio Output Status, Channel 24 Audio Output Status, Channel 3 Audio Control, Channel 3 Audio Output Status, Channel 4 Audio Control, Channel 4 Audio Output Status, Channel 5 Audio Control, Channel 5 Audio Output Status, Channel 6 Audio Control, Channel 6 Audio Output Status, Channel 7 Audio Control, Channel 7 Audio Output Status, Channel 8 Audio Control, Channel 8 Audio Output Status, Channel 9 Audio

Control, Channel 9 Audio Output Status, Charge Air Cooler Coolant Pump, CHARGE PLUG LOCK, CHARGE PLUG UNLOCK, Charge Port Command CAN, Charge Port Command Hard Wired, Charge Port Lock Motor, Charge Port Request Tester, Charge Port Un-Lock Motor, Check Engine - MIL Lamp, Check Engine (MIL) Lamp, Check Engine MIL Lamp, Check Engine-MIL (Malfunction Indicator Lamp), Check PCM Odometer, Chiller Shut-off Valve, CHMSL Lamp, CHSML and Stop/Turn Lights, Clearance Identification Lights Relay, Close Door, Clutch Output, Clutch Signal To ECM Output Control, CNG Indicator, CNG Injector Relay, CNG Shut Off Relay, CNG/Gasoline Forced Fuel Type, Cold Start Aid Driver 1, Cold Start Aid Driver 1 Output, Comfort Closing And Opening, Comfort ClosingOpening, Comfort Enable, Command Key Unlock, Command Shift Lock, Compressed Natural Gas, Compression Test, Compressor Circuit Test, Compressor Cool Down, Compressor Current, Compressor Running, Control All Solenoids, Control chime, Control the steering column, Convenience/Reading Lamp, Convenience-Reading Lamp, Coolant Bad Indicator, Coolant Fill, Coolant Fill Active Pump, Coolant Good Indicator, Coolant High Temperature Auxiliary Electric Pump, Coolant Temp LED 1, Coolant Temp LED 2, Coolant Temp LED 3, Coolant Temp LED 4, Coolant Temp LED 5, Coolant Temp LED 6, Coolant Temp LED 7, Coolant Temp LED 8, Coolant Temp LED 9, Coolant Temp LEDs, Coolant Temperature, Coolant Three Way Valve Test, Cooldown Test, Cooled EGR H-Bridge Valve System Test, Cooled Seat Driver High Indicator, Cooled Seat Driver Low Indicator, Cooled Seat Driver Med Indicator, Cooled Seat Passenger High Indicator, Cooled Seat Passenger Low Indicator, Cooled Seat Passenger Med Indicator, Cooler Bypass Valve, Cooling Valve Position, Courtesy Lamp 2, Courtesy Lamps, Crankcase Ventilation, Crankcase Ventilation Heater, Cruise Control Lamp, Cushion Extender Motor, Cyl 1 Deactivation Sol Cntrl State, Cyl 6 Deactivation Sol Cntrl State, Cyl 7 Deactivation Sol Cntrl State, Cylinder 1 Deactivation Solenoid Control State, Cylinder 1 UniAir valve command, Cylinder 2 UniAir valve command, Cylinder 3 UniAir valve command, Cylinder 4 Deactivation Solenoid, Cylinder 4 Deactivation Solenoid Control State, Cylinder 4 UniAir valve command, Cylinder 6 Deactivation Solenoid Control State, Cylinder 7 Deactivation Solenoid Control State, Cylinder Balance Test, D LED State, D+ Repetition Relay Command, Dasm Safety Indication Adaptive Cruise Control, Dasm Safety Indication Normal Cruise Control, Day Lights, Day Lights Left, Day Lights Left - Right, Day Lights Left -Right, Day Lights Right, Day Run Light (DRL) Parking Light Left, Day Run Light (DRL) Parking Light Left LED, Day Run Light (DRL) Parking Light Right, Day Run Light (DRL) Parking Light Right LED, Day Run Light (DRL) Parking Turn Light Left, Day Run Light (DRL) Parking Turn Light Right, Daylights and Position Left, Daylights and Position Right, Daylights Halogen Left, Daylights Halogen Right, Daylights Xenon Left, Daylights Xenon Right, DC Clutch Volume Index Check, Deactivation Parking Sensor, Dead Lock Relay, DeadLock Relay, DeadLock Relay-Independent Driver Door Unlock, DEADLOCK-SECONDARY LOCK (FT), DEADLOCK-SECONDARY LOCK (RR), Dedicated DRL Lamp Left, Dedicated DRL Lamp Right, DEF (Reductant) Pressure Line Heater Test, DEF (Reductant) Tank Heater Test, DEF Dosing Injection Quantity, DEF Reductant Doser Prime Override Test, DEF Reductant Doser Pump Override Test, Defeat Engine ON, Diagnose valve, Diesel Cabin Heat 1, Diesel Cabin Heat 2, Diesel Cabin Heat 3, Diesel Cabin Heater #1, Diesel Cabin Heater #2, Diesel Cabin Heater #3, Diesel Cabin Heater 1, Diesel Cabin Heater 2, Diesel Cabin Heater 3, Diesel Cabin Heater 4, Diesel Fuel Heater Relay, Digital Inputs1 High Memory, Dimming display, Dimming Graphics, Direct Backlight, Disable Level Control, Disable Passenger Airbag Lamp Request, Display Dimming, Display Start Inhibit Data, DNA Status LED 3, Door Ajar Indicator, Door Ajar Signal To Front Ceiling Dome, Door Ambient Light State, Door Courtesy Lamp State, Door Handle Power, Door Handle Power Control, Door Handle Verification Test, Door Locks, Door Open, Vehicle Does Not Lower, Door Puddle Lamp State, Door Status Led, Door Status LED Command, Doors status - deterrence LED, Double Start Override Relay, DOWN Select Button, Downstream lambda probe heater command, DPF Lamp, DPF Reset Option, D-Pillar Recline Switch forward, D-Pillar Recline Switch rearward, DR Solenoid, Drive style 2 LED, Drive Style 2 LED Command, Drive style 3 LED, Drive Style 3 LED Command,

Driver Cooled Seat, Driver Door Ajar, Driver Door Ajar Signal To Manual Transmission Automated, Driver Door Ajar Signal To MTA (Manual Transmission Automated), DRIVER DOOR LOCK LED, Driver Door Lock-Unlock, Driver Door Unlock, Driver Doors Status - Deterrence LED, Driver Heated Seat, Driver Seat Backrest Command, Driver Seat Lift Command, Driver Seat Slide Command, Driver Seat Tilt Command, Driver Side Seat Belt, Driver Temp Detents, Driver Temp Down Button, Driver Temp Rotary Direction, Driver Temp Up Button, DRIVER UNLOCK, Drivers Window Control, DRL, DRL - Front Park Lights, DRL Lamp, DRL Left, DRL Right, DSU LED Command 1, DSU LED Command 2, DSU LED Command 3, DTCM Efficiency Position, DTI FUEL TRANSFER RLY, DTI LTR CLNT PMP, DTI SPRCHRGR BPV MOTOR, DTI VVL SOL1, DTI VVL SOL2, DTI VVL SOL3, DTI VVL SOL4, Dual Speed Fuel Pump Relay, Dual Speed Oil Pump, Dual Speed Oil Pump Status, Dual Tank Aux LP Relay, Duct Sensor - Floor Left, Duct Sensor - Floor Right, Duct Sensor - Panel Left, Duct Sensors -Panel Right, Dump Valve, Dump valve command, Duty Cycle Purge Solenoid, EAC Compressor Speed Request, Easy Entry/Exit, EBD (Electronic Brake Distribution) safety indication, EBD Safety Lamp, EBD Warning Light, EBL Status, EC Mirror State, E-Call Backlight LED, E-Call Button Backlight LED, E-Call Button Green LED, E-Call Button Red LED, E-Call Green Day PWM, E-Call Green Night PWM, E-CALL Green Status LED, E-Call Red Day PWM, E-CALL Red Error LED, E-Call Red Night PWM, ECC Percent Max Torque, ECM WAKEUP, ECO, ECO Button, ECO Indicator, ECO LED, ECO Led Command, ECO ON-OFF Indicator, ECO-LPG-SS-E-Costing LED Command, ECVD Compressor PWM Command, ECVD Compressor PWM Command~ECVD Compressor PWM Command, EGR Cooler Bypass, EGR DC Motor Sol Vlv Recir Vlv, EGR DC Motor And Solenoid Valve, EGR Duty Cycle, EGR Hi Pressure Motor Test, EGR Positioner, EGR Throttle Valve, EGR Valve Actuator Test, EGR Valve Replaced, EGR Valve Solenoid Duty Cycle, ELCM Forced Monitor Test, Elec Stabil Ctrl (ESC) Sys Intrvntn - fail Ind HILL HOLDER Sys, Electric Motor Control, Electric Park Brake, Electric seat movement Relay, Electric Seat Movimentation Relay, Electric Thermostat Heater, Electric Thermostat Heater Solenoid, Electric Thermostat Heater Solenoid Duty Cycle, Electric Transmission Oil Pump, Electric Vacuum Pump, Electric Wastegate Valve, Electronic Brake Distribution (EBD) safety indication, Electronic Parking Brake (EPB) failure indication, Electronic Stability Control, Electronic Stability Control (ESC) Indicator, Electronic Stability Control (ESC) OFF lamp indication, Electronic Stability Control (ESC) system deactivation, Electronic Stability Control Off, EMCC VLP Solenoid, Emergency Call Backlight LED PWM, Emergency Call Green LED PWM, Emergency Call Red LED PWM, Emissions Failure Lamp, Emissions Rolls Test Mode Is Active, EMTC Encoder Power Return, EMTC Encoder Power Supply (5V), Enable sunroof unit, Engine After Run Coolant Pump, Engine Check Lamp [MIL], Engine Digital Fan 1, Engine Digital Fan 2, Engine Misfire-EOBD Engine Fail DEF-UREA Fail, Engine Misfire-EOBD(European On Board Diagnostic) Engine Fail, Engine Off Injector Toggle Test, Engine Oil Pump Valve, Engine RPM Control, Engine Running Injector Kill Test, Engine Speed Cluster, Engine Speed Output, Engine Temp LEDs, Engine Temperature, Engine Warm Up, Engine Water Over Temperature, Enter, Enter Button, Enter Plant Mode, EOBD (Electronic On Board Diagnostic) Failure Indicator, EOBD And Engine System Fault Lamp, EPB (Electric park brake) Button Led, EPB (Electric park brake) Red lamp, EPB (Electric park brake) Yellow lamp, EPB Auto Apply Control, EPB Drive Away Control, EPB Failure Lamp, EPB Function Lamp, EPB Indicator And EPB Fail Indicator, EPB Service, EPB Switch Function LED, EPB switch lamp, EPB Warning Light, EPS Adaptive Data Control, EPS Fail (Electric Power Steering), EQ Loudness Test, ESC, ESC - HILL HOLDER Sys Fail Indicator, ESC (Electronic Stability Control) Safety lamp, ESC (Electronic Stability Control) System Deactivation, ESC / Hill Holder Failure Lamp, ESC Button Lamp, ESC Disable Lamp, ESC Failure Lamp, ESC Indicator, ESC Intervention-Fail, ESC Malfunction Lamp, ESC Off, ESC OFF lamp, ESC ON-OFF Indicator, ESC Safety Lamp, ESCL 12 Volt Feed Control, ESCL Unlock Control, ESIM Forced Monitor Test, ESM Power Supply, ESP button, ESP Light, ETC Indicator Test, ETC Lamp, ETC System Test, ETC Throttle Follower Test, EVAP Purge Valve, Evaporator Sensor Temperature, Evaporator Temp

Sensor, Evaporator Temperature Sensor, Excessive Engine Fluid Temperature, Exhaust Brake, Exhaust Brake Auto Green, Exhaust Brake Yellow, Exhaust Gas Cooler Bypass Valve, Exhaust Gas Recirculation Valve, Extend Mileage With SCR Active Faults, External Control Variable Displacement (ECVD), External Mirror Fold, External Mirror Unfold, External Temperature, Externalcrown Light Rear Left LED, Externalcrown Light Rear Right LED, Externally Controlled Variable Displacement (ECVD) Command (DC), F L Heat Seat Request - Output, F L Vent Seat Request - Output, F R Heat Seat Request - Output, F R Vent Seat Request - Output, Faceplate Controls-Eject, FAD Feedback Voltage, FAD Lock Request, FAD Power Output, FAD Request Output, FAD Supply Voltage, Fade Settings, Fader Level Settings, Fader Settings, Fan Climate Relay, Fan Clutch PWM Duty Cycle Output, Fan Clutch Test, Fan Control, Fan Off Button, Fan Rotary Detents, Fast Down Leveling Test, Fasten Seat Belt Indication, Fault Message F1 -Service Air Suspension, FCW (Front Collision Warning) OFF, FCW Button, FCW Indication Forward Collision Warning, Feature Pin, Fill Spring From Reservoir, First Pass Cool Down Test Results, First Row Driver Seatbelt Buckle Sensor-Switch, First Row Passengers Seatbelt Buckle Sensor-Switch, Flasher - Rear backup Left Light, Flasher - Rear backup Right Light, Flasher Front Left, Flasher Front Right, Flasher Rear - Lateral Left, Flasher Rear - Lateral Right, Flex Fuel reserve indication, Flipper Glass 2, Fog Front Light Left, Fog Front Light Right, Fog Lamp, Fog Lamps, Fog Light Led, Fog Lights, Fog Rear Light Or Second Backup Light, Foot Well, Foot Well/Halo Lamps, Foot Well-Halo Lamps, Forward Collision Warning OFF, Forward Collision Warning Permanent Fail, Freeze Current State, Frequency Step Selection, Frequency Step Selection Tuner AM-FM, Frequency Step Selection Tuner FM2, Front Blower Control, Front Blower Motor, Front Blower Speed, Front Ceiling Light, Front Ceiling Light - Inadvertent Lights, Front Ceiling Light + Inadvertent Lights, Front Ceiling Light Command Enable, Front Collision Off, Front Collision Off, Front Defrost, FRONT DEFROST button, Front Defrost Indicator, Front Driver Window Lifter Command Down, Front Driver Window Lifter Command Up, Front DRL Light Xenon, Front Fog, Front Fog Lamps, Front Fog Light Left, Front Fog Light ON, Front Fog Light Right, Front Fog Lights, Front Fog Lights Halogen, Front Foglights, Front Jet Wiper, Front Lateral Left Turn Lights, Front Lateral Right Turn Lights, Front Left Flasher, Front Left Heat Seat Request, Front Left Parking Light, Front Lock doors command, Front Mode 1 Actuator Position, Front Mode 1 Defrost Actuator Position, Front Mode 2 Panel Actuator Position, Front Mode Actuator Position, Front Mode Door Actuator Position, Front Off Road Camera Washer, Front Parking Light, Front Passenger Window Lifter Command Down, Front Passenger Window Lifter Command Up, Front Position Light Xenon, Front Position-DRL Light Halogen, Front Refrigerant Shut-off Valve, Front Right Flasher, Front Right Heat Seat Request, Front Right Parking Light, Front Shut-Off Valve Request, Front Side Marker, Front Unlock, Front Vertical Motor, Front Wash, Front Washer, Front Wiper, Front Wiper (High/Low), Front Wiper (High-Low), Front Wiper (On/Off), Front Wiper (On-Off), Front Wiper Hi Speed, Front Wiper Low-Int Speed, Front Wiper Test, Front/Rear Washer, Front-Rear Washer, Fuel Door Lock, FUEL DOOR UNLOCK, Fuel Filter Heater, Fuel Filter Heating, Fuel filter water level warn lamp, Fuel Filter Water Level Warning Lamp, Fuel Injector, Fuel Injector 1, Fuel Injector 1 Control State, Fuel Injector 2, Fuel Injector 2 Control State, Fuel Injector 3, Fuel injector 3 Control State, Fuel Injector 4, Fuel Injector 4 Control State, Fuel Injector 5, Fuel Injector 5 Control State, Fuel Injector 6, Fuel Injector 6 Control State, Fuel Injector 7, Fuel Injector 7 Control State, Fuel Injector 8, Fuel Injector 8 Control State, Fuel Injector Balance, Fuel Injector Cleaning, Fuel Level LEDs, Fuel Level low, Fuel Level Output, Fuel Metering Unit, Fuel Metering Unit Actuator, Fuel Pre Supply Pump, Fuel Pressure Override, Fuel Pressure Regulated O/P (Bar), Fuel Pressure Regulator, Fuel Pressure Regulator Valve, Fuel Pump, Fuel Pump Relay, Fuel Pump Relay Control State, Fuel Reserve-Limited Range, Fuel System Run Up Test, Fuel Type, Functional LED Illumination Level, Functional LED State, Gas Injector Relay, Gasoline Indicator, GATED PARK RELAY, Gated Park ZFII Output, Gated Park ZFII Output Control, Gear Lever Position Display Test, Gear Position, Gear Selection, General Stop Function, Generator

Ramp Time, Generator Speed Threshold, Glow Lamp, Glow Plug, Glow Plug / Cold Inhibit Lamp, Glow plug indication - Cold Start inhibition, Glow Relay, Grid Test, Hand Brake-Braking System Fail-Brake Fluid Low Level, Haptic Motor, Hazard LED, Head Lamp Wash, Head Lamp Washer Relay, Head Rest Actuation, Head Rest Relay, Headlamp Washer, Headlamps moving in the central vertical position, Headlamps moving in the highest position, Headlamps moving in the left limit position, Headlamps moving in the lowest position, Headlamps moving in the right limit position, Headlamps moving in the straight ahead position, Heated Rear Window, Heated Rear Window Led Command, Heated Rear Window Relay, Heated Seat Driver High Indicator, Heated Seat Driver Low Indicator, Heated Seat Driver Med Indicator, Heated Seat LED, Heated Seat Left Request, Heated Seat Passenger High Indicator, Heated Seat Passenger Low Indicator, Heated Seat Passenger Med Indicator, Heated Seat Right Request, Heated Steering Wheel, Heated Steering Wheel indicator, Heated Steering Wheel PWM Control, Heated Steering Wheel Request, Heated Steering Wheel Request - Output, Heated Steering Wheel~Heated Steering Wheel, Heater EBL, Heater Rear Mirror, Heater Rear Window, Heating Driver Command, Heating Passenger Command, Heating Steering Wheel Command, Height Sensor Check, HEV Belt-Driven Coolant Pump Clutch Relay, HEV Engine Aux Heater LIN Coolant Pump, HEV Engine Belt-Driven Coolant Pump Clutch Relay, HEV Fuel Tank Isolation Valve Solenoid, HEV TPIM Inverter LIN Coolant Pump, High Beam, High Beam Enabled, High beam headlamp indication, High Beam Indicator, High Beam Left, High Beam Light, High Beam Lights, High Beam On, High Beam Right, High Beam Xenon with shutter, High Beams, High Beams Lights, High Beams Lights Halogen, High Pressure Fuel Rail Test, High Pressure Fuel System Test, High Side For Diesel Filter Heater Relay Command, High Speed Engine Cooling Fan Control, High Speed Fan, High Speed Fan Relay, High Temp Aux Pump, High Temp Cabin Valve Rotation, High Temp Coolant Fill - Aux Pump, High Temp Shut-off Valve, High Voltage Battery Precharge Contactor Test, High Voltage Coolant Heater, Hill Hold Indicator, Hill-Holder Safety indication, Hill-Holder Safety Lamp, Hill-Holder Safety Lamp-Message, Hood Ajar, Horizontal Headrest Motor, Horizontal Motor, Horizontal Motor Backward/Forward, Horn, Horn Relay, Horn relay command, HPCR Duty Cycle, HPCR Duty Cycle Output, HSD 21W 1, HSD 21W 2, HSD 21W 3, HSD 21W 4, HSD FOR LED 1, HSD FOR LED 2, HSD RELAY 1, HSD RELAY 2, HSD RELAY 3, HSD RELAY 4, HSD RELAY 5, HSD RELAY 6, HSD RELAY 8, HUD Lighting Level, HVAC A-C Indicator, HVAC AUTO Indicator, HVAC Cool Down Test, HVAC Front DEF Indicator, HVAC Mode Button, HVAC Rear DEF Indicator, HVAC REC Indicator, HVAC Self Test, HVAC SYNC Indicator, H-W Switched 12 V Supply, I/O Control All-Limp Home Mode active, I/O Control All-Red Lamp, I/P Illumination, Ice Led, ICR-HCR Relay, Idle RPM Test, Ignition Coil 1, Ignition Coil 10, Ignition Coil 2, Ignition Coil 3, Ignition Coil 4, Ignition Coil 5, Ignition Coil 6, Ignition Coil 7, Ignition Coil 8, Ignition Coil 9, Ignition Run, Ignition Run - Acc 1, Ignition Run - Acc 2, Ignition Run - Start, Ignition RUN/ACC 1, Ignition RUN/ACC 2, Ignition RUN/START, Ignition RUN-ACC 1, Ignition RUN-ACC 2, Ignition RUN-START, Immobilizer Antenna, Immobilizer Antenna Test, In Motion Menu, In Motion Menu Control, Indicator Channel, Indicator Control-A/C Indicator, Indicator Control-Auto Indicator, Indicator Control-FCW Indicator, Indicator Control-Front Defrost Indicator, Indicator Control-Indicator 1 (Auto), Indicator Control-Indicator 10 (SSO), Indicator Control-Indicator 11 (PPA), Indicator Control-Indicator 12 (LDW), Indicator Control-Indicator 2 (AC), Indicator Control-Indicator 3 (Recirc), Indicator Control-Indicator 4 (Front Defrost), Indicator Control-Indicator 5 (Rear Defrost), Indicator Control-Indicator 6 (ECO), Indicator Control-Indicator 7 (FCW), Indicator Control-Indicator 8 (Traction Control), Indicator Control-Indicator 9 (PTS), Indicator Control-LDW Indicator, Indicator Control-Park Sense Indicator, Indicator Control-Rear Defrost Indicator, Indicator Control-Recirc Indicator, Indicator Lamp Airbag, Indicator LED Illumination Level, Indicator Leds Control, Initiate P2BA9 SCR Refill Monitor, Injector 1 coil command, Injector 1 command, Injector 2 coil command, Injector 2 command, Injector 3 coil command, Injector 3 command, Injector 4 coil command, Injector 4 command, Injector Kill Test, Inlet Metering Valve, Inlet Valve FL, Inlet valve FL activation, Inlet Valve FR, Inlet valve FR

activation, Inlet Valve Front Left, Inlet valve front left activation, Inlet Valve Front Right, Inlet valve front right activation, Inlet Valve Left Front, Inlet Valve Left Rear, Inlet Valve LF(Normally Open), Inlet Valve LR (Normally Open), Inlet Valve Rear Left, Inlet valve rear left activation, Inlet Valve Rear Right, Inlet valve rear right activation, Inlet Valve RF (Normally Open), Inlet Valve Right Front, Inlet Valve Right Rear, Inlet valve RL, Inlet valve RL activation, Inlet valve RR, Inlet Valve RR (Normally Open), Inlet valve RR activation, Input Test, Instrument Panel Dimming, Instrument Panel Illumination Level Output, Instrument Panel Dimming, Intake Air Throttle Actuator, Intake Air Throttle Actuator Test, Intake Manifold Short Runner Valve (SRV) Solenoid Control State, Intake Manifold Short Runner Valve Solenoid, Intake Manifold Tuning Valve (MTV) Solenoid Control State, Intake Manifold Tuning Valve Solenoid, Intake Port Shut Off, Intake Throttle Duty Cycle, Intake Throttle Duty Cycle Output, Interior Ambient Lighting, Interior Convenience Lamps, Interior Convenience Lamps 2, Interior Convenience Lamps 3, Interior Panel Dimming Lamps, Interior Panel Dimming Lamps 2, Interior Vanity Lamps, Internal Led Night Lights, Internal Night Lights, Internalcrown Light Rear Left LED, Internalcrown Light Rear Right LED, Inverter, Inverter Enable, Inverter Enable Command, Inverter Enable Relay, Inverter Status Indicator, Inverter Switch, IOD RELAY ON LSD, IP dimming command, I-P Illumination, IP Run 1, IP Run 3, IP Run Start 1, IP Run Start 2, IPC Self Test, IRCM Heater, IRCM Relay Unlock Control, ITOS - Cabin Temperature, Key LED, Key LED PWM Duty, Key lock command, Key Pad Back Lighting, Key Symbol Back-Light PWM Duty, Keypad Backlight Control, KeySense, KIN ACC LED State, KIN Antenna Power, KIN LED Control, KIN OFF LED, KIN OFF LED State, KIN RUN LED, KIN RUN LED State, KIN Start/Stop LED State, KIN Start-Stop Button (SSB) LED, KIN Start-Stop LED State, Knob LED control, Knob Lock State, L/U And SEL On Off Solenoid, L/U Solenoid Current, Lamp Control, Lamps Actuation-Left leveling actuator position, Lamps Actuation-Right leveling actuator position, Lane Dep Warn (LDW) on Nt Armed- on Armed- on Warn, Lane Departure Warning (LDW) On Not Armed- On Armed- On Warning, Lane Departure Warning (LDW) user disabled (OFF), Lane Departure Warning ON-OFF Indicator, Latch Cinch Test, Latch Motor Cinch Direction, Latch Motor Release Direction, Lateral Anti Tilt Sensor, Lateral Anti-tilt X Sensor, LC Clutch Volume Index Check, LC Solenoid, LCD Back-Light PWM Duty, LCD Symbols, LDP Solenoid, LDW (Lane Departure Warning), LDW on not armed- on armed- on warning, LDW Warning Indicator, Leak Detection Pump, Leak Detection Pump Forced Monitor Test, LED Control-LED 1 (Auto Control), LED Control-LED 2 (EBL), LED Control-LED 3 (Front defrost), LED Control-LED 4 (recirc), LED Control-LED 5 (A/C), LED Intensity Output, LED Lock Inhibition Rear Widows Lifter, LED Test - Damping Mode Automatic Active, LED Test - Damping Mode Hard / Sport Active, LED Test - Damping Mode Soft Active, Left Rear Tail/Park Lamp, Left (Front/Central/Rear) Turn Lights, Left (Front-Central-Rear) Turn Lights, Left (Front-Rear) Parking Lights, Left Air Catcher LED, Left Air Distribution Motor, Left Air Mix Motor, Left Air Mix Servo Motor Target Position, Left Auxiliary High Beam, Left Backrest Heat Seat Linear PWM Request -Output, Left Backup Lamp, Left Cushion Heat Seat Linear PWM Request -Output, Left Day Light Lamp, Left Daytime Running Lamp, Left DRL, Left Floor Duct Sensor, Left Front Fog Lamp, Left Front Fog Lamps, Left Front Park Lamp, Left Front Park Lamps, Left Front Side Marker, Left Front Turn Lamp, Left Front Turn Signal, Left Headrest Dump, Left HID Lamp, Left High Beam, Left High Beam Lamp, Left High Beam Shutter, Left Low Beam, Left Low Beam-HID, Left Panel Duct Sensor, Left Parking Lights, Left Rear AUX Turn Lamp, Left Rear Door Lock-Unlock, Left Rear Fog Lamp, Left Rear Fog Lamps, Left Rear Park Lamp, Left Rear Stop Light (Fixed), Left Rear Tail Light, Left Rear Tail Light + Side Marker, Left Rear Tail-Park Lamp, Left Rear Turn Lamp, Left Rear Turn Lamp (BUX), Left Rear Turn Lights (EMEA), Left Rear Turn/Stop Lamp, Left Rear Turn-Stop (NAFTA), Left Rear Turn-Stop Lamp, Left Rear Turn-Stop Light (Fixed), Left Reartail-Park Lamp, Left Recliner Switch, Left Reverse Lamp, Left Reverse Lamp 2, Left Reverse Lamp State, Left Seat Back Motor Adjustment, Left Seat Latch Motor Adjustment, Left Seat Stow Motor Adjustment, Left Side Markers, Left Signal Mirrors/Side Repeaters (BUX), Left Signal Mirrors-Side Repeaters (BUX), Left Signature Lamp, Left Solar

Sensor Values, Left Stop-Turn Lamp, Left Trailer Tow Turn/Stop Lamp, Left Trailer Tow Turn-Stop Lamp, Left Turn Indicator, Left Turn Light, Left Turn Light Front-Lateral, Left Turn Light Indication, Left Turn Light indicator, Left Turn Light Status, Left Turn Lights, Left Turn Signal Indicator, Left Turn Signal Lamp, Left turn signal lamp indication, Left Vent Seat Linear PWM Request -Output, Level Not Permitted, LF Antenna Verification Test, License Plate Lamp, License Plate Lamp WK - Right Rear Rail Lamp WD, License Plate Lamps, License Plate Light, License Plate Lights, License Plate Lights Command, Lift Pump Relay, Liftgate Release Motor, Light sensor, LIN Anti Tilt Sensor Check, LIN Line Request Check, Lin Module Data, LIN Siren Check, LIN Ultrasonic Sensors Check, Linear Hall, Linear Solenoid A, Linear Solenoid B, Linear Solenoid C, Linear Solenoid D, Linear Solenoid E, Linear Solenoid F, Linear Solenoid G, Load Level, Locate Learned Keys, LOCK 4WD, Lock Doors Command, Lock Rear Doors Relay, Longitudinal Anti Tilt Sensor, Loud Speaker Test, Low Beam Left, Low Beam Light, Low Beam Lights, Low Beam Lights Halogen, Low Beam Right, Low Beam Xenon, Low Beams, Low Fuel, Low Fuel Lamp, LOW LED, Low Pressure Feed Valve 1, Low Pressure Feed Valve 2, Low Pressure Feed Vlv 1(Normal close), Low Pressure Feed Vlv 2(Normal close), Low Reverse Solenoid, Low Speed Fan Relay, Low Temp Active Pump, Low Temp Passive Pump, Low Temp Passive Pump 1, Low Temp Passive Pump 2, Lower LED, Lowering, Low-Reverse Solenoid, LPG Failure - Reserve, LPG Led Command, LR Clutch Volume Index Check, LR Door Ajar, LR DOOR LOCK LED, LR Solenoid, LSD FOR LED 3, LSU Heater 1, M LED State, Main Left Temperature Actuator Position, Main/Left Temp Selected, Main-Left Temp. Door Actuator Position, Main-Left Temp. Door Position, Main-Left Temperature Actuator Position, Malfunction Indicator Lamp, Master Ept Wake Up Output, Master ePT Wake Up Output 1, Memory Seat ECU Self Test, Metering Unit, Metering Unit Actuator, Microphone Test, Mid Range Settings, Middle LED, Mid-Range Audio Level Settings, Mid-Range Settings, MIL Lamp, Mirror Direction Control, Mirror Fold, Mirror Fold Window Control, Mirror Heat State, Mirror Heater, Mirror LED, Mirror LED -Day-Night, Mirror LED Left State, Mirror LED -ON-OFF, Mirror LED Right State, Mirror Right LED State, Mirror Signal Lamp State, Mirror Vertical/Horizontal Direction, Mode, Mode 2 Actuator Position (Defrost Panel Door), Mode Button, Mode Door 1 (Panel), Mode Door 2 (Defrost-Demist), Mode Door 3 (Floor), Mode Selection, Module Self Test, Motor A Control, Motor B Control, Motor Brake State, Motor Control Close Output, Motor Control Open Output, Motorized Thermistor-Cabin Temp, MS Solenoid, Multiair VVA Solenoid 1, Multiair VVA Solenoid 2, Multiair VVA Solenoid 3, Multiair VVA Solenoid 4, Mute, MUTE button, Mute Test, N LED State, Neutral, Neutral Gate Test (62TE), Neutral Gate Test (Non-RFE), Neutral Gate Test (RFE), Neutral LED, Night lighting command, Night lights, N-Lock Solenoid State, NOx Sensor Replacement, O2 1/1 Heater Duty-Cycle, O2 1/2 Heater Duty-Cycle, O2 Heater Test, O2 Sensor Heater Bank1 Sensor1, O2 Sensor Heater Bank1 Sensor2, O2 Sensor Heater Bank2 Sensor1, O2 Sensor Heater Bank2 Sensor2, OBCM HW Wakeup Output, OBCM Pilot Switched 12V Reference, OBCM S2 Internal Switch, OBCM Wakeup, OBD Button 1 Pad 1, OBD Button 1 Pad 2, OBD Button 2 Pad 1, OBD Button 2 Pad 2, OBD Button 3 Pad 1, OBD Button 3 Pad 2, OBD Button 4 Pad 1, OBD Button 4 Pad 2, OBD Button 5 Pad 1, OBD Button 5 Pad 2, OBD Button 6 Pad 1, OBD Button 6 Pad 2, OBD Button 7 Pad 1, OBD PPPA -Pad 1, OBD PPPA -Pad 2, OD Clutch Volume Index Check, OFF Button, Offroad Level 1, Offroad Level 2, Oil Pressure Bad, Oil Pressure Good, Oil Pressure Lamp, Oil Pressure LED 1, Oil Pressure LED 2, Oil Pressure LED 3, Oil Pressure LED 4, Oil Pressure LED 5, Oil Pressure LED 6, Oil Pressure LED 7, Oil Pressure LED 8, Oil Pressure LED 9, Oil Pressure LEDs, Oil Pressure Output, On-Demand Self-Test, Open Door Test, Open-Close, OPTIONAL HSD 1 PWM, OPTIONAL HSD 2 PWM, ORC RELAY CONTROL, Outlet Valve FL, Outlet valve FL activation, Outlet valve FR, Outlet valve FR activation, Outlet valve front left activation, Outlet valve front right activation, Outlet Valve Left Front, Outlet Valve Left Rear, Outlet Valve LF (Normally Closed), Outlet Valve LR (Normally Closed), Outlet Valve Rear Left, Outlet valve rear left activation, Outlet Valve Rear Right, Outlet valve rear right activation, Outlet Valve RF (Normally Closed), Outlet Valve Right Front, Outlet Valve Right Rear, Outlet valve RL, Outlet valve

RL activation, Outlet valve RR, Outlet Valve RR (Normally Closed), Outlet valve RR activation, Over Drive Solenoid, Over Drive Solenoid On Time, Over-Drive Solenoid, Overdrive Switch Test, Overdrive Switch Test (Non-RFE), OverDrive Switch Test (RFE), Oxygen Sensor 1 Heater, Oxygen Sensor 1/1 Heater Control State, Oxygen Sensor 1/1 Heater Duty Cycle, Oxygen Sensor 1/2 Heater Control State, Oxygen Sensor 1/2 Heater Duty Cycle, Oxygen Sensor 1-1 Heater Duty-Cycle, Oxygen Sensor 1-2 Heater Duty-Cycle, Oxygen Sensor 2 Heater, Oxygen Sensor 2/1 Heater Control State, Oxygen Sensor 2/1 Heater Duty Cycle, Oxygen Sensor 2/2 Heater Control State, Oxygen Sensor 2/2 Heater Duty Cycle, Oxygen Sensor 2-1 Heater Duty Cycle, Oxygen Sensor 2-1 Heater Duty-Cycle, Oxygen Sensor 2-2 Heater Duty Cycle, Oxygen Sensor 2-2 Heater Duty-Cycle, Oxygen System Heater Test, P LED State, Park Lamp Rear Left, Park Lamp Rear Right, Park LED, Park Light, Park Mode Level, Park Mode Pending, Park Pawl Actuator Control, Parking Assistant LED, Parking Brake And Low Brake Fluid, Parking Light Indicator, Parttime LED, Passenger Airbag (PAB) Status, Passenger Airbag LED, Passenger and Rear Doors Unlock, Passenger Cooled Seat, Passenger Door Ajar, PASSENGER DOOR LOCK LED, Passenger Door Lock-Unlock, Passenger Door Power Window, Passenger Door Unlock, Passenger Doors Status - Deterrence LED, Passenger Heated Seat, Passenger Heated Seat Relay, Passenger Occupant Detection Sensor (ODS), Passenger seat Air-bag manual deactivation indication, Passenger Seat Belt, Passenger Temp Detents, Passenger Temp Down Button, Passenger Temp Rotary Direction, Passenger Temp Up Button, Pedals, Pedals Forward/Backward, Permanent Static System Fault, Pilot 1 (USV Front, MCI Front -Normally Open), Pilot 1 (USV LF-RR, MCI LF-RR -Normally Open), Pilot 1 (USV1-Normally Open), Pilot 2 (USV Rear, MCI Rear -Normally Open), Pilot 2 (USV RF-LR, MCI RF-LR -Normally Open), Pilot 2 (USV2-Normally Open), Pilot Front (USV - Normally Closed), Pilot Valve 1, Pilot valve 1 activation, Pilot Valve 2, Pilot valve 2 activation, PL Solenoid Current, PLGM Chime Output, Pneumatic Intercooler Bypass, Pneumatic Waste Gate, Police Passenger Un-Lock Motor, Position Lamp, Position lamp indication, Position Lamp Indicator, Position Lamp Telltale, Position Light Relay, Position Lights, Power (OFF), Power Down, Power limitation function, Power Mirror Feed Relay Control, Power On and Disable User Inputs, Power Side Step Module Actuation Test, Power Steering Failure Indication, Power Steering Failure Indicator, PPPA, PPPA ON-OFF Indicator, Pressure Control Relief Valve (PCR - Normally Closed), Pressure Control Solenoid Valve, Pressure feed valve 2 activation, Pressure Regulator Valve, Pressure Value Correction Shut-Off, Pre-Supply Pump, Priming 1 (HSV Front, LPF Front -Normally Closed), Priming 1 (HSV LF-RR, LPF LF-RR -Normally Closed), Priming 1 (HSV1-Normally Closed), Priming 2 (HSV Rear, LPF Rear -Normally Closed), Priming 2 (HSV RF-LR, LPF RF-LR -Normally Closed), Priming 2 (HSV2-Normally Closed), Priming Front (HSV - Normally Closed), Priming Valve 1, Priming valve 1 activation, Priming Valve 2, Priming valve 2 activation, Proportional Purge Solenoid, Proportional Purge Solenoid., Proportional Surge Solenoid, PTC Cabin Heater 1 Actuation, PTC Cabin Heater 2 Actuation, PTC Cabin Heater 3 Actuation, PTC Control, PTC Control (Relay), PTC Heater Relay 1, PTC Heater Relay 2, PTC Heater Relay 3, PTC High Power (Relay), PTC Low Power (Relay), PTO, PTS Button, PTS ON-OFF Indicator, PTS Switch Simulation, PTU Position, Puddle Lamp State, Puddle Light, Puddle Light Command Driver Side, Puddle Light Command Passenger Side, Puddle light Driver (Door handle and door panel), Puddle light Driver side, Puddle light Passenger (Door handle and door panel), Puddle light Passenger side, Puddle Light Rear Driver(Door Handle And Door Panel), Puddle light Rear Left (Door handle and door panel), Puddle Light Rear Passenger(Door Handle And Door Panel), Puddle light Rear Right (Door handle and door panel), Pump, Pump Control, Purge canister valve command, Purge Solenoid Duty Cycle, Purge Valve Duty-Cycle, Purge Vapors Test, PWM Fan Actuation Test, PWM Output, QVPM Enable Command, R L Heat Seat Request - Output, R LED State, R R Heat Seat Request - Output, Radiator Cooling Fan PWM Cntrl State, Radiator Cooling Fan PWM Control State, Radiator Cooling Fan PWM Duty Cycle, Radiator Cooling Fan PWM Duty-Cycle, Radiator Cooling Fan Relay 1 Control State, Radiator Cooling Fan Relay 1,2,3 Control State, Radiator

Cooling Fan Relay 2 Control State, Radiator Fan 1 Duty Cycle, Radiator Fan 2, Radiator Fan 2 Duty Cycle, Radiator Fan 3, Radiator Fan Duty Cycle, Radiator Jalousie ShutterPosition, Radiator-Condenser Cooling Fan Relay 1 Control State, Radiator-Condenser Cooling Fan Relay 2 Control State, Radio, Radio Mute Button, Radio Screen OFF Button, Radio Volume, Rail Pressure, Rail Pressure Sensor Replacement, Rain and Automatic Lights Sensors Check, Raising, Raising Lowering Interrupted, Ram Active Air Box Test, Ram Box, Range Select Downshift Test Routine, Range Select Downshift Voltage, Range Select Upshift Test Routine, Range Select Upshift Voltage, Read VIN, Ready, Ready To Drive, Rear Axle Lock, Rear Axle Locker Command, Rear Blend Door Output, Rear Blower CFM, Rear Blower Speed, Rear Blower Speed Output, Rear Blower State, Rear Ceiling Light, Rear Ceiling Light - Inadvertent Lights, Rear Ceiling Light + Inadvertent Lights, Rear Ceiling Light 1st Row, Rear Ceiling Light 2nd Row, Rear Ceiling Lights, Rear Defrost, Rear Defrost Button, Rear Defrost Indicator, Rear Department, Rear Door Status LED, Rear Driver Floor Duct Sensor Temperature, Rear Driver Panel Duct Sensor Temperature, Rear Fog, Rear Fog Lamps, Rear Fog Light, Rear Fog Light / Side Marker Lights, Rear Fog Light or Second Backup Light, Rear Fog Light or Second Backup Light - Side Marker Lights, Rear Fog Light Status, Rear Fog Lights, Rear Fog Lights Left T2 Movable, Rear Fog Lights Right T2 Movable, Rear Fog T2 (Movable), Rear Heated Window, Rear HVAC Blower Motor, Rear Left Parking Light, Rear Left Position Light, Rear Left Position Light Status, Rear Left Turn Light, Rear Left window lifter command, Rear Left Window Manual Mode, Rear Load Compartment Status LED Command, Rear Mode 1 Actuator Position, Rear Mode Door Output, Rear Parking Light - Side Markers, Rear Parking Light / Side Markers, Rear Parking Lights Command, Rear Parking Lights Command LED, Rear Reverse Light (Movable), Rear Right And Left Tail T2 (Movable), Rear Right Parking Light, Rear Right Position Light, Rear Right Turn Lamp, Rear Right Turn Light, Rear Right window lifter command, Rear Right Window Manual Mode, Rear Shut-Off Valve Request, Rear Stop Lights (Movable), Rear Trunk light, Rear Turn Lights Left EMEA, Rear Turn Lights Right EMEA, Rear Vertical Motor, Rear Wash, Rear Window Washer, Rear Window Wiper, Rear Wiper, Rec Motor, Recirc, RECIRC button, RECIRC Indicator, Recirc. Door Actuator Position, Recirculation Door Actuator Position, Recirculation LED, Recirculation Motor, Recirculation Pump, Recirculation pump activation, Recliner, Recliner Motor, Red Brake Lamp, Red Hazard Button, Red Heated Seat and Steering Wheel Indicators, RED Heated Seat Indicators, Red Temperature Bar, Reduce Speed, Redundant Ignition RUN/START Feed Output Control, Redundant Ignition RUN-START Feed Output, Redundant Ignition RUN-START Feed Output Control, Remote Start Antenna Test, Repetition Driver Door Open For MTA (NCR), Repetition driver door open for MTA (Robotic Gear), Reverse Gear Clutch Test (62TE), Reverse Gear Clutch Test (Non-RFE), Reverse Gear Clutch Test (RFE), Reverse Gear Light, Reverse Gear Light Status, Reverse Gear Lights, Reverse Lamp, Reverse Lockout Solenoid, Reverse Lockout Solenoid Control State, Right (Front/Central/Rear) Turn Lights, Right (Front-Central-Rear) Turn Lights, Right (Front-Rear) Parking Lights, Right Air Catcher LED, Right Air Mix Motor, Right Air Mixing Motor, Right Auxiliary High Beam, Right Backrest Heat Seat Linear PWM Request -Output, Right Backup Lamp, Right Cushion Heat Seat Linear PWM Request -Output, Right Day Light Lamp, Right Daytime Running Lamp, Right DRL, Right Floor Duct Sensor, Right Front Door Handle Power, Right Front Fog Lamp, Right Front Fog Lamps, Right Front Park Lamp, Right Front Park Lamps, Right Front Side Marker, Right Front Turn Lamp, Right Front Turn Light-Lateral, Right Front Turn Signal, Right Headrest Dump, Right HID Lamp, Right High Beam, Right High Beam Shutter, Right Low Beam, Right Low Beam-HID, Right Panel Duct Sensor, Right Parking Lights, Right Rear Door Handle Power, Right Rear Door Lock LED, Right Rear Door Lock-Unlock, Right Rear Fog Lamp, Right Rear Fog Lamps, Right Rear Park Lamp, Right Rear Tail Light, Right Rear Tail Light (Fixed), Right Rear Tail/Park Lamp, Right Rear Tail-Park Lamp, Right Rear Turn Lamp, Right Rear Turn Lamp (BUX), Right Rear Turn Lights (EMEA), Right Rear Turn/Stop Lamp, Right Rear Turn-Stop (NAFTA), Right Rear Turn-Stop Lamp, Right Reartail-Park Lamp, Right Recliner Switch, Right

Reverse Lamp, Right Reverse Lamp #2, Right Reverse Lamp 2, Right Reverse Lamp State, Right Seat Back Motor Adjustment, Right Seat Latch Motor Adjustment, Right Seat Stow Motor Adjustment, Right Side Markers, Right Signal Mirrors/Side Repeaters (BUX), Right Signal Mirrors-Side Repeaters (BUX), Right Signature Lamp, Right Solar Sensor Values, Right Stop-Turn Lamp, Right Temp Actuator Position, Right Temp. Door Actuator Position, Right Temperature Actuator Position, Right Temperature Selected, Right Trailer Tow Turn/Stop Lamp, Right Trailer Tow Turn-Stop Lamp, Right Turn Indicator, Right Turn Light, Right Turn Light Indication, Right Turn Lights, Right Turn Signal Indicator, Right Turn Signal Lamp, Right turn signal lamp indication, Right Turn Signal Lamp Indicator, Right Vent Seat Linear PWM Request, Right Vent Seat Linear PWM Request -Output, Roller Learning Shut-Off, Rotary 4 Detents, Rotary 4 Direction, RPS Power Supply (5V), RR Door Ajar, RT-LT Sidemarkers-RT-LT Applique Parklamps, Run, Run Acc 2, Run-Start 1, Safety indication, Safety Indication Adaptive Cruise Control, Safety Indication Forward Collision Warning, Safety Indication Normal Cruise Control, Satellite digital audio receiver (SDAR) station selection, SBMT, SBMT (Supply Battery Monitoring Time), SBMT 0, SBMT2 (Supply Battery Monitoring Time), SCR Inlet Temp Sensor Replacement, SCR Relay Actuation Test, Screen Off, SCREEN OFF button, Screen Test Pattern, SDAR Station Selection, SDC Status Red LED, SDC Status White LED, Seat Belt, Seat Belt Lamp, Seat Belt Light, Seat belt unfastened Lamp, Seat belt unfastened Warning cycle, Seat Belt Warning Chime, Seat Mode Switch Adjustment, Seat Position Recall, Seat Selector Switch Adjustment, Second Row Center Seatbelt Switch, Second Row Left Seatbelt Switch, Second Row Right Seatbelt Switch, Secondary Air Pump, Secondary Air Solenoid, Secondary Solenoid Current, Secondary/Thatchum Lock Motor, Secondary/Thatchum Un-Lock Motor, Secondary-Thatchum Lock Motor, Secondary-Thatchum Un-Lock Motor, Seek Status, Seek Status Tuner AM-FM, Seek Status Tuner DAB, Seek Status Tuner Digital Audio Broadcasting (DAB), Select Level Switches-Damping Mode Button, Self Test, Self Test Routine, Sensor Rolls Test, Separation Valve (SV - Normally Open), SERV LED, Service Air Suspension, See Dealer Now -(Red Lamp), Service Lamp, Set Engine RPM, Set Engine RPM Test, Set Transercase Clutch Torque, Shift Lever Position Test (62TE), Shift Lever Position Test (Non-RFE), Shift Lever Position Test (RFE), Shift Lock Coil Command, Shift Lock Command, Shift Solenoid 1, Shift Solenoid 2, Shift Solenoid 3, Shift Solenoid 4, Shift Solenoid 5, Shift Solenoid 6, Shift Solenoid A, ShiftLock, Short Term Control Motor Current, Shutoff Correction Quantity, Shutoff Injector Quantity, Side Marker, Side Marker Lamps, Side markers, Side Markers Command, Side Mirrors Heater Control, Simulator valve, Skip Shift Solenoid, Small Leak Verification Test, Smart Bar Command, Snow Plow Left Turn Lamp, Snow Plow Park Lamps, Snow Plow Right Turn Lamp, Snow Plow Switch #1, Snow Plow Switch #2, Snow Plow Switch #3, Snow Plow Switch #4, Snow Plow Switch 1, Snow Plow Switch 2, Snow Plow Switch 3, Snow Plow Switch 4, Software Test, SPARE LED LAMP DRIVER, SPARE RELAY 1 LSD, SPARE RELAY 2 LSD, Speaker Quadrant Selection, Split Cooling Drive Duty Cycle, Sport Led, Sport ON-OFF Indicator, Spring Deflate To Atmosphere, Spring Deflate to Reservoir, SRS Indicator Lamp Request, SRS Lamp, SRV Test, SS LED command, SSB BACKLIGHT Control, Standard Vehicle Level, Start Stop activation, Start/Stop System, Starter, Starter Relay, Starter Solenoid, Starter Solenoid (High), Starter Solenoid High, Starter Status, Station Selection, Steering Column, Steering Wheel Linear PWM Request -Output, Step Light, Stop - Position - Turn Left Light 1, Stop - Position - Turn Left Light 2, Stop - Position - Turn Right Light 1, Stop - Position - Turn Right Light 2, Stop - Position Left Light 1, Stop - Position Left Light 2, Stop - Position Right Light 1, Stop - Position Right Light 2, Stop Start LED, Stop - Start System Active Indicator, Stop / Start System Active Lamp, Stop All Actuators, Stop And Start Led, Stop Lamp, Stop Light, Stop Light Left, Stop Light Right, Stop Light Status, Stop Parking Lights Left, Stop Parking Lights Right, Stop Parking Turn Lights Left 1, Stop Parking Turn Lights Left 2, Stop Parking Turn Lights Right 1, Stop Parking Turn Lights Right 2, Stop Start Confirmation, Stop/Start System Active, StopStart LED, StopStart LED Command, Stop-Start ON-OFF Indicator, Stop-Start System Active, Stop-Turn Lamp Left, Stop-Turn Lamp Right, Sun Shade

Control, Sunroof Abilitation, SUNROOF MOTOR, Surge Solenoid Control State, Surge Valve Solenoid, Sway Bar Indicator, Swing Gate Lock, Swing Gate Unlock, Swirl Valve actuator Test, Switch Illumination State, Switch On EPB Failure Lamp, Switch On EPB Function Lamp, System Disabled (Tire Jack Mode), System Temporarily Not Available, System Wiring Test, T Case Service Indicator Request, Tail Gate Lock, Tail Gate Unlock, T-Case Motor Brake HSD Output, T-Case Motor Brake LSD Duty Cycle, T-Case Motor Direction, T-Case Motor Duty Cycle, T-Case Motor Solenoid Lock, T-Case Motor-Motor Lock, T-Case Service Indicator Request, TCC Pressure Control Solenoid, TCM VIN Verification, Telltale ABS, Telltale Airbag, Telltale Brake, Telltale Charging, Telltale ESP, Telltale Fog Front, Telltale Glow Plug, Telltale High Beam, Telltale MIL, Telltale Seat Belt, Telltale Tire Pressure Monitor, Telltale Turn Left, Telltale Turn Right, Telltale - ESC, Telltale - ESC Off, Telltale - ESP Off, Telltale - Park, Telltale - Position Lamp, Telltale - Rear Fog, Telltale ESP/BAS, Telltale-Tire Pressure, Telltale-Tire Pressure Monitor, Telltale-Tow Mode, Temperature Down Button, Temperature Up Button, Temperature Warning Lamp, Temporary Remote Start Disable, Test Pattern Display, Thermal System Enable, Thermistor Test, Thermostat Drive Duty Cycle, Third Row Center Seatbelt Switch, Third Row Left Seatbelt Switch, Third Row Right Seatbelt Switch, Throttle Test, Throttle Valve, Throttle Valve Actuator, Tilt Mirrors in Reverse, Time Controlled Spring Fill, Timeout Time Flash To Pass, Timeout Time Paddle Shift Switches, Tire Pressure, Tire Pressure Module (TPMS), Tire Pressure Module (TPMS), Tire Pressure Module (TPMS) not available-not programmed, Tire Pressure Monitoring, Tire Pressure Warning Lamp, TMC (Tandem Master Cylinder) cut valve 1 activation, TMC (Tandem Master Cylinder) cut valve 2 activation, Tone Test, Top LED, Topper Center Mounted Stop Lamp, TOPPER CHMSL, Torque Coupling Control, TOW-HAUL, Tow-Haul Indicator, TPM Sensor Rolls Test, TPMS, TPMS Failure Lamp, TPMS Generic Failure Lamp, TPMS Generic Failure Monitoring Lamp, TPMS Not Available - Not Programmed, TPMS Warning Light, Trac Cntrl Outlet Vlv 1(Normal open), Trac Cntrl Outlet Vlv 2(Normal open), Traction Control Outlet Valve 1, Traction Control Outlet Valve 2, Trailer Backup Lamps, Trailer BU Lamps, Trailer Tail Lamp Relay, Transfer Case 4WD/Lock/Part Lamp, Transfer Case AWD/Auto/Full Lamp, Transfer Case Clutch Torque, Transfer Case Low Lamp Request, Transfer Case Neutral Lamp Request, Transmission Component Tests, Transmission Verification Test, Transponder Antenna Power, Treble Level Settings, Treble Settings, Truck Bed Lighting Leds, Truck Cargo Lamps, Trunk Door Handle Power, Trunk Latch Command relay, Trunk Light, Trunk Light + Inadvertent Lights, Trunk Opening Relay, Trunk Release Relay, Trunk/Flipper Glass Release Motor, Trunk-Flipper Glass Release Motor, Trunk-Gate, Trunk-Liftgate Ajar, Tumble Generator Valve, Tuner Rotary Detents, Tuner Rotary Direction, Turbo/VGT Component Replacement, Turn - Rear backup Left Light, Turn - Rear backup Right Light, Turn Front Lateral Lights Left, Turn Front Lateral Lights Right, Turn Front Light Left, Turn Front Light Right, Turn Left, Turn Light, Turn Light Front - Lateral Left, Turn Light Front - Lateral Right, Turn Light Front Left, Turn Light Front Right, Turn Light Rear - Lateral Left, Turn Light Rear - Lateral Right, Turn Rear Backup Left Light, Turn Rear Backup Right Light, Turn Rear Lateral Lights Left, Turn Rear Lateral Lights Right, Turn Right, Turn Signal Lamp State, Twilight Sensor Value, UConnect Live Apps Installation, UD Clutch Volume Index Check, UD Solenoid, UGDO, UGDO (Universal Garage Door Open) enable command, UGDO Power Supply, Under Inflation Lamp, Under Inflation Monitoring Lamp, Underdrive Solenoid, Under-Drive Solenoid, Universal Garage Door Open, Unlock 1/Driver Lock, Unlock 1-Driver Lock, Unlock 2/Passenger Locks, Unlock 2-Passenger Locks, Unlock Doors, Unlock doors command, Unlock Left Rear, Unlock Left Rear Door, Unlock Right Rear, Unlock Right Rear Door, Unlock Run -Start, Unlock RUN-START, UP Select Button, Upstream lambda probe heater command, Urea (Reductant) Pressure Line Heater Actuation Test, Urea (Reductant) Tank Heater Actuation Test, Urea Dosing Valve Actuation Test, User Interface Test, Vacuum Cleaner Power Saver Indicator, Vacuum Cleaner Relay Driver, Vacuum Cleaner Switch Backlight, Vacuum Pump Relay, Variable Displacement AC, Variable Swirl Actuator, Variable Swirl Valve Shutoff, Variable Valve Timing, VVT Control Valve, Vehicle Speed Cluster, Vehicle Speed Output, Vehicle

Speed-RPM, Vehicle Sway Green, Vehicle Sway White, Vehicle Sway Yellow, Vehicle Theft Alarm, Vertical Front, Vertical Headrest Motor, Vertical Rear, Video Input, Video Input Settings, View Last Successful Remote Start Event Data, View Last VTA Trigger Cause Data, View Remote Start Abort Data, View Remote Start Inhibit Data, View Satellite Sensor Information, View VTA Enable Data, VLP Solenoid, Volume Rotary Detents, Volume Rotary Direction, VSO Regeneration Command, VTA Indicator LED, VTA Lamp, VVA Cylinder #1, VVA Cylinder #2, VVA Cylinder #3, VVA Cylinder #4, VVA Solenoids Pre-Energization, VVL Service Test, VVT Exhaust Phaser 1 Actuator, VVT Exhaust Phaser 2 Actuator, VVT Intake Phaser 1 Actuator, VVT Intake Phaser 2 Actuator, VVT Tests, Washer Camera, Waste gate valve command, Wastegate Solenoid Control State, Wastegate Solenoid Duty Cycle, Water In Fuel, Water In Fuel Filter Lamp Command, Water Pump Charge Air Cooling, Wheel Speed Sensor Functional Test, White Backlighting Buttons, White Backlighting Channel 1, White Backlighting Channel 2, White Backlighting Knob Buttons, White Backlighting Knob Indicators, White Knob Indicators, White Lower Halos, White Upper Halos, Window Control, Window Hall Sense Supply, Window Heater Led, Window Lifter Switch Enable, Window State, Windshield heater, Windshield Heater Relay, Windshield Washer, Windshield Washer Relay, Windshield wiper, Windshield Wiper Relay, Wiper Status, WK Head Rest Relay, Yellow A/C and Auto Indicators, Yellow Button Indicators, Yellow Fault Lamp, Yellow Lane Departure Warning Indicator, Yellow Rear Defrost Indicator, Yellow Recirc Indicator

New Ford/Lincoln Coverage

21 new Actuation type special tests:

(Cruise) Resume Switch, (Cruise) Set- Switch, (Cruise) Set+ Switch, Adaptive Cruise Distance Gap (-) Switch, Adaptive Cruise Distance Gap (+) Switch, Battery Pack Coolant Ctrl Valve A - Output Ckt Energized, Cabin Coolant Heater Control, DC-DC Enable Status, Hybrid-EV Traction Battery Thermal System Operational Levels, Hybrid-EV Wake Up - Commanded, Left Cursor Left Arrow, Left Cursor OK Button, On Demand Test, Speed Control (ASLD) Switch, Speed Control Actuator Switch Off, Speed Control Actuator Switch On, Speed Control Cancel Switch, Speed Control Cancel-Resume Switch, Speed Control Gap Switch, Speed Control On-Off Cancel Switch, Speed Control On-Off Switch

New GM Coverage

- Added coverage for 970 new system applications

120 new Adjustment type special tests:

Adaptive Pressure Control Learn, Ambient Air Temperature Calculation Reset, Automated Brake Bleed, Automatic Headlamp Leveling Sensor Learn, AWD Disabled-by-Malfunction Counter Reset, Backup Battery Timer Reset, BARO Sensor Reset, Battery Sensor Module Learn, Brake Pedal Position Sensor Learn, Brake Pedal Travel Sensor Learn, Brake Pressure Sensor Calibration, Brake System Plunger Motor Position Sensor Learn, Brake System Plunger Pressure Rise Starting Point Learn, CAN Bus Configuration Learn, Cancel Camera Learn, Catalyst, Clear Approach Detection Disable Reasons, Clear Disable History Data, Clear Driver Window Learned Values, Clear Left Rear Window Learned Values, Clear Manufacturer Enable Counter, Clear Passenger Window Learned Values, Clear Right Rear Window Learned Values, Clear Secured High Voltage DTCs, Clear Side Object Detection Disable History, Configure New Module, Copy And Paste TPM Information, Crankshaft Pos. Variation Learn, Crankshaft Position Reluctor Ring Learn, Cylinder Deactivation Exhaust Flow Valve Learn, DC Charging Disabled Reset, DPF Pressure Sensor Reset, DPF Service Regeneration, DPF/Catalyst 2 Reset, Engine Oil Life Reset, EV Range Reset,

Exhaust After Treatment Fuel Injector Reset, Exhaust Flow Control Valve Learn, Exhaust Gas Temperature Sensor Reset, Front Axle Brake Pad Life Monitoring Reset, Fuel Filter Life Reset, Fuel Injection Small Quantity Learning Odometer Reset, Fuel Trim Reset, Glow Plug Learn, Hands-Free Liftgate Sensor Control Module Calibration, HVAC Actuators Learn, HVAC Afterblow Configuration, Hybrid/EV Battery Contactor Open Reasons Reset, Hybrid/EV Battery Pack Capacity Learn, Hybrid/EV Battery Pack Charging Adaptive Learn Reset, Hybrid/EV Battery Pack Data Reset, Invalidate All Fobs, Learned Values Reset, License Compliance Materials Download Error Counter Reset, Liftgate Maximum Open Position Learn, Longitudinal Acceleration Sensor Learn, NOx Absorber Catalyst Data Reset, NOx Absorber Catalyst Reset, NOx Catalyst Reductant Loading Reset, NOx Catalyst Reset, NOx Sensor 1 Reset, NOx Sensor 2 Reset, Park Brake Cable Replacement Procedure, Park Brake Calibration, Parking Assist Sensor Learn, Particulate Matter Sensor Service Regeneration, Passenger Presence Sensor Learn, Power Steering Pressure Sensor Learn, Power Steering Softstops Learn, Power Steering Softstops Reset, Prime Fuel Pump, Program Key Fob 1, Program Key Fob 2, Program Key Fob 3, Program Key Fob 4, PTO Engine Shutdown, Radio Favorites Reset, Range Actuator Correlation Learn, Range Actuator Learn, Rear Axle Brake Pad Life Monitoring Reset, Rear Differential Hydraulic System Service Bleed, Rear Gate Driver Information Center Message Reset, Reductant Fluid Tank Level Reset, Reductant System Data Reset, Remote Vehicle Speed Limiting Reset, Request Radio Registration, Reset Functions, Reset High Voltage Disable Request After Crash Event Detected, Reset PTO Inhibit and Disengage History, Reset Teen Driver Key PIN, Setup SDM Part Number In BCM, Steering Gear Learned Values Reset, Steering Gear Replacement Procedure, Steering Wheel Angle Sensor Centering, Steering Wheel Angle Sensor Learn, Steering Wheel Angle Sensor Offset Calibration, Steering Wheel Angle Sensor Reset, Timing Belt Life Reset, Tire Pressure Reset, Tire Pressure Sensor Registration, Tire Pressure Sensor Signal Reset, Tire Type/Pressure Selection, Transfer Case Clutch Overtemperature Counter Reset, Transmission Adaptive Pressure Reset, Transmission Adaptive Torque Reset, Transmission Clutch 1 Return Spring Learn, Transmission Clutch 1 Volume Learn, Transmission Clutch 2 Return Spring Learn, Transmission Clutch 2 Volume Learn, Transmission Clutch 3 Return Spring Learn, Transmission Clutch 3 Volume Learn, Transmission Clutch 4 Return Spring Learn, Transmission Clutch 4 Volume Learn, Transmission Clutch 5 Return Spring Learn, Transmission Clutch 5 Volume Learn, Transmission Service Fast Learn, Vehicle Dynamic Sensor Offset Calibration, WLAN Password Reset, WLAN Service Set Identifier (SSID) Reset, Yaw Rate Sensor Learn

440 new Actuation type special tests:

A/C Relay, ABS Left Front Solenoid Valves, ABS Left Rear Solenoid Valves, ABS Pump Motor, ABS Right Front Solenoid Valves, ABS Right Rear Solenoid Valves, AC Compressor Solenoid Valve, Accent Lighting 1, Accent Lighting 2, Accessory Power Mode Indicator, Accessory Power Relay, Accessory/RAP Relay, Accessory/Retained Accessory Power Relay, Activate Rear Park Brake Service Position, Activation Of Pump, Active Grill Air Shutter 1, Active Grill Air Shutter 2, Active Grill Air Shutter System, Active Grill Shutter Test, Active Grille Air Shutter, Air Cleaner Monitor Setup, Air Recirculation Door Motor Direction, All Door Lock Unlock, All Indicators, All Shock Absorber Actuators, ATC Neutral Indicator, ATC Range, Audio Source Control, Auto Start/Stop Command, Auxiliary Blower Motor Speed Command, Auxiliary Ignition Run Relay, Auxiliary Transmission Fluid Pump Speed, Auxiliary Transmission Fluid Pump, Backup Lamps, Backup Park Lock Actuator Arming, Backup Park Lock Actuator Disarming, Battery Charging System Efficiency Test, Battery Charging System Positive Contactor, Blower Motor Speed, Brake Booster Electric Vacuum Pump, Brake Hydraulics Test, Brake System Hydraulics Corner Test, Brake Transmission Shift Interlock Solenoid Actuator, Cargo Lamp, Center Brake Lamp, Center High Mounted Stop Lamp, Central Stop Lamp, Child Security Lock Motors, Child Security Lock/Window Lockout Switch Indicator, Compression Test, Control Functions, Cooling Fan Motor,

Cooling Fan, Courtesy Lamps, Crankcase Ventilation Heater, Cylinder 1 Injector Flow Identifier, Cylinder 2 Injector Flow Identifier, Cylinder 3 Injector Flow Identifier, Cylinder 4 Injector Flow Identifier, Cylinder Deactivation Exhaust Flow Control Valve, Cylinder Power Balance, Daytime Running Lamps, DC Charge Port Lock, Deactivate Brake Boost System, Deactivate Rear Park Brake Service Position, Differential Clutch Control System Cleaning Procedure, Display Dimming, Display Test, Door Dead Lock Lock/Unlock, DPF Regeneration Enable, Driver Mirror Fold, Driver Mirror Movement, Driver Seat Back Horizontal Movement, Driver Seat Cushion Front Vertical Movement, Driver Seat Cushion Left Front Haptic Movement, Driver Seat Cushion Left Rear Haptic Movement, Driver Seat Cushion Rear Vertical Movement, Driver Seat Cushion Right Front Haptic Movement, Driver Seat Cushion Right Rear Haptic Movement, Driver Seat Horizontal Movement, Driver Seat Lumbar Support Horizontal Movement, Driver Window Motor, EAC Compressor Speed, EGR Cooler Bypass Valve, EGR Valve, Electronic Limited Slip Differential, Engage Front Axle, Engine Mount Actuator Output 1, Engine Mount Actuator Output 2, Engine Speed Control, Erase Valet Mode Code, Even Gear Clutch Control System Test, Even Gear Clutch Hydraulic Control System Cleaning Procedure, Even Gear Shift Fork Control System Test, Even Gear Shift Fork System Cleaning Procedure, Exhaust Aftertreatment Fuel Injector Flow Test, Exhaust Flow Control Valve System, Exhaust Gas Recirculation, Exterior Driver Door Handle Switch, Exterior Left Rear Door Handle Switch, Exterior Passenger Door Handle Switch, Exterior Right Rear Door Handle Switch, Fog Lamps, Folding Top Header Latch Motor, Folding Top Open/Close, Folding Top Valves, Forward Collision Alert Switch, Front Axle Differential Lock High Control Relay, Front Axle Differential Lock Indicator, Front Axle Differential Lock Low Control Relay, Front Brake Caliper Piston Extend, Front Brake Caliper Piston Retract, Front Fog Lamps, Front Suspension Position Sensor Trim Height, Fuel Door Unlatch, Fuel Fired Heater, Fuel Pressure Control - Regulator 1, Fuel Pressure Control - Regulator 2, Fuel Pressure Regulator 1, Fuel Pressure Regulator 2, Fuel Pressure, Fuel Pump Enable, Fuel Pump, Fuel System High Pressure Test (Engine Runs), GEN L-Terminal, Generator Regulator Setpoint, Glow Plug Self-Test, Glow Plug, Glow Plugs, Green Indicator, Hands-Free Liftgate Sensor Lamp, Hazard Lamps Switch Backlight, Headlamp Leveling Motors, Headlamp Washer Relay, Head-Up Display Pattern Check, High Beam, High Beams, High Pressure Fuel System Test, High Side Driver 1, High Side Driver 2, High Voltage Disabling, Horn Relay, Hybrid Electronics Coolant Pump, Hybrid/EV Battery Negative Contactor, Hybrid/EV Battery Pack Coolant Pump, Hybrid/EV Battery Pack Heater Passive Isolation Test, Hybrid/EV Battery Pack Heater Power, Hybrid/EV Battery Pack Isolation Test, Hybrid/EV Battery Pack Precharge Contactor Command, Hybrid/EV Battery Positive Contactor, Hydraulic System Leak Test, Illuminate All Indicators, Inadvertent Load, Incandescent Dimming, Indicator Dimming, Info Display Dimming, Info Display Test, Instrument Cluster Dimming, Instrument Cluster Gauge Sweep, Intake Air Flow Valve Motor, Intake Air Flow Valve Position, Key Fob Button Test, Lane Departure Warning Indicator, Lane Departure Warning Switch, LED Backlight Dimming, Left Auxiliary Tail and Stop Lamp, Left Backup Lamp, Left Brake Lamp, Left Cornering Lamp, Left Daytime Running Lamp, Left Dedicated Daytime Running Lamp, Left Exterior Flood Lamp, Left Fog Lamp, Left Front Brake Pressure Test, Left Front Corner, Left Front Park Lamp, Left Front Park Lamp/Daytime Running Lamp, Left Front Shock Absorber Actuator, Left Front Turn Lamp, Left Front Turn Signal Lamp, Left Headlamp Low Beam, Left Headlamp Vertical Motor, Left High Beam, Left Low Beam, Left Low Beam/Daytime Running Lamp, Left Lower Park/Daytime Running Lamp, Left Park Brake Actuator, Left Park Lamps, Left Rear Auxiliary Turn Signal Lamp, Left Rear Brake Pressure Test, Left Rear Corner, Left Rear Park Lamp, Left Rear Seat Heating Indicator, Left Rear Shock Absorber Actuator, Left Rear Stop/Park Lamp, Left Rear Turn Signal Lamp, Left Rear Turn Signal/Brake Lamp, Left Rear Turn Signal/Stop Lamp, Left Rear Window Motor, Left Side Marker Lamp Command, Left Stop Lamp, Left Tail Lamp, Left Temperature Door Motor Direction, Left Temperature Door Position, Left Trailer Tail Lamp, Left Trailer Tow Turn/Stop Lamp, Left Trailer Turn Signal Lamp, Left Trailer Turn Signal/Stop Lamp

Command, Left Turn Signal, License Plate Lamps, Lift Gate Module Open/Close Test, Limited Slip Differential Clutch Control System Test, Line PC Solenoid, Line Pressure Control Solenoid Valve, Line Pressure Hydraulic Control System Cleaning Procedure, Line Pressure, Low Beam Lamps, Low Beams, LR Turn Signal, Lumbar Forward/Backward, Lumbar Up/Down, Malfunction Indicator Lamp, Master Cylinder Pressure Test Data, Mode Door Position, Next Available Slot, Object Detection Alert Indicators, Odd Gear Clutch Control System Test, Odd Gear Clutch Hydraulic Control System Cleaning Procedure, Odd Gear Shift Fork Control System Test, Odd Gear Shift Fork Hydraulic Control System Cleaning Procedure, Outside Rear View Mirror Courtesy Lamp, Park Brake Cable Service Apply, Park Brake Cable Service Release, Parking Assist Switch LED, Parking Lamps, Passenger Air Bag Off Indicator, Passenger Air Bag On Indicator, Passenger Mirror Fold, Passenger Mirror Movement, Passenger Seat Back Horizontal Movement, Passenger Seat Belt Reminder Indicator, Passenger Seat Belt Tension Sensor, Passenger Seat Cushion Front Vertical Movement, Passenger Seat Cushion Rear Vertical Movement, Passenger Window Motor, PC Solenoid 3, Phone Call Test, Pickup Bed Cargo Lamp, Power Take-off Relay, Pressure Control Solenoid Valve 2, Pressure Control Solenoid Valve 4, Pressure Control Solenoid Valve 5, Pressure Control Solenoid Valve, Proactive Alerts, PTO Operation Mode, Pump Motor, Range Actuator Lock, Range Actuator, Read LIN Bus Device ID Information, Rear Axle Differential Lock High Control Relay, Rear Axle Differential Lock Indicator, Rear Axle Differential Lock Low Control Relay, Rear Brake Caliper Piston Extend, Rear Brake Caliper Piston Retract, Rear Cross Traffic Audible Alert, Rear Cross Traffic Visual Alert, Rear Defogger, Rear Defrost, Rear Differential Clutch Solenoid Valve, Rear Fog Lamp(s) Relay, Rear Fog Lamp, Rear Fog Lamps, Rear Mode Door Actuator Position, Rear Mode Door Motor Position, Rear Temperature Door Actuator Direction, Rear Temperature Door Motor Direction, Rear Washer Relay, Rear Wiper, Rearview Camera Display, Red Indicator, Reductant Heater 1, Reductant Heater 2, Reductant Injection Quantity Test, Reductant Injector, Reductant Pump, Reductant System Leak Test, Reductant System Malfunction Warning Service Bay Test, Reductant System Tamper Warning Service Bay Test, Regenerative Braking Status, RF Turn Signal, Right Auxiliary Tail and Stop Lamp, Right Backup Lamp, Right Brake Lamp, Right Cornering Lamp, Right Daytime Running Lamp, Right Dedicated Daytime Running Lamp, Right Exterior Flood Lamp, Right Front Brake Pressure Test, Right Front Corner, Right Front Mode Door Actuator Direction, Right Front Park Lamp, Right Front Park Lamp/Daytime Running Lamp, Right Front Shock Absorber Actuator, Right Front Turn Signal Lamp, Right Headlamp Low Beam, Right Headlamp Vertical Motor, Right High Beam, Right Low Beam, Right Low Beam/Daytime Running Lamp, Right Lower Park/Daytime Running Lamp, Right Park Brake Actuator, Right Park Lamps, Right Rear Auxiliary Turn Signal Lamp, Right Rear Brake Pressure Test, Right Rear Corner, Right Rear Park Lamp, Right Rear Seat Heating Indicator, Right Rear Shock Absorber Actuator, Right Rear Stop/Park Lamp, Right Rear Turn Signal Lamp, Right Rear Turn Signal/Brake Lamp, Right Rear Turn Signal/Stop Lamp, Right Rear Window Motor, Right Side Marker Lamp Command, Right Stop Lamp, Right Tail Lamp, Right Temperature Door Motor Direction, Right Temperature Door Position, Right Trailer Tail Lamp, Right Trailer Tow Turn/Stop Lamp, Right Trailer Turn Signal Lamp, Right Turn Signal, RR Turn Signal, Run Crank Relay, Run/Start Power Mode Indicator, Seat Back Horizontal Movement, Seat Back Side Bolster Movement, Seat Belt Retractor Motor, Seat Cushion Front Vertical Movement, Seat Cushion Rear Vertical Movement, Seat Cushion Side Bolster Movement, Seat Forward/Backward, Seat Horizontal Movement, Seat Lumbar Support Horizontal Movement, Seat Lumbar Support Vertical Movement, Security Indicator, Security Siren, Shift Fork 1, Shift Fork 2, Shift Fork 3, Shift Fork 4, Shift Fork 5, Shift Lock Solenoid, Shift Solenoid 1, Shift Solenoid 2, Shift Transmission Gear, Shift Transmission, Shock Absorber Front Left, Shock Absorber Front Right, Shock Absorber Rear Left, Shock Absorber Rear Right, Steering Column Adjustment, Steering Column Telescope In, Steering Column Telescope Out, Steering Column Tilt Down, Steering Column Tilt Up, Stop Lamp, Suspension Position Sensor Trim Height, Synchro Selector Valve Control System Cleaning

Procedure, TCC Control Solenoid, TCC Pressure Control Solenoid Valve - Dynamic Test, TCC Pressure Control Solenoid Valve - Static Test, TCC Pressure Control Solenoid Valve, Torque Converter Clutch, Traction Control Left Front Solenoid Valves, Traction Control Left Rear Solenoid Valves, Traction Control Right Front Solenoid Valves, Traction Control Right Rear Solenoid Valves, Trailer Backup Lamps, Trailer Brake Duty Cycle, Trailer Brake Relay, Trailer Fog Lamps, Trailer Park Lamps, Trailer Stop Lamps, Transfer Case Clutch Engagement, Transfer Case Clutch Identifier, Transfer Case Range, Transmission Accumulator Solenoid Valve, Transmission Clutch Learn Status, Transmission Control Solenoid Valve 1 Current, Transmission Control Solenoid Valve 10 Current, Transmission Control Solenoid Valve 10, Transmission Control Solenoid Valve 12 Current, Transmission Control Solenoid Valve 12, Transmission Control Solenoid Valve 13 Current, Transmission Control Solenoid Valve 13, Transmission Control Solenoid Valve 14 Current, Transmission Control Solenoid Valve 14, Transmission Control Solenoid Valve 15 Current, Transmission Control Solenoid Valve 15, Transmission Control Solenoid Valve 16 Current, Transmission Control Solenoid Valve 16, Transmission Control Solenoid Valve 2 Current, Transmission Control Solenoid Valve 2, Transmission Control Solenoid Valve 3 Current, Transmission Control Solenoid Valve 3, Transmission Control Solenoid Valve 4 Current, Transmission Control Solenoid Valve 4, Transmission Control Solenoid Valve 5 Current, Transmission Control Solenoid Valve 5, Transmission Control Solenoid Valve 6 Current, Transmission Control Solenoid Valve 6, Transmission Control Solenoid Valve 7 Current, Transmission Control Solenoid Valve 7, Transmission Control Solenoid Valve 8 Current, Transmission Control Solenoid Valve 8, Transmission Control Solenoid Valve 9 Current, Transmission Control Solenoid Valve 9, Transmission Cooling Fan Duty Cycle, Transmission Fluid Pressure Actuator, Transmission Line Pressure Control, Transmission Park Lock Command, Transmission Park Lock Control System Test, Transmission Park Value Lock Solenoid Actuator, Transmission Park Valve Lock Solenoid Actuator, Transmission Range, Trunk Lamp, Trunk Lid Unlatch, Turbocharger Vane Position Actuator, Turbocharger Vane Position, Vehicle Health Data Upload, Vehicle Level Control Compressor Relay, Vehicle Level Control Exhaust Valve, Wait to Start Indicator, Window Lockout Switch Indicator, Windshield Washer Relay, Windshield Wiper Motor Relay, Windshield Wiper Motor, Wiper Washer Motor

New Coverage Details – USA Asian

New Honda/Acura Coverage

- Added coverage for 326 new system applications

39 new Adjustment type special tests:

ACM Reset, After a Vehicle Collision, After Replacing Front Passenger Seat Components, Air Bleeding For Repair(ABS), Air Bleeding For Repair(ABS/VSA/TCS), Air Bleeding For Repair(TCS), All Sensors Learning, ATF Reset, Brake Pad Maintenance Mode, Brake Pressure Sensor Calibration, Crank Pattern Clear, Crank Pattern Learning., Customize Reset, Differential Torque Setup, ECM/PCM Reset, ECU Activation, Engine Oil Life Reset, G-sensor Learning, High Beam Support System Inspection, Initialization, Longitudinal G Sensor Neutral Point Learn, Manual returning Time, ODS Unit Initialization, OPDS Initialization, Pop Up Hood(PUH) Calibration, Replace TCM/PCM, Reset Of Assistant Side Window Position, Reset Of Driver Side Window Position, Reset Of Rear Left Side Window Position, Reset Of Rear Right Side Window Position, Reset Operation, Reset, Start Clutch Feedback Learn, Start Clutch Status Data Clear, Stroke Sensor Learning, SWS Initialization, The Wheel Size Setup For Indirect TPMS, Tire Pressure Sensor Registration With Activation Tool, Tire Pressure Sensor Registration

401 new Actuation type special tests:

A/C Clutch, ABS Brake Light Relay/TSA Relay Test, ABS ESS Forced Indication, ABS Solenoid Test, ABS VSA Test, ACC Alarm Test, ACC Brake Actuator, ACC Indicator Light, ACC Information Display, ACC Relay, Accessory, ADJ Motor, AFS Reflector, Air Bypass Valve Control Solenoid (ABV), All Injectors OFF, Assistant Door Courtesy Light, Assistant Door Mirror Motor Down, Assistant Door Mirror Motor Left, Assistant Door Mirror Motor Right, Assistant Door Mirror Motor Up, Assistant Door Pocket Illumination Light, Assistant Outer Handle Illumination Light, Assistant Remote Switch Illumination Light, Assistant Side Power Window Motor Down, Assistant Side Power Window Motor Up, Assistants Inner Handle Illumination Light, Auto Lock Cancel Switch, Automatic Headlights, Automatic Returning Distance, Battery Fan High Speed Test, Battery Fan Low Speed Test, Battery Fan Mid Speed Test, Battery Fan Test, Boost Pressure Test, Both Sides Engagement Clutch Coil Test, Brake light relay test, Brake Pad Exchange Mode, BSI Buzzer Status, BSI Fail Lamp, BSI Indicator On, BSI System Fail, BSI System Status, BSI Unavailable, Buzzer, CARD BATT Indicator Turn On, Cargo Light Drive UV Only, Cargo Light Drive, Charge LID Relay, Clean Left Side Radar, Clean Right Side Radar, Clear History Of Switch device, Climate Ctrl Check, Clutch Pressure Control (Linear) Solenoid A, Clutch Pressure Control (Linear) Solenoid B, Clutch Pressure Control (Linear) Solenoid C, Clutch Pressure Control (Linear) Solenoid D, Clutch Pressure Control Solenoid A, Clutch Pressure Control Solenoid B, Clutch Pressure Control Solenoid C, CMBS Brake, Column Telescopic Motor - Full Down, Column Telescopic Motor - Full Up, Column Tilt Motor - Full Down, Column Tilt Motor - Full Up, Communication Status Check, Communication Using Cabin Front Antenna, Communication Using Cabin Middle Antenna, Communication Using Cabin Rear Antenna, Communication Using Driver Antenna, Communication Using Front Passenger Antenna, Communication Using Rear Driver Antenna, Communication Using Rear Passenger Antenna, Communication Using Trunk Room Antenna, Communication Using Trunk/Tailgate Antenna, Cruise Control Cancel History, CS FS Antenna, CTM Buzzer Status, CTM System Fail, CTM System Status, Daytime Running Light (Canada), Daytime Running Light Output, Daytime Running Light Relay, DC Output Cabin Front Antenna, DC Output Cabin Middle Antenna, DC Output Cabin Rear Antenna, DC Output Driver Antenna, DC Output Front Passenger Antenna, DC Output Rear Driver Antenna, DC Output Rear Passenger, DC Output Trunk Room Antenna, DC Output Trunk/Tailgate Antenna, Detect Equipped Honda Body Systems, Display Card Batt, Display Do not have key, Display No Card, Door Lock Without Answer Back, Door Lock, Lock Actuator, Door Lock, Unlock Actuator, Door Unlock Without Answer Back, Driver Door Courtesy Light, Driver Door Lock Unlock Actuator, Driver Door Mirror Motor Down, Driver Door Mirror Motor Left, Driver Door Mirror Motor Right, Driver Door Mirror Motor Up, Driver Door Pocket Illumination Light, Driver Door Power Window Motor - Down, Driver Door Power Window Motor - Up, Driver Inner Handle Illumination Light, Driver Outer Handle Illumination Light, Driver Rear Door Courtesy Light, Driver Remote Switch Illumination Light, Driver Side Power Window Motor Down, Driver Side Power Window Motor Up, DRL Relay, DUAL Indicator, DWS/Indirect TPMS Parameter Configuration Message, EGR Tests, Electric Current of Linear Solenoid CPC, Electric Current of Linear Solenoid DN, Electric Current of Linear Solenoid DR, Electric Current of Linear Solenoid SC, EU DRL, EXT F (Cabin Front Antenna), EXT FR AS (Passenger's Antenna), EXT FR DR (Driver's Antenna), EXT INTTRUNK (Trunk Room Antenna), EXT M (Cabin Middle Antenna), EXT R (Cabin Rear Antenna), EXT RR AS (Passenger Side Rear Passenger's Antenna), EXT RR DR (Driver Side Rear Passenger's Antenna), EXT RT (Cabin Rear Tray Antenna), EXT Side-Glass AS (Side-Glass Passenger Antenna), EXT Side-Glass DR (Side-Glass Driver Antenna), EXT TR (TRUNK Or TAIL-GATE Antenna), Exterior Buzzer Output (Short Time), Exterior Buzzer Output(Long Time), Exterior Buzzer Output, Exterior BUZZER, External Buzzer ON, Fail Wipe Signal, FCAN Authorized Flag, FI Wakeup, Flash Left Side Indicator, Flash Right Side Indicator, Floor Light, Foot Light, Forced Control Of Electric Current Of Linear Solenoid D, Forced Control Of Lockup Clutch, Forced non assist mode, FR DEICER RLY, FR-DEF Indicator,

Front ACM Solenoid, Front And Rear ACM Solenoid, Front Center Detection Result, Front Defroster Relay, Front Detection Sound Request, Front Display - Backlight, Front Fog Light, Front Left Detection Result, Front Panel Module, Front Right Detection Result, Front Washer Motor, Front Wiper High Speed, Front Wiper Low Speed, Front Wiper Motor (High), Front Wiper Motor (Low), Frontal Crash Detection Signal Output, Fuel Lid, Fuel Pump OFF, Fuel Pump ON, G/Box Relay, Gate Light, Gear Shift, Glass Hatch Open, Green LED, Hazard Flashers, Hazard Relays, Head Light (High), Head Light High, Head Light Low, Head Light, Headlight Backup, Headlight Cleaner, Headlight Washer Motor, Headrest Motor, High Beam Support System Operation, High Wipe Signal, Horn, IGNCONT Line, Ignition Key Light, IGNTRX Line Turn To Low Level, IGNTRX Line, Immobilizer Indicator Turn On, Immobilizer Lamp, IMOCONT Line, IMS1 Output, IMS2 Output, IMT(IMRC) Activation, IMT(IMRC) Test, Indicator, INH Solenoid For Start Clutch Type, Initiator Operation Check, Injector Kill Test, Intake VTC Test, Interior Buzzer Output, Interior Light Cut, Interior Light, Interior Small Light, Intermittent Wipe Signal, Internal Buzzer ON, ISO Warning Light, Key Switch Out Line Turn To On, Keyless Buzzer, keyless Check, Left And Right Parking Actuator Control, Left BSI Radar Unavailable, Left Front CAS Solenoid, Left Front Pulser, Left Front Solenoid, Left Front TCS Solenoid, Left Front VSA Solenoid, Left Power Mirror Full Down, Left Power Mirror Full Left, Left Power Mirror Full Right, Left Power Mirror Full Up, Left Power Sliding Door - Buzzer, Left Power Sliding Door - Closer Motor, Left Power Sliding Door - Clutch, Left Power Sliding Door - Drive Motor - Close, Left Power Sliding Door - Drive Motor - Open, Left Power Sliding Door - Release, Left Rear Power Window Motor - DOWN, Left Rear Power Window Motor - UP, Left Rear Power Window Motor Down, Left Rear Power Window Motor Up, Left Rear Pulser, Left Rear Solenoid, Left Rear VSA Solenoid, Left RR Slide Relay, Left Side Engagement Clutch Coil Test, Left Side Indicator, Left Slide Actuator, Left Sliding Door Lock, Left Sliding Door Unlock, Left Turn Signal Lamp, Lights Off Using Backup Line, Lights On Using Backup Line, LIN Washer, LIN Wiper Assembled Position Operation, Lock/Unlock All Doors, Lockup Clutch, Low Wipe Signal, Lumbar Horizontal Motor, MA EPS CONTROL ON/OFF, MA EPS Switching, Maintenance Position Front Wiper, Map Light Off, Memory Buzzer, Memory Indicator 1, Memory Indicator 2, Memory Seat Indicator 1, Memory Seat Indicator 2, Memory Switch Illumination Light, Meter Buzzer, Navigation LCD Display Segment, No CARD Indicator Turn On, No Rain Condition Signal, No Wipe Signal, Occupied Signal Output, Parking Lights, Passenger Door Power Window - Down, Passenger Door Power Window - Up, Passenger Rear Door Courtesy Light, PAX System Warning Reset, Power Seat - Front Up/Down Motor - Full Down, Power Seat - Front Up/Down Motor - Full Up, Power Seat - Rear Up/Down Motor - Full Down, Power Seat - Rear Up/Down Motor - Full Up, Power Seat - Recline Motor - Full Backward, Power Seat - Recline Motor - Full Forward, Power Seat - Slide Motor - Full Backward, Power Seat - Slide Motor - Full Forward, Power Tailgate Clutch, Power Window Relay, Power Window RLY Rr, Pressure Test Assistance mode, Pressure Test, PTG Motor Close, PTG Motor Open, PTG Release Close, PTG Release, Puddlelt, Radiator Fan, Rain Condition Signal, Rear ACM Solenoid, Rear Assistant Door Courtesy Light, Rear Blower, Rear Center Detection Result, Rear Defroster RLY, Rear Defroster, Rear Detection Sound Request, Rear Differential Air Purge, Rear Differential Oil Pressure Sensor Check, Rear Driver Door Courtesy Light, Rear Fog Lamp, Rear Left Detection Result, Rear Left Door Courtesy Light, Rear Left Inner Handle Illumination Light, Rear Right Detection Result, Rear Right Door Courtesy Light, Rear Right Inner Handle Illumination Light, Rear Seat Switch Light, Rear Washer Motor, Rear Wiper Motor, Recall Memory Position, RECIRC Indicator, Red LED, Returning Operation, RF1 RXVCC, RF1 TXD Line, RF1 TXVCC, RF2 RXVCC, RF2 TXD Line, RF2 TXVCC, RF2 Unit RXVCC Power On, Right BSI Radar Unavailable, Right Front Pulser, Right Front Solenoid, Right Front TCS Solenoid, Right Front VSA Solenoid, Right Power Mirror Full Down, Right Power Mirror Full Left, Right Power Mirror Full Right, Right Power Mirror Full Up, Right Power Sliding Door - Buzzer, Right Power Sliding Door - Closer Motor, Right Power Sliding Door - Clutch, Right Power Sliding Door - Drive Motor - Close, Right Power Sliding Door - Drive Motor -

Open, Right Power Sliding Door - Release, Right Rear Power Window Motor - DOWN, Right Rear Power Window Motor - UP, Right Rear Power Window Motor Down, Right Rear Power Window Motor Up, Right Rear Pulser, Right Rear Solenoid, Right Rear VSA Solenoid, Right RR Slide Relay, Right Side Engagement Clutch Coil Test, Right Side Indicator, Right Slide Actuator, Right Turn Signal Lamp, RR-DEF Indicator, S.U.E. Operation For AH-AWD, Security Indicator, Security Net Line Turn To Low Level, Self Check, Self Diag Test, Self-Diagnostic Function, Serial Line Status Check, Shift Lock Solenoid, Shift Solenoid A, Shift Solenoid B, Shift Solenoid C, Shift Solenoid D, Shift Solenoid E, Side or Rear Crash Detection Signal Output, SMART Indicator Turn On, SMART KEY OUT, SMART Lamp, S-Net Line, Solenoid Valve Activation, Starter Switch Light, Store Memory Position, Sub Throttle, Sunroof Close, Sunroof Open, System Check, TC Bypass Valve, Throttle Actuator Control Test, Tilt Mirror, Tire Air Low Indicator, TP Position Check, TPMS Warning Light, Trunk (T/G), TSA Relay Test, Turbo Boost Control Solenoid V, Turn On Left Side Alert, Turn On Right Side Alert, Turn On Right Side Indicator, Unlock Trunk, Upper Park Position Front Wiper, VTEC Solenoid 1, VTEC Solenoid 2, VTEC Solenoid, VTEC Test, Warning Lamp, Warning light activation, Waste Gate Solenoid (WGS), Work LT

New Hyundai/Genesis Coverage

5 new Actuation type special tests:

HMI Mirror Alert Left LED Blinking, HMI Mirror Alert Left LED ON, HMI Mirror Alert Right LED Blinking, HMI Mirror Alert Right LED ON, HMI Switch LED

New Kia Coverage

10 new Actuation type special tests:

Activation Switch LED, All LEDs, BSD Switch LED ON/OFF, BSD Switch LED ON-OFF, Left Mirror LED Blinking, Left Mirror LED ON, Mirror LED Left, Mirror LED Right, Right Mirror LED Blinking, Right Mirror LED ON

New Mazda Coverage

- Added coverage for 61 new system applications

6 new Adjustment type special tests:

Calibrating Lateral G Sensor for DSC, Calibrating Longitudinal G Sensor for DSC, Calibrating Pressure Sensor for DSC, Calibrating Yaw Rate for DSC, Reset KAM, The Zero Position Learning for Yaw Rate Sensor

3 new Actuation type special tests:

KOEO Self Test, KOER Self Test, On Demand Test

New Mitsubishi Coverage

- Added coverage for 76 new system applications

27 new Adjustment type special tests:

ALC Setting, Blind Spot Detection Configuration, Blind Spot Detection Shut-Off Requester Test, Decel G Sensor Calibration, ECU Information, Emission Gas Mode, Fine Adjustment Front View Camera Top View, Fine adjustment of DS camera, top view, Fine adjustment of PAS camera, top

view, Fine Adjustment Reversing Camera Top View, Finish Brake Pad Replacement, Front Camera Guidelines Correction, Initialization Position Adjustment, In-use performance tracking, Lane Dep.Warning Camera Shut-Off Requ.Test, Lane Departure Warning Camera Configuration, Learning, Reset Adaption To Factory Setting, Reversing Camera Guidelines Correction, Start Brake Pad Replacement, Steering Angle Initialization, System Mode Change, Timing chain maintenance, Turn Signal sound customization, Valve Calibration, Valve Check, Valve Flushing

177 new Actuation type special tests:

A/C Relay, ABS Motor, A-C Compressor Drive, A-C Compressor Relay O, A-C Relay, A-C Switch, AEB Disp, Air Conditioning Output, Air Mix Damper Motor, Air Outlet C-O Damper, Air Pump, Air/Liquid Pump Of Camera, ALC Disp, ALC Level, ALL INDICATORS DRIVE, All Shock Absorber, ARC Disp 2, ARC Disp, ARC operation indication, ATC 1 Disp, ATC 2 Disp, ATC 3 Disp, ATC 4 Disp, ATC 5 Disp, Automatic Brake Hold Lamp Active, Automatic Brake Hold SW Lamp Active, Brake Actuator 1 Mode 1, Brake Actuator 1 Mode 2, Brake Actuator 1 Mode 3, Brake Actuator 2 Mode 1, Brake Actuator 2 Mode 2, Brake Actuator 2 Mode 3, Brake Actuator 3 Mode 1, Brake Actuator 3 Mode 2, Brake Actuator 3 Mode 3, Brake Hold Disp, Brake Hold Display, Brake Operation, Brake Release, BSW Buzzer, BSW Indicator, BSW ON-OFF Setting, BSW/BSI INDICATOR DRIVE, BSW-BSI INDICATOR DRIVE, BUZZER DRIVE, Chassis No VIN Information, Coding Information Copy, Command St Whl Forc, Command Steering Angle, Condenser Fan, Cooling Fan O, Cooling Fan, Defogger Indicator, Display Output, Door Mirror LED LH, Door Mirror LED RH, Dynamic Brake Buzzer, EGR Solenoid Valve, Engine Running Injector Kill Test, Engine Switch(LED ON), EPB Switch Indicator, EPB Warning Light, ESS Active, ESS Relay Active, EVAP Emission Purge SOL Valve, EVAP Emission Ventilation SOL, EVAP Function Test, EVAP.Emission Purge SOL.Valve, EVAP.Emission Ventilation SOL., Evaporative Emission Purge Solenoid O, Evaporative Emission Ventilation Solenoid O, External Buzzer, FL Shock Absorber, FL Tire Disp, FR LH ABS Solenoid (ACT), FR LH ABS SOLENOID(ACT), FR LH SOL, FR RH ABS Solenoid (ACT), FR RH ABS SOLENOID(ACT), FR RH SOL, FR Shock Absorber, FR Tire Disp, Front Left Solenoid, Front Right Solenoid, Fuel Gauge, Fuel Pump O, Fuel Pump, HDC DISP, HDC Display, Idle Stop Cancellation Request, Idle Up Request, Ignition Timing 5 BTDC, INDICATOR LAMP DRIVE, Indicator, Injector Stop, In-Out Select Damper, Input Vehicle Speed, Interrupt Disp, Lane Departure Warning Display, LCD Backlight, LCD-Indicator, LDW Indicator: Standby Request, LDW Indicator: System Fail Req., LDW Indicator: TEMP. Fail Req., LDW Indicator: Warning Request, LED LH INDICATOR, Left Exterior Mirror LED Test, Leveling Actuator, Manual Reset Instructions, Master Warning Active, MAX COOL Request, Meter Illumination, Meter Indication (BSW Status), Meter Indication (RCTA Warning), Mirror Indicator, Mode Selection Damper, Oil Control Valve, Oil Feeder Control Valve O, Out-Inside Air Selection Damper, Parking Brake Light, Passenger S Airbag OFF Indicator Lighting Request, Passenger S Airbag ON Indicator Lighting Request, Passenger S SRS OFF Indicator, Passenger S SRS OFF Light, Passenger S SRS ON Indicator, Passenger S SRS ON Light, PB SW indicator ON, PTC Heater Drive Request, PTC Heater, PWM Radiator Fan, Radiator Fan High, Radiator Fan Low, Radiator Fan(High), Radiator Fan(Low), RCTA Buzzer, RCTA-BSW Indicator, READY Indicator Lamp, Rear Defogger Indicator, Rear Defogger Switch, Rear Fan Step (Input Value), Rear Left Solenoid, Rear Right Solenoid, Right Exterior Mirror LED Test, RL Shock Absorber, RL Tire Disp, RR LH ABS Solenoid (ACT), RR LH ABS SOLENOID(ACT), RR LH SOL, RR RH ABS Solenoid (ACT), RR RH ABS SOLENOID(ACT), RR RH SOL, RR Shock Absorber, RR Tire Disp, Speedometer, SRS Warning Light Lighting Request, SRS Warning Light, Stop Lamp Off Relay 1 Active, Stop Lamp Off Relay 2 Active, Stop Lamp ON Relay Active, Stop Lamp On Relay, Stoplight:ON, Switch Illumination, SYSTEM ON LAMP DRIVE, Tachometer, TSR Display Request, Turn Disp, Turn display (LH), Turn display (RH), Variable Intake Solenoid, Vehicle Disp, VMC left turning operation indication, VMC Right turning

operation indication, VVT Oil Control Valve, Warning Buzzer, Washer Fluid Pump Relay, Waste Gate Solenoid Valve, Yellow Lane Dep.Warning.Indic. Lamp

New Nissan/Infiniti Coverage

- Added coverage for 497 new system applications

215 new Adjustment type special tests:

A/F Initial Learning, A/F Sensor Response Diagnosis Status B1, A/F Sensor Response Diagnosis Status B2, Active Control Engine Mounting A, Active Control Engine Mounting B, Adaptives After Replacing Particulate Filter, Adjustment: Type Of Alarm Signal, AFT Maintenance, After Camshaft Position Sensor Replacement, After Clutch Pedal Switch Replacement, After Crankshaft Position Sensor Replacement, After Electric Throttle Control Actuator Replacement, After Fuel Injector Replacement, After Fuel Rail Pressure Sensor Replacement, After High Pressure Fuel Pump Replacement, After Turbocharger Replacement, After Turbocharger Solenoid Valve Replacement, Air Bleeding, Air Fuel Ratio Correction Value, Air Fuel Ratio Sensor, ALC Setting, Anti Theft Alarm Trigger Setting, Anti-Lock Out Set, AP Position Learn Clear, Auto Door Lock, Auto Light Logic Setting, Auto Park Inhibition, Automatic Door Lock/Unlock Setting, Automatic Door Locking, AUTOMATIC DOOR UNLOCK SELECT, Automatic Lock Setting, Automatic Unlocking, Auxiliary Gearbox Clutch Point Learning, Battery Discharge Current Integration Clear, BCM Diagnosis When Engine Does Not Start, BCM Diagnosis When the Door Lock Is Malfunctioning, Blind Spot Detection Configuration, Blind Spot Detection Shut-Off Requester Test, Blow Mode, Blow Set, Cause of Auto Cancel 2, Cause of Auto Cancel 4, Cause of Auto Cancel 6, CC/SL Program, Check Fuel Lines, Clear Air-Fuel Ratio Learning, Clear ETC Learning, Clear E-VTC Op Learned Angle (Exh), Clear E-VTC Op Learned Deviation Angle (Exh), Clear FFD, Clear LPG Air-fuel Ratio Learning, Clear Normal TAS Learning, Clsd Thl Pos Learn, Clutch Pedal End Stroke, Clutch Point Learning, CLUTCH SENSOR RESET, CML Battery Discharge Current Integration Clear, CO Adjustment, Communication Test With Key, Computer Programming, Conform CVTF Deterioration, Cumulative Sub-Battery Discharge Current Clear, Custom A/Light Setting, Decel G Sensor Calibration, Diagnosis for Remote Engine Starter, Door Lock / Unlock, Door Motor Starting Position Reset, Door Open Detection Acoustic Alarm, Door unlocking Driver door/all doors, Door Unlocking Triggering Delay, DPF Regeneration, Dual battery relay voltage drop count data clear, ECO Mode Reset Function, EGR Control Valve Closed Position Learning, Electric Intake Valve Timing Control Learning, Electric O.P Air Bleeding, Electric Oil Pump Air Bleeding, Engine Adaptive, Engine basis parts value 1 and 2 clear, Engine Brake Adjustment, Engine Start by I-Key, Erase Calibration Data, Erase Learning Value, Erase Memory Data, Erase Statistic Memory, Ethanol Concentration, EVAP System Close, FEB Operation Mileage, Fine Adjustment Front View Camera Top View, Fine adjustment of DS camera, top view, Fine adjustment of PAS camera, top view, Fine Adjustment Reversing Camera Top View, Finish Brake Pad Replacement, FRE Memory Set, Front Camera Guidelines Correction, Fuel Pressure Release, Fuel Supply Prevention, FWD Clutch Point Learning, G Sensor Calibration, Gas Sensor Adjustment, GPF Service Regeneration Reset Routine Execution, High Pressure Fuel Circuit Fault Finding, High Pressure Fuel Pump Total Starts Counter Clear, Horn With Keyless Lock, ID Read, ID Registration, Idle Air Volume Learn, Ignition Battery Saver Set, Ignition Timing (ADV), Ignition Timing Adjustment, Illumination Delay Setting, Initialization Position Adjustment, Injection Pump Adaptive, Injection Timing, Interior Light/Door Lock Interaction Setting, Interval of Oil Change (OCS) Oxidation, Key Acknowledgement Signal On Locking, Key Acknowledgement Signal On Unlocking, Key Battery Flat Warning, Lane Dep.Warning Camera Shut-Off Requ.Test, Lane Departure Warning Camera Configuration, Launch Control Counter Reset, Levelizer Adjustment, Lock/Unlock By I-Key, Longitudinal G Sensor Calibration, M/T Neutral Pos Learn, Misfire Count (Past), Misfire count (real-time), Multi Answer

Back Setting, Number of Starting 1, Number of Starting 2, Number of Starting 3, Number of Starting 4, Number of Starting Cycles, Oil Change Interval (OCS) Dilution, Panic Alarm Triggering Delay, Pressure Sensor Initialization, Program Key Fobs, Programmed Values, Programming Reinitialization, Programming Selections/Engaging Zones, R Lamp Timer Logic Setting, Rear Door Window Open Detect. Acoustic Alarm, Rear Lid Unlocking Triggering Delay, REC Memory Set, Regeneration of Gasoline Particulate Filter, REMO CONT ID CONFIR, Remo Cont ID Erase, REMO CONT ID REGIST, Reset Adaptation Values for Shift Operation, Reset Adaption To Factory Setting, Reset Fuel And Timing Learn Tables, Reset Fuel Consumption Short Term Log, Reset to Default Settings, Reset Vehicle Height Initial Value, Retained Power Setting, Reversing Camera Guidelines Correction, Room Lamp Off Timer Setting, Room Lamp On Timer Setting, Room Lamp Timer Setting, Rotary Position Sensor Learn, RTCV Actuator Calibrate, Save Computer Data, Save/Write Data for CPU Replace, SC Magnetic Clutch Engage Count Clear, Self-Learning Cont, Set R-DEF Timer, Set Rear Temperature Correction, Set Temperature Correction, Shift Drum Reference Position, Solenoid VTC Operation Start Duty Learning, Start Brake Pad Replacement, Start OBD test: Catalytic converter, Start OBD test: O2 sensors, Starter Operation Count Clear, Starter Operation Counter Clear, Steering Angle Initialization, Steering Angle Sensor Adjustment, Stop/Start engine restart cause data recorder, Stop/Start engine stall cause data recorder, Stop/Start prohibit cause data recorder, Sub-Starter Generator Oper Count Clear, Supercharger Magnet Clutch Engagement Count Clear, System Mode Change, Target Evaporator Temperature Upper Limit Setting, Target Idle RPM Adjustment, Target IGN TIM ADJ, Target Ignition Timing Hold, Tcu Activate Setting, Teach-in Of Selection Range Sensor, Temp Set Correct In Deg C, Temp Set Correct In Deg F, Tire Pressure Sensor Registration, Upshifts, V/T Control Learn, Valve Calibration, Valve Check, Valve Flushing, Valve Timing Adjustment, Valve Timing Offset Data Clear, Valve Timing Offset Data Writing, Vcr Base Position Learning, VIN Registration, VVEL Position Sensor Adj Prepare, Waste Gate Actuator Position Learning Value Clear, Waste Gate Regulation, Weight Classification Sensor Reset, Wiper Speed Setting, Write Fuel Learn Value, Write High Pressure Fuel Pump Total Starts Count, Write Saved Data, Write Starter Operation Count, WRITE VIN(MANUAL INPUT), Write VIN, Zero Point Calibration

744 new Actuation type special tests:

(TBD)EAP FAIL IND, (TBD)Epkb Request, (TBD)EPS Reaction Force Request, (TBD)Hand Free Warning, (TBD)LDP L STEP, 4WD AT Flow, 5TH BOW SYSTEM, A/C Compressor Relay Control, A/C Compressor, A/C Indicator, A/F Sensor Heater, AAC/V Output Duty, AAC/V Output Step, ABS Motor, AC Compressor Relay, AC Compressor, A-C INDICATOR, ACC Indicator Lamp, ACC Indicator, Accelerator Pedal Actuator Test 1, Accelerator Pedal Actuator Test 2, Accy/RAP Relay, Activate Demo Mode Of Exterior Lamp, Activate the Starter Cut Relay, Active Grille Air Shutter, Active Grille Shutter, Active Pedal, ADAS Buzzer 2, ADAS BUZZER, Advanced Homogeneous Direct Injection Angle, Advanced Stratified Direct Injection Angle, AEB Disp, A-F Ratio Cntrl Stop Stratified Chrg Cmb Trnsfr, Air Bypass Valve Solenoid, Air Cond Rly, Air Conditioner Relay Output, Air Conditioner Test, Air Inlet Control Flap On Front End Panel, Air Inlet Flap, Air Pump Relay, Air Pump, Air/Liquid Pump Of Camera, ALC Disp, ALC Level, ALL INDICATORS DRIVE, All LCD Segments, All Light, ALL SEG, All Shock Absorber, Alternator Duty Cycle, Alternator Duty, Alternator Voltage, Ambient Light 1, Ambient Light 2, Ambient Light 3, Ambient Light 4, Ambient Light 5, Ambient Light 6, Ambient Light 7, Ambient Light 8, ANC Test Tone, Answer Back With I-Key Unlock, Antenna Self-Test, Anti Key Lock In Function, ARC Disp 2, ARC Disp, ARC operation indication, AS Seat Lamp Test, Assist Seat Lamp Test, ATC 1 Disp, ATC 2 Disp, ATC 3 Disp, ATC 4 Disp, ATC 5 Disp, Auto ACC 1, AUTO ACC 2, Auto retractable door mirror, Auto Stop Start, Automatic Back Door, Automatic Brake Hold Lamp Active, Automatic Brake Hold SW Lamp Active, Back Door open Test, Battery Cooling, Battery Heater, Battery Saver, BCI Warning Indicator, Boost Pressure, ~~Booster Solenoid, Boot/Trunk Open, Brake Actuator 1 Mode 1, Brake Actuator 1 Mode 2,~~

Brake Actuator 1 Mode 3, Brake Actuator 2 Mode 1, Brake Actuator 2 Mode 2, Brake Actuator 2 Mode 3, Brake Actuator 3 Mode 1, Brake Actuator 3 Mode 2, Brake Actuator 3 Mode 3, Brake Actuator, Brake Hold Disp, Brake Hold Display, Brake Operation, Brake Release, Brake SW, Brake Switch, BSI Indicator On, BSI ON Indicator, BSI Warning Indicator, BSW Indicator LH, BSW Indicator RH, BSW On Indicator, BSW Warning Lamp, BSW/BSI INDICATOR DRIVE, BSW/BSI WARNING LAMP, BSW-BSI INDICATOR DRIVE, BSW-BSI WARNING LAMP, BUZZER 1 (ADAS), BUZZER 1 (CCM), BUZZER 2 (ADAS), BUZZER 2 (CCM), BUZZER 3 (ADAS), BUZZER 3 (CCM), BUZZER 4 (ADAS), BUZZER 4 (CCM), BUZZER DRIVE, Buzzer, Camshaft Dephaser: Solenoid Valve Slide Movement, Camshaft Positioner, Canister Bleed Solenoid Valve, Canister Drain Cut Valve, Cargo Lamp Output, Catalyst Exhaust Gas Downstream O2 Resistance Heater PWM, Catalyst Exhaust Gas Upstream O2 Resistance Heater PWM, Cause of Auto Cancel 1, Causes Of Engine Stop Prevention, CBV Position Override, Charge Air Cooler Cooling Electric Water Pump, Check Activated Canister Shutoff Valve, Check Boost Pressure Control, Check Component Purging Pressure Control, Check Coolant Pump Switchover Valve, Check Coolant Thermostat Heating Element, Check Cylinder Fuel Injectors For Leaks, Check Cylinder Fuel Injectors, Check Deceleration Air Switchover Valve, Check Engine And AC With Integrated Control Fan Motor, Check Engine Oil Pump Valve, Check Exhaust Camshaft Solenoid, Check Fuel High Pressure Circulation for Leak Tightness, Check Fuel Pressure And Temperature Sensor Rail Pressure, Check Fuel Tank Pressure Sensor, Check Intake Camshaft Solenoid, Check Intake Port Shutoff Actuator Motor, Check Purging Switchover Valve, Check Quantity Control Valve, Check Throttle Valve Actuator, Check Valve Bypass Valve, CNG Cylinder Shutoff Valve, Command St Whl Forc, Command Steering Angle, Component Quantity Control Valve, Compressor, Confirm Dongle ID, Continuously Variable Valve Timing Control Side Intake, Coolant Circulation Switching S/V, Coolant Temperature, Cooling Fan, Cornering Lamp Test, CORNERING LAMP, C-SCV Target Step (Bank1), C-SCV Target Step (Bank2), C-VTC Target Angle, Cylinder Cutout Test, Daytime Running Light, DCA Indicator, DEF Dosing Unit Override Test, DEF Line Heater Test, DEF System Leak Test, DEF Tank Heater Test, DIG Power Balance Cylinder 1, DIG Power Balance Cylinder 2, DIG Power Balance Cylinder 3, DIG Power Balance Cylinder 4, DIG Power Balance Cylinder 5, DIG Power Balance Cylinder 6, DIG Power Balance Cylinder 7, DIG Power Balance Cylinder 8, Display: Headlamp Leveling, Display: Test, Door Handle Lamp Test, Door Lock Ind, Door Lock Indicator, Door lock status indicator, Door Lock, Door Mirror LED LH, Door Mirror LED RH, Door Warning Lamp, DOWNSTREAM OXYGEN SENSOR HEATING, Drive Mode Test, Drive Power Distribute Torque, Driver Door Lamp, Driver Seat, EAP SW LAMP, EAPM Warning Lamp, EGR Cont (Mode 1), EGR Cont (Mode 3), EGR Control Valve, EGR Cut Solenoid, EGR Solenoid, EGR Vol Cont/V, EGR VOL CONT-V, EGRC Solenoid Valve, Electric Fan Override Test, Electric Parking Brake Activation, Electric Water Pump, Electrical Control EGR Target Step, Electrical Control Engine Mount Motor, Electronic Throttle Control, ENG COOLANT TEMP, Engine Coolant Bypass Valve, Engine Coolant Electric Water Pump, Engine Coolant Temperature, Engine Fan Override Test, Engine Mounting, Engine Oil Pressure Control Solenoid Valve, Engine Piloted Oil Pump, ENGINE SPEED OUTPUT TEST, Engine Start Request, Engine Start, Engine Sw Illumi, ESS Active, ESS Relay Active, ETC Correction Valve, ETS Solenoid Control, ETS S-V, EVAP Canister Purge Control Solenoid Valve, EVAP CNT Duty Valve Open, EVAP Leak Diag, EVAP Leak Mode8, EVAP Leak P1441, E-VTC Target Angle (Exhaust), EXH V-T ASSIGN ANGLE, Exhaust Air Flap, Exhaust Camshaft Dephaser Solenoid Valve, Exhaust Camshaft Set Point, Exhaust Fuel Injector, Exhaust Gas Recirculation Cooler Bypass Valve, Exhaust Solenoid, Exhaust Valve Timing Assign Angle, Exhaust Valve Timing Control Solenoid Valve, Exterior Lamps, External Buzzer, EXTERNAL LAMPS, Fan Duty Control, Fan Unit High Speed Relay, FAN UNIT HIGH SPEED, Fan Unit Low Speed Relay, FAN UNIT LOW SPEED, FL Shock Absorber, FL Tire Disp, Flasher test, Flasher, FLAT TIRE WARNING, Flex-Fuel Additional Pump, Flex-Fuel Additional Solenoid Valve, FLYWHEEL TARGET PROGRAMMING, Fog Lamp Override, FPCM, FR Fog lamp, FR LH ABS

Solenoid (ACT), FR LH ABS SOLENOID(ACT), FR LH SOL, FR RH ABS Solenoid (ACT), FR RH ABS SOLENOID(ACT), FR RH SOL, FR Shock Absorber, FR Tire Disp, Fr Wiper, Fresh Air Memory, Front Assist Window, Front Buzzer, Front Driver Window, Front Fog Lamp, Front lamp, Front Left Solenoid, Front Right Solenoid, Front window defogger (driver side), Front window defogger (passenger side), Front Wiper Test, Front Wiper, Fuel Flow Actuator, Fuel Flow Solenoid Valve, Fuel Heater Relay, Fuel Heater, Fuel Injection, Fuel Lid Open Indicate, FUEL LID OPEN, FUEL METER DIAGNOSIS(ANALOG METER), Fuel Pressure Solenoid Valve, Fuel Pump Control Module, Fuel Pump Relay 2, Fuel Pump Relay 3, Fuel Pump Relay, Fuel Pump, Fuel Rail Pressure Control Valve, Fuel Rail Pressure, Fuel Return Valve, Fuel Shutoff Valve 1, Fuel Shutoff Valve 2, Fuel Shutoff Valve 3, Fuel Shutoff Valve, Fuel Supply Pump Override Test, Fuel System Leakage Test, FUEL-T TEMP SEN, Gas Pump Command State, Glow Relay, HALF BACK DOOR, Hazard Answer Back, Hazard Lamp, HDC DISP, HDC Display, Head Lamp High, Head Lamp Washer, HEAD LAMP(HI), Head Lamp, Head Lamps, Headlamp High, Headlamp Low, Headlamp Washer, Heater Relay Unit, Heater Valve Flow, HEATING RESISTOR RELAY 1, HEATING RESISTOR RELAY 2, HEATING RESISTOR RELAY 3, High Beam Assist Test, High Beam Lamp Test, High Pressure Circuit Leak Test, Horn Acknowledgement Signal, Horn Chirp Test, HORN LAMP, Horn Test, Horn, Horn-IPDM-E, Horn-Multi Remote Ent, HPCR Fuel Act Override, Hv Battery Cooling Fan, HVAC Test, Hydraulic Control, HYDRAULIC PRESSURE RELEASE, IACV-AAC/V Opening, ICC Buzzer, ICC Warning Lamp, ID REGIST WARNING, Idle Target RPM, Ign Cont2, IGN KEY WARN ALM, Ignition Accessory Battery Saver, Ignition Cont1, Ignition Cont2, Ignition Cylinder 1, Ignition Cylinder 2, Ignition Cylinder 3, Ignition Cylinder 4, Ignition Illumination, Ignition Key Gong, Ignition Key In Alarm, Ignition Key Warning Alarm, Ignition On Ind, Ignition On Warning System, Ignition Relay, Ignition Switch LED Power, Ignition Timing (Mode 1), Ignition Timing (Mode 3), Ignition Timing, Ill Dim Signal, Illumination Dim Signal, Immobilizer Lamp, INDICATOR LAMP DRIVE, Indicator, Injection Pressure Regulator, Injector Cylinder 2, Injector Cylinder 3, Injector Cylinder 4, Injector-Cylinder 1, Inside ANT Diagnosis, Inside Buzzer, Instrument Cluster Indic. Lamps, INT LAMP, INT V/T ASSIGN ANGLE, INT V-T ASSIGN ANGLE, Intake Duct S/V, Intake Manifold Pressure Solenoid, Intake Valve Timing Control Solenoid Valve, Intank Fuel Temperature Sensor, INTELLIGENT KEY LINK (CAN), Intelligent Key Link, Interior Lamp, Interior Lamps, Interrupt Disp, Key Fob Low Battery Warning, Key Fob Power Window Test, Key Lock Solenoid, Key Reminder Warn, Key Reminder, Lamps, Lane Departure W/L, Lane Departure Warning Display, LANE DEPARTURE W-L, LCD, LDP Buzzer, LDP ON IND, Ldp On Indicator, LDP Warning Indicator, LDP Warning Lamp, LDW On Indicator, LDW Warning Indicator, LDW Warning Lamp, LED LH INDICATOR, LED, Left Exterior Mirror LED Test, Left Solenoid, Levelizer Test, Lifting motor, Light On Alarm, LIGHT WARN ALM, Lock (Central Locking), Lock Doors, Lock Indicator, Lock Operation, Low Beam Swivel Test Left, Low Beam Swivel Test Right, LOW BEAM TEST LEFT, LOW BEAM TEST RIGHT, Low Pressure Fuel Pump, Low-Beam Headlight Left, Low-Beam Headlight Right, LPG Air Fuel Ratio Revision Value, LPG Shutoff Valve Relay, Luggage Lamp Test, Lumbar support (Up-Down) motor, Malfunction Status Of Stop/Start System, MAP/Baro SW/V, Master Warning Active, Memory Indicator 1, Memory Indicator 2, MEMORY SW INDCTR, Meter Buzzer, Meter Lamp, Mirror +5 V Test, MIRROR MOTOR LH, MIRROR MOTOR RH, Mixture Ratio, Mode 1 DIG Power Balance Cylinder 1, Mode 1 DIG Power Balance Cylinder 2, Mode 1 DIG Power Balance Cylinder 3, Mode 1 DIG Power Balance Cylinder 4, Mode 1 DIG Power Balance Cylinder 5, Mode 1 DIG Power Balance Cylinder 6, Mode 1 DIG Power Balance Cylinder 7, Mode 1 DIG Power Balance Cylinder 8, Mode 3 DIG Power Balance Cylinder 1, Mode 3 DIG Power Balance Cylinder 2, Mode 3 DIG Power Balance Cylinder 3, Mode 3 DIG Power Balance Cylinder 4, Mode 3 DIG Power Balance Cylinder 5, Mode 3 DIG Power Balance Cylinder 6, Mode 3 DIG Power Balance Cylinder 7, Mode 3 DIG Power Balance Cylinder 8, Motor Fan, MOTORIZED THROTTLE, Oil Pressure Sw, Oil Pressure Switch, Optic Axis Active Test, Outside Air Temperature Diagnosis, Outside Buzzer, Oxygen Sensor 1 Heater, Oxygen Sensor 2 Heater, P Range, P/REG

CONT SOL/V, Panic Alarm, Parcel Shelf, Parking Brake Full Release, Parking Lamp, Partial Load Operation Crankcase Ventilation Valve, Passenger Door Lamp, PB SW indicator ON, PBD, Pedal Motor, Power Balance (Cylinder #1), Power Balance (Cylinder #2), Power Balance (Cylinder #3), Power Balance (Cylinder #4), Power Balance (Cylinder #5), Power Balance (Cylinder #6), Power Balance (Cylinder #7), Power Balance (Cylinder #8), Power Balance, Power Slide Door, Power Sliding Door, POWER WINDOW (LH-RH), Power Window Down, Power Window Remote Down Set, PRES Regulator, Pressure Control Solenoid A, Pressure Control Solenoid B, Pressure Control Solenoid C, Programming CI Touch Point, PROGRAMMING THROTTLE LIMITS, PRVR Solenoid, PSD PBD Open Test, PTC Heater Relay 1, PTC Heater Relay 2, PTC Heater Relay 3, PTC Relay-1, PTC Relay-2, PTC Relay-3, Purg Vol Cont/V, PURG VOL CONT-V, Purging Switchover Valve, Push Switch Indicator, RAB Warning Lamp (Malfunction), RAB Warning Lamp (Operation), Radiator Fan Drive, Radiator Fan Output Hi, Radiator Fan Output Lo, Radiator Fan Relay Test, Radiator Fan Relay, RCTA-BSW Indicator, Read Tire Id, READY Indicator Lamp, Rear Assist Window, Rear Buzzer, Rear Defogger Indicator, Rear Defogger, Rear Driver Window, Rear Left Door Lamp, Rear Left Solenoid, Rear O2 Diagnosis, Rear Right Door Lamp, Rear Right Solenoid, Rear Window Defogger, Rear Wiper, Reclining motor, Recycle Air Memory Switch, Release Hand Warning, Remote Engine Starter, Retractable Mirror, Reverse Gear Reset Values Of Shift Operations, Reverse Lamp, Reverse Warning, Right Exterior Mirror LED Test, Right Solenoid, Rise Up Wiper Test, RL Shock Absorber, RL Tire Disp, ROOF LATCHED LH-RH, ROOF STATE OUTPUT(AUDIO), ROOF SYSTEM, Roof, RR Fog Lamp, RR LH ABS Solenoid (ACT), RR LH ABS SOLENOID(ACT), RR LH SOL, RR O2 Sensor Heater, RR RH ABS Solenoid (ACT), RR RH ABS SOLENOID(ACT), RR RH SOL, RR Shock Absorber, RR Tire Disp, RR Wiper, RTCV Hysteresis Test, RUN FLAT TIRE W/L, Run Flat Tire Warning Buzzer, RUN FLAT TIRE W-L, RUN FLAT-T WARN BUZZER, SCB/V Cont SOL/V, SCR Performance, SCV Solenoid, Seat belt lamp test, Seat Belt Warn Test, SEAT LIFT, SEAT LIFTER FR, Seat Lifter Front, Seat Lifter Rear, SEAT LIFTER RR, SEAT LIFTER, Seat Reclining, SEAT SLIDE, Secondary Air Cut Solenoid, Security Horn, Security Indicator, Setting Initialize Completion Flag, Shift Lock Solenoid, Shift Solenoid A, Shift Solenoid B, Shift Solenoid C, Shift Solenoid D, Shift Solenoid E, Shift Spot Lamp Test, SHIFTLOCK SOLENOID TEST, SHIFTLOCK SORENOID TEST, Short Cranking Output, Siren, Sliding motor, Slow Mode, SOFT TOP SYSTEM, Solenoid Actuator Driving FR 2 Wheels, Solenoid Actuator Driving FR-LH, Solenoid Actuator Driving FR-RH, Solenoid Actuator Driving RR 2 Wheels, Solenoid Actuator Driving RR-LH, Solenoid Actuator Driving RR-RH, Solenoid Driving FR-LH, Solenoid Driving FR-RH, Solenoid Driving RR, Solenoid Driving RR-LH, Solenoid Driving RR-RH, Sonar buzzer, Speaker Mute Signal, Speed Sensor Function, START Button Illumination, Starter Cut Relay, Stationary Cornering Lamp Low, Steering Reaction Force Activation, Step Lamp Test, Stop Current Command, Stop Lamp 1, Stop Lamp 2, Stop Lamp 3, Stop Lamp Off Relay 1 Active, Stop Lamp Off Relay 2 Active, Stop Lamp Off Relay, Stop Lamp ON Relay Active, Stop Lamp On Relay, Stop Lamp, Stop Light Relay, Stop start OFF switch indicator, STORAGE LID, Stratified Direct Injection Timing Angle, Stratified EGR Position, Sub Fuel Cont Sol /V, Sub Fuel Pump Relay, Super Charger Clutch Relay, Super Lock, Supercharger Clutch Relay, SWIRL CONT SOL VALVE, Swirl Control Valve, Switch lamp 2, Switch lamp 3, Switch Lamp, SYSTEM ON LAMP DRIVE, Tail Lamp, Tail Light, TANK FUEL TEMPERATURE SENSOR, TARGET EGR ANGLE, Target EGR Position, Target Electric Throttle Control Angle, Target Equivalence Ratio Control, Target Fan RPM, Target Idle Speed, TC Bypass Valve, TC-SC BYPASS VALVE, TCV Power System Test, TELESCO MOTOR, THEFT IND, Theft Indicator, Thermostat Heater Control Solenoid Valve, Thigh support motor, Third O2 Sensor Heater, Third O2/S Diagnosis, Throttle Valve Position Setpoint, Tilt Motor, Tire Pressure Warning Lamp, TPMS ID flat tire warn, TPMS ID Registration Warning, TPMS LAMP WARN TEST, Truck Relay Test, Truck Unlock Test, Trunk Locall Identifier, Trunk Open Test, TRUNK OPENER, Trunk/Back Door, Trunk/Glass Hatch Open, Trunk/Glass Hatch, Trunk-back door, TRUNK-GLASS HATCH, Trunk-Luggage Lamp Test, Trunk-luggage lamp, Tumble Control

Valve, TUMBLE CONTROL VALVE~TUMBLE CONTROL VALVE, Turbocharger Boost Control Actuator, Turbocharger Boost Control Solenoid Valve, Turbocharger Wastegate Solenoid Valve, Turbocharging Solenoid Valve, Turn Disp, Turn display (LH), Turn display (RH), TURN SIGNAL LAMP LEFT, TURN SIGNAL LAMP RIGHT, Unit Characteristics Data, Unlock Doors, Unlock Driver Door, Unlock Passenger Door, Unlock Rear Doors, UPSTREAM O2 SENSOR HEATING, V/T Assign Angle, Valve Tests, Valve Timing Sol, Variable Duct Solenoid Output, VC/V Bypass/V, VCR System, Vehicle Disp, Vehicle Height Standard Position Forcing Return, Vehicle Security Horn, VEHICLE SECURITYT HORN, Vent Control Valve, VENT CONTROL-V, VIAS S/V-1, VIAS Solenoid, VIAS S-V-1, VIAS S-V-2, Vibration Motor, VMC left turning operation indication, VMC Right turning operation indication, Voltage Pattern Output, VTC Solenoid, VVL Int Exh Solenoid Simultaneous Drive, VVL Solenoid Exhaust, VVL Solenoid Intake, W/G, Warning Buzzer, Warning Lamp, Warning System Indicator, Warning Tone Gen. Roof Position, Washer Fluid Pump Relay, Wastegate Actuator, Water Temperature, Welcome Light, Window lifter, front, Window lifter, rear left, Window lifter, rear right, YAW STEP L, YAW STEP R, Yellow Lane Dep.Warng.Indic. Lamp

New Subaru Coverage

- Added coverage for 164 new system applications

256 new Adjustment type special tests:

2 Steps Fade Out Control Function, 3rd Center Seatbelt Warning Buzzer Function, 3rd Left Seatbelt Warning Buzzer Function, 3rd Right Seatbelt Warning Buzzer Function, 4th Center Seatbelt Warning Buzzer Function, 4th Left Seatbelt Warning Buzzer Function, 4th Right Seatbelt Warning Buzzer Function, A/C Auto Switch Mode, A/C Operation Limit History Counter Clear, aCol Function, Actuator Initialization, Advanced Park Parallel Parking Control Area, Advanced Park Perpendicular Parking Control Area, AFS Function, AHS Function, AHS Operation Vehicle Speed Setting (Pattern1), AHS Operation Vehicle Speed Setting (Pattern2), AHS Operation Vehicle Speed Setting (Pattern3), Air Bleeding, All Readiness, Ambient Temperature Adjustment, AT learning mode, ATF Deterioration Degree Indication, Audio Information Display Function, Auto Door Lock Pattern Setting (Speed), Auto Entry Cancel 2 Setting, Auto Entry Cancel Setting, Auto Retractable Power Door Mirror Open Close ON/OFF Setting, Auto Retractable Power Door Mirror Open Trigger Setting, Automatic Door Lock Function, Automatic Door Lock Setting, Automatic Door Unlock Function when D-Door Open, Automatic Door Unlock Setting, Automatic Light Off Timing Setting, Automatic Mirror Fold Setting, Backup Battery Replacement Reset, Battery Status Info Update, Body Control with Torque Demand, Brightness Level Adjust (Canceling), Brightness Level Adjust (Lowering), Camera Caution Display Settings, Camera Guide Line Settings, Clear Abnormal Operation History, Clear AT Learning Value, Clearance Warning Buzzer Volume, Compressor Auto Mode, Daytime Running Light Function, DCM Operation History, Diag Recorder Settings, Door Auto Lock Timer Setting, Door Handle Lock Button, Door Key Related Close, Door Key Related Open, Door Key Related Operation, Door Lock Answerback Sound Setting, Door Lock Indicator Function, Door Lock Indicator Pattern Setting (IG OFF), Door Lock Indicator Pattern Setting (IG ON), Door Open SW Operation Adjust, Door Unlock Sensor Touch Time Adjust, Driver Seat Distance Adjust when Get Off, Driver Seat Lift Up Distance Adjust when Get Off, Driver Seatbelt Warning Buzzer Function, DRL Function, ECO Drive Indicator Zone Display Function (Meter), ECO Drive Indicator Zone Display Function, ECO Mode Control, Efficient Ventilation Mode, Electronic Swivel Function, Entry Unlock Twice Function, EPB Initialize, EV Mode Cruising Range Reset, Evaporator Control, Extended Headlight Lighting, Exterior Lights Lighting Timer Setting, Exterior Lights ON Function, Exterior Lights ON when Approached Function, Exterior Lights ON when Door Opened Function, Exterior Lights ON when Door Unlocked Function, Fan speed increment control, Flasher Sound Volume Adjust, Foot/DEF Auto Mode, Foot/Def Automatic Fan Speed Increase Function, Forced Actuator Refresh, Forget to Turn IG OFF Alarm Function, Fresh/Recircle Air Door

Auto Mode, Front Center Seatbelt Warning Buzzer Function, Front SW Auto Operation, Glass Hatch Open Function, Hazard Answer Back Function, Headlight ON in Conjunction with Wiper Function, High Voltage Fuse Accumulated Load History Reset, Idle Speed Adjustment, Ignition Available Area Setting (Back Door Type), Ignition Available Area Setting (Trunk Lid Type), Initial Button Setting, Initial Security Setting, Initialization, Inspection Mode After ATF,T/M Exchange, Interior Footwell Lights Function, Interior Illumination Light 2 Function, Interior Illumination Light 3 Function, Interior Lights Lighting Timer Setting, Interior Lights ON Function, Intrusion Sensor 1 Sensitivity Level Adjust, Intrusion Sensor 2 Sensitivity Level Adjust, Intrusion Sensor Reduction in Sensitivity Setting, Intrusion Sensor Sensitivity Level (Window Open), Intrusion Sensor Sound Detection Function, Ion Generate Control, IPA Obstacle Avoidance Distance, IPA Parallel Parking Control Area, IPA Perpendicular Parking Control Area, Key Left in Vehicle Alarm Function, Key Low Battery Warning Function, Kick Sensor Operation Function with ACC ON, Lane Change Flashing Times Adjust, Left the Key Prevention Funct (Battery Remove), Light Auto OFF Delay Setting, Light Blink Clearance Lights at Unlock Function, Light Control Glass Brightness Memory Function, Light Control Glass Voice Control Function, Light up Clearance Lights at Door Unlock Function, Lock Indicator Lighting Time Adjust, Lost Communication Time Initialization, Master Caution Display Function, Memory Call Function, Memory Initialization, Mode/All Flow, Mode/Heat III, Mode/Vent II, Multi Weather Light Function, Noise and Vibration Reduction, ODO Display Time After IG OFF Adjust, Open Door Warning Function, Operation History Clear, Outside Air Mode Auto Switch Function, P/W Operation Buzzer W/ Transmit Function, Panic Function, Park Wait Time Adjust, Passenger Seatbelt Warning Buzzer Function, PCS Cooperate Function, PKSA (O) Auto Mute Function, PKSA (O) Forward Detection Image Display, PKSA (O) Image Display when Away from the Obstacle, PKSA (O) Judgment of Obstacle on Course, PKSA (O) Switch State Stored, PKSB (O) Function, PKSB (O) Target Stopping Distance, PKSB (P) Function, PKSB (P) Target Stopping Distance, PKSB (P) Width Adjustment (Y Axis), PKSB (V) Function, PKSB (V) Operation Timing Setting, PKSB (V) Sensitivity, PKSB Switch State Stored, Power Saving Wait Time(Out Of Entry Range), Power Steering ECU Initial Setting, Power Window Voice Control Function, Projection Adjustment (Distortion), Projection Adjustment (Keystone), Projection Adjustment (Tilt), Proposal Service Frequency Adjust, Proposal Service Volume Adjust, Proposal Services Function, R Wiper Stop Function at Back Door/Trunk Lid Open, RAB Operation Record Data, Rain Mode, Rear Center Seatbelt Warning Buzzer Function, Rear Left Seatbelt Warning Buzzer Function, Rear Right Seatbelt Warning Buzzer Function, Rear Seatbelt Warning Buzzer Function, Rear Sunshade linked with Shift Lever R Funct, Rear SW Auto Operation, Rear Wiper Washer Function, Rear Wiper with Reverse Setting, Record Clear, Refrigerant Pressure History Clear, Refrigerant Shortage Check, Remote Air Conditioner Start Setting, Remote Air Conditioner Stop Setting, Remote Door Lock Setting, Reset Memory, Response Time Adjust, Reverse Buzzer Setting, Reverse Coupled Actuation Mirror Angle Setting, Reverse Interlocking Door Mirror Last Memory ON/OFF Setting, Reverse Interlocking Door Mirror ON/OFF Setting, Reverse Interlocking Door Mirror Tilt Down Side Setting, Seat Airflow Mode Setting, Seat Position Voice Control Function, Seat position/Tilt Telesco memory recall setting, Security Control with Mechanism Key Function, Sensitivity Adjust, Servomotor Initialization, Set Temperature Shift, S-FLOW Control Auto Function, Shift Lever R Signal Delay Time Adjust, Shift Linked Automatic Door Lock Function, Shift Linked Automatic Door Unlock Function, Simple Roughness Monitor, Slide Roof Open Warning Function, Slide Roof Voice Control Function, Speed Alarm Buzzer Function, Speed Limit Display Function, Speed Linked Automatic Door Lock Function, Speed Linked Automatic Door Unlock Function, Start Indicator Function, Start Off Mode, Start Switch Light Function, System Initialization, Tail Remind Buzzer Function, Telematics Microphone Volume Adjust, Telematics Speaker Volume Adjust, Tire Circumference Setting, Tire Pressure Sensor Registration, Torque Sensor Adjustment, Touch Activation Over Threshold, Town Mode, Traffic Sign Recognition Animation Function, Trunk Lid Linked with Door Lock Function, Trunk Lid Open Mode Function, Trunk Lid Operation by Electrical

Key Function, Trunk Lid Operation by Entry Function, Tunnel Beam Function, Turn by Turn Animation Function, Ultrasonic Sensor (Front Center) Detection Range, Ultrasonic Sensor (Front Corner) Detection Range, Ultrasonic Sensor (Rear Center) Detection Range, Ultrasonic Sensor (Rear Corner) Detection Range, Ultrasonic Sensor (Side) Alarm Detection Range, Ultrasonic Sensor (Side) Alarm Function, Ultrasonic Sensor Actuation (Shift N), Unlock Key Twice Function, Variable compressor break-in drive, Variable Flow Change Sol Duty Setting, VIN Entry, Voice Guidance Function, Walk Away Lock after Getting Out Func (Closing), Walk Away Lock after Getting Out Function, Warning by Horn Function, Window Open Warning Function, Wiper Specification Switch, Wiper Voice Control Function, Wireless Backdoor Open Operation Adjust, Wireless Buzzer Response Function, Wireless Buzzer Volume Setting, Wireless Control Function, Wireless Glass Hatch Open Operation Adjust, Wireless Key Related Close, Wireless Key Related Open, Wireless Key Related Operation, Wireless Lock Function with Doors Open, Wireless Trunk Lid Open Operation Adjust, Wireless Unlock Twice Function, Zero Point Calibration

671 new Actuation type special tests:

2nd START Indicator, 4LO Indicator, 4WD AUTO Indicator, 4WD Indicator (Green), 4WD Indicator (Yellow), 4WD Lock Indicator, 4WD Warning, A/C Change Setting, A/C Compressor Relay, A/C Relay, A/T Oil Temperature, AAI Solenoid Valve, ABS Function Test, ABS Sequence Control Mode, ABS Warning, AC Compressor Relay, A-C Driving Demand, Activate SL1 Solenoid, Activate SL2 Solenoid, Activate SL3 Solenoid, Activate SL4 Solenoid, Activate SLT Solenoid, Activate the (Inverter) Water Pump, Activate the Charger Cooling Fan, Activate The Solenoid (SC1), Activate The Solenoid (SC2), Active Grill Shutter Test, Active TRC Indicator, ACTIVE TRC Warning, Advanced Parking Guidance Indicator, AFS Indicator (Malfunction) Display, AFS OFF Indicator, AHS LH High Beam, AHS RH High Beam, Air Inlet Damper Control Servo Motor, Air Mix Door Actuator Target Open (Driver Side), Air Mix Door Actuator Target Open (Passenger Side), Air Suspension Indicator (HI), Air Suspension Indicator (LO), Air Suspension Indicator (N), Airbag Warning, Airmix Dr Act Trgt Open Angle (Drivers), Airmix Dr Act Trgt Open Angle (Pass), All Lamps, All seat UNLOCK output, All seats door warning, Alternator control mode, AM Seek Up/Down, Ambient Air Temperature setting, Ambient Temperature, ASL Indicator, ASL Warning, AST Indicator, A-T Indicator Operation (2), A-T Indicator Operation (3), A-T Indicator Operation (4), A-T Indicator Operation (B), A-T Indicator Operation (D), A-T Indicator Operation (L), A-T Indicator Operation (N), A-T Indicator Operation (P), A-T Indicator Operation (R), A-T Indicator Operation (S), A-T Indicator Operation (Sport M), A-T Indicator Operation (Sport S), A-T Oil Temperature Warning, A-T P Warning, Auto Air Conditioner Indicator, Auto Leveling Headlamp Indicator, Auto LSD Indicator, Auto Power OFF Cancel, AUTO switch mode setting, Auto Switch, Automatic High Beam Indicator (Green), Automatic High Beam Indicator (Yellow), Automatic High Beam Switch Light, Auxiliary Battery Warning, AVS Comfort Indicator, AVS Sports Indicator, AWD Linear Solenoid, AWD Mode Select, AWD Solenoid, AWD, Back Door Sensor Power Supply, Beep, Blower Fan Level Setting, Blower Level, Brake Hold Indicator, Brake Lamp Lighting Operation, Brake Maintenance Mode, Brake Override Warning, Brake Warning, Brightness, BSM Indicator, BSM OFF Indicator, Buzzer Operation (1.6khz, Vol S, W-O Damping), Buzzer Operation (2.0khz, Vol S, W-O Damping), Buzzer Operation (2.4khz, Vol L, W-O Damping), Buzzer Operation (800hz, Vol L, W- Damping), Buzzer Operation (800hz, Vol L, W-O Damping), Buzzer Operation (800hz, Vol S, W- Damping), Buzzer Operation (800hz, Vol S, W-O Damping), Cancel Communication Function Pausing, Canister Purge Control Solenoid, Cargo Light, Center DIFF LOCK Indicator, Charge Indicator, Charge Warning (Red), Charge Warning, Charge, Check E/G warning, Check Engine Warning, Check Mode, Clearance Light (+ Front Side Marker Light), Clutch PC Solenoid 2, Clutch Pressure Control Solenoid Valve, CNG Mode Indicator, Collision Door Lock Release, Color Check, Color Check: Black, Color Check: Blue, Color Check: Cross Talking, Color Check: Gradation, Color Check: Green, Color Check: Red, Color Check: White, Color Test Screen (Adjustment), Color Test Screen

(Black), Color Test Screen (Blue), Color Test Screen (Color Bars), Color Test Screen (Green), Color Test Screen (Red), Color Test Screen (White), Compression monitor, Compression Test, Connect The TC And TE1, Control the Motor/Generator Cooling Oil Pump, Control the Transmission Oil Pump, Coolant Circulation Valve Control, Coolant Cool Warning Lamp, Coolant Hot Warning Lamp, Cooling Electric Expansion Valve, Cornering Light-Front Side Illuminate Light (Dim), Cornering Light-Front Side Illuminate Light, CRAWL Indicator, CRAWL Warning, Cruise Indicator (Yellow), Cruise Indicator, D range display, Daytime Running Light, DCM Firmware Update, D-Door Unlock, Dealer Check Mode Procedure, Diag Recorder Data delete, Diag Recorder Data output, Diesel Particulate Filter Warning, Digital Audio Broadcast Antenna Check, Digital TV check, Dimmer Signal, Door Lock, Door Mirror Indicator Active Test, Door Open Warning, Door Unlock, Down range display, Downhill Assist Control Indicator, Downhill Assist Control Warning, Drift From The Lane Indicator, Drift From The Lane Warning, Driver Door, Driver Seat Belt Reminder, Driver Seat Mirror Operation Test, Driver Seat Sensor Power Supply, Driver Side Seat Belt Warning, Dual-Range LO Indicator, E/G remaining oil warning, ECB Main Relay, ECB Solenoid (SLA), ECB Solenoid (SLR), ECB Utility, ECB Warning, ECO Mode Indicator, ECONO Indicator, ECT PWR Indicator, ECT SNOW Indicator, EGR Control, EGR Valve Control (Duty), EGR Valve, ELCM pump, ELCM switching valve, Electrical Fan, Emergency Call Cancellation, Emergency Exit Warning, EPB Active, EPB Auto OFF Indicator, EPB Control Switch, EPB Hill Hold, EPS Indicator Lamp, EPS Warning, EV Drive Indicator, EV Mode Indicator, Exhaust Control Valve Control, EXO, Extended Illumination 1, Extended Illumination 2, EYESIGHT failure, Fixed Idle Ignition Timing, FM Seek Up/Down, FR Clutch Solenoid, Fr Control Rear Air Outlet Damper Servo Motor, Fresh/Rec Air Dr Act Trgt Open Angle, Front Air Mix Damper Control Servo Motor, Front Air Outlet Damper Control Servo Motor, Front Buzzer, Front Deicer Relay, Front Evaporator Magnetic Valve, Front Fog Lamp Indicator, Front Fog Light, Front Footwell Lights, Front Left Air Mix Damper Control Servo Motor, Front Left Air Outlet Damper Control Servo Motor, Front Left Seat Blower, Front Left Seat Heater, Front Right Air Mix Damper Control Servo Motor, Front Right Air Outlet Damper Control Servo Motor, Front Right Seat Heater, Front Sliding Sunshade, Front Washer Relay, Front Wiper Hi Operation, Front Wiper Lo Operation, Fuel Cap Reminder Warning, Fuel efficiency gauge (ECO gauge) 1/2 scale command, Fuel efficiency gauge (ECO gauge) 1/4 scale command, Fuel efficiency gauge (ECO gauge) 3/4 scale command, Fuel efficiency gauge (ECO gauge) MAX scale command, Fuel efficiency gauge (ECO gauge) MIN scale command, Fuel Filter Warning, Fuel Gauge Indicator, Fuel Gauge Operation (1-2), Fuel Gauge Operation (1-4), Fuel Gauge Operation (3-4), Fuel Gauge Operation (Empty), Fuel Gauge Operation (Full), Fuel Gauge Operation (Sender E), Fuel Gauge Operation (Sender F), Fuel Gauge Operation (Warning), Fuel Gauge Operation For CNG (1-2), Fuel Gauge Operation For CNG (1-4), Fuel Gauge Operation For CNG (3-4), Fuel Gauge Operation For CNG (Empty), Fuel Gauge Operation For CNG (Full), Fuel Gauge Operation For CNG (Sender E), Fuel Gauge Operation For CNG (Sender F), Fuel Gauge Operation For CNG (Warning), Fuel Lid Lock Relay, Fuel Pressure Solenoid, Fuel Pump Control, Fuel Pump OFF, Fuel Pump Relay, Fuel sender E-point command, Fuel sender F-point command, Fuel Tank Sensor Control Valve, Fuel Warning (CNG), Fuel Warning Lamp, Glass Hatch Open, GLOW Warning, Go To Service Warning, Green Indicator, HBA OFF/FAIL, HBA, Head Up Display Indicator, Headlamp Indicator, Headlight Leveling Indicator Display, Headlight Leveling Initialize Incomplete Display, Headlight Relay-Light Power Supply Relay, Headlight System Malfunction Display, Heater Valve, Heater Water Temperature Setting, Heating Electric Expansion Valve, Height High Indicator, Height High Warning, HID auto leveler, High Beam Headlight, High Beam Indicator, High Pressure Magnetic Valve, Hill start assist OFF/failure indicator, Hold Indicator, Horn Output, HV System Indicator (0%), HV System Indicator (100%), HV System Indicator (200%), HV System Indicator (300%), HV System Indicator (400%), HV System Indicator (-50%), HV System Indicator (MAX), HV System Indicator (MIN), HV Unit Hot Warning, HV-EV System Indicator (0%), HV-EV System Indicator (100%), HV-EV System Indicator

(200%), HV-EV System Indicator (300%), HV-EV System Indicator (400%), HV-EV System Indicator (-50%), HV-EV System Indicator (MAX), HV-EV System Indicator (MIN), Hybrid Battery Charge, Hybrid Battery Heater Relay, Hybrid System Warning, Hydrogen Leak Warning, ICS OFF Warning, IG OFF P-W Control Permission Output, IGN 1, IGN 1/2, IGN 2, Illuminated Entry System, Illumination Lights Test, Immobilizer Indicator, Immobilizer, iMT Indicator (Green), iMT Indicator (Yellow), Injection Quantity Control, Injection Stop Mode (Injector 1), Injection Stop Mode (Injector 2), Injection Stop Mode (Injector 3), Injection Stop Mode (Injector 4), Injection Stop Mode (Injector 5), Injection Stop Mode (Injector 6), Injector 1, Injector 2, Injector 3, Injector 4, Injector 5, Injector 6, Inside Luggage Tuner Power Supply, Inspection Mode, INTUITIVE P-A LCD Indicator, INTUITIVE P-A LCD OFF Indicator, In-Vehicle Air Temperature Setting, Ion Generator, KDSS Warning, Key Cylinder Illumination, Keyless Buzzer, L range display, LANE OFF, LDA Indicator (White), LDA Indicator, LDA Steering Control Indicator, LDA Warning, LED Headlamp Warning, LED LO beam, LED Switch Lighting Test, Left LDA Indicator, Left LDA Warning, Left Steering Responsive Headlight, Left Turn Signal Indicator, Light Control Glass Relay, Light Control Switch (DOWN), Light Control Switch (Single), Light Control Switch (UP), Limited Power Indicator, Line Solenoid, Lithium Battery Check Indicator, Lithium Battery Hot Indicator, lock actual. LOCK output, Lock-Up Duty Solenoid, Low Beam Headlight, Low Beam, Low Fuel Warning Indication, Low Pressure Magnetic Valve, LP - EGR Valve Control, LPG Indicator, Luggage Mode Indicator (Yellow), Luggage Mode Indicator, Maintenance Warning, Master Warning, Meter 1/2 scale command, Meter 1/4 scale command, Meter 3/4 scale command, Meter Day Mode Switch, Meter Display (0), Meter Display (1), Meter Display (2), Meter Display (3), Meter Display (4), Meter Display (5), Meter Display (6), Meter Display (7), Meter Display (8), Meter Display (9), Meter Display (All), Meter E scale command, Meter F-scale command, Mirror Fold Signal, Mirror Return Signal, MMT E Mode Warning, Mode Door Actuator Opening Angle Target, Motor Relay, Multi Display All (White), Multi Display Default Screen, Multi Display Select Switch, Multi Switch (Back), Multi Switch (Down), Multi Switch (Enter), Multi Switch (Left), Multi Switch (Right), Multi Switch (Top), Multi Switch (Up), N range display, Navi CVT Indicator, Night Brightness Check, Night Brightness Check: Dark, Night Brightness Check: Most Bright, Night Brightness Check: Most Dark, Night Brightness Check: Standard, Night View Indicator, No-key warning, Noon Brightness Check, Noon Brightness Check: Bright, Noon Brightness Check: Dark, Noon Brightness Check: Most Bright, Noon Brightness Check: Most Dark, Noon Brightness Check: Standard, O-D OFF Indicator, Odometer numerical device display 0, Odometer numerical device display 1, Odometer numerical device display 2, Odometer numerical device display 3, Odometer numerical device display 4, Odometer numerical device display 6, Odometer numerical device display 7, Odometer numerical device display 8, Odometer numerical device display 9, ODO-TRIP Change Switch, OFF Road Guidance Indicator, OFF Road Guidance Warning, Oil Level Warning, Oil Pressure Meter Operation (1-2), Oil Pressure Meter Operation (1-4), Oil Pressure Meter Operation (3-4), Oil Pressure Meter Operation (HIGH), Oil Pressure Meter Operation (LOW), Oil Pressure Warning, Oil Pressure, Outside Mirror Footwell Lights, Over Speed Indicator, Overhead Tuner Power Supply, P Range Display, P Range Indicator, Panel Light, Park Warning, Part Number, Passenger Door, Passenger Seat Mirror Operation Test, Passenger Seat Sensor Power Supply, Passenger Side Seat Belt Warning, P-CR OFF, PCS OFF Warning, PCS Warning, PCV Test, Pedestrian Protection Warning, Position light, Power Meter (100%), Power Meter (-100%), Power Windows Tests, PPS Warning, Primary Down Solenoid, Primary Up Solenoid, PTC Heater, Quantity of Sunload Setting, R range display, Radar Cruise Indicator (Yellow), Radar Cruise Indicator, Radiator Fan Relay, Range Display Test, RCD OFF Indicator, RCTA Indicator, RCTA OFF Indicator, Ready Indicator, Rear Air Mix Damper Control Servo Motor, Rear Blower Level, Rear Buzzer, Rear Defogger Relay, Rear Defogger, Rear DIFF LOCK Indicator, Rear Differential Inspection Mode, Rear Driver Side Sensor Power Supply, Rear Fog Lamp Indicator, Rear Fog Light, Rear Inner Wheel Control Indicator, Rear Inner Wheel Control Warning, Rear Inverter Cooling Fan, Rear Left Door, Rear Left

Seat Heater, Rear Light Indicator, Rear Passenger Side Sensor Power Supply, Rear Right Air Mix Damper Control Servo Motor, Rear Right Door, Rear Right Seat Heater, Rear Seat Belt Warning, Rear Washer Relay, Rear Wiper Operation, Recline Motor Backward, Recline Motor Forward, Red Indicator, Reductant Warning, Refrigerant Gas Volume Check, Relay for Interior Light Auto Cut Function, Reverse Signal, Ride Mode Indicator, Right LDA Indicator, Right LDA Warning, Right Steering Responsive Headlight, Right Turn Signal Indicator, ROM ID, Seat Slide Backward, Seat Slide Forward, Secondary Air Combi Valve 1, Secondary Air Combi Valve 2, Secondary Air Pump Relay, Secondary Solenoid Current, Security Horn, Security Indicator, Self Power Siren, SET Indicator, Shift Indicator Lamp, Shift Lock Solenoid, Shift-By-Wire Warning, Signal Check, SIL Indicator (Down), SIL Indicator (Up), Slide Roof, Slip Warning, Smart System Indicator, Smart System Warning, SOC Gauge (1-2), SOC Gauge (1-4), SOC Gauge (3-4), SOC Gauge (MAX), SOC Gauge (MIN), SOC Warning, Software Information, Software version, Solenoid Relay, Sounder Output, Speaker Output Check(Harman/Kardon Audio Speakers), Speaker Output Check, Speaker Output Volume Adjustment, Speed Signal Input (0), Speed Signal Input (120), Speed Signal Input (160), Speed Signal Input (200), Speed Signal Input (240), Speed Signal Input (280), Speed Signal Input (320), Speed Signal Input (360), Speed Signal Input (40), Speed Signal Input (400), Speed Signal Input (80), Speedometer Operation (0km-H,0mph), Speedometer Operation (200km-H,200mph), Speedometer Operation (240km-H,240mph), Speedometer Operation (280km-H,280mph), Speedometer Operation (320km-H,320mph), Speedometer Operation (360km-H,360mph), Speedometer Operation (400km-H,400mph), Speedometer Operation (40km-H,40mph), Speedometer Operation (80km-H,80mph), Speedometer test, Sport Indicator (CVT Sport), SRH OFF, SRVD OFF, SRVD, Start SW Character Illumination Lighted, Start SW Indicator Lighted (Green), Start SW Indicator Lighted (Orange), Start SW Light Power Supply, Steering Heater Indicator (Yellow), Steering Heater, Steering lock power supply, Stop And Start OFF Indicator, Stop And Start ON Indicator, Stop Lamp Relay, STSW, Sub Fuel Gauge Operation (1-2), Sub Fuel Gauge Operation (1-4), Sub Fuel Gauge Operation (3-4), Sub Fuel Gauge Operation (Empty), Sub Fuel Gauge Operation (Full), Sub Fuel Gauge Operation (Sender E), Sub Fuel Gauge Operation (Sender F), Sub Fuel Pump Relay, Tachometer Operation (0rpm), Tachometer Operation (10000rpm), Tachometer Operation (2000rpm), Tachometer Operation (3000rpm), Tachometer Operation (4000rpm), Tachometer Operation (5000rpm), Tachometer Operation (6000rpm), Tachometer Operation (7000rpm), Tachometer Operation (8000rpm), Tachometer Operation (9000rpm), Tachometer test, Taillamp Indicator, Taillight-Clearance Light, Temp Gauge: C-Lock, Temp Gauge: C-Point, Temp Gauge: Dial 1 Instructions, Temp Gauge: Dial 2 Instructions, Temp Gauge: H-Lock, Temp Gauge: H-Point, Temp Gauge: Intermediate Stability Indication, Temp Gauge: Z-Point, Temporary Vehicle Start Up, Timer Switch (00), Timer Switch (H), Timer Switch (M), Timer Switch (Single), Tire Pressure Warning System Indicator, Tow Haul Indicator, TPMS Warning Light, Trip meter numerical device display 0, Trip meter numerical device display 1, Trip meter numerical device display 2, Trip meter numerical device display 3, Trip meter numerical device display 4, Trip meter numerical device display 5, Trip meter numerical device display 6, Trip meter numerical device display 7, Trip meter numerical device display 8, Trip meter numerical device display 9, Trip Reset Switch, Trunk open, Trunk Unlock Actuator, Tuner Power Supply On (Indoor Tuner), Turbocharger Wastegate Control, Turn Left Signal, Turn Right Signal, Up range display, VDC Function Check Mode, VDC OFF indicator, VDC operation/failure indicator, Vehicle Approach Warning OFF Indicator, Vehicle Horn, Vehicle Proximity Notification System Warning, Vehicle Stop Warning, Vent Valve, VGRS Warning, Volt Meter Operation (0V), Volt Meter Operation (12V), Volt Meter Operation (15V), Volt Meter Operation (18V), Volt Meter Operation (3V), Volt Meter Operation (6V), Volt Meter Operation (9V), VSC TRC Indicator, Warning Lamp, Washer Fluid Low Indicator, Washer Nozzle Heater, Washer Warning, Water Level Warning, Water Pump, Water temperature (COOL) indicator, Water temperature (HOT) warning, Water Temperature Meter Operation (120C,248F), Water Temperature Meter Operation (127C,260F), Water Temperature

Meter Operation (50C,122F), Water Temperature Meter Operation (60C,140F), Water Temperature Meter Operation (70C,158F), Water Temperature Meter Operation (80C,176F), Water Temperature Meter Operation (Middle), Wiper Power Relay, Wireless Buzzer

New Toyota/Lexus Coverage

- Added coverage for 983 new system applications

673 new Adjustment type special tests:

2 Steps Fade Out Control Function, 3rd Center Seatbelt Warning Buzzer Function, 3rd Left Seatbelt Warning Buzzer Function, 3rd Right Seatbelt Warning Buzzer Function, 4th Center Seatbelt Warning Buzzer Function, 4th Left Seatbelt Warning Buzzer Function, 4th Right Seatbelt Warning Buzzer Function, 6MT Setting, A/C Auto Switch Mode, A/C Control Mode Switching, A/C Operation Limit History Counter Clear, A/T Code Reset, aCol Function, Activate Parking Brake After Pad Replacement, Activate Parking Brake For Pad Replacement, Activate The EGR Valve Close Bank 1, Activate The VN Turbo Open Bank 1, Activate The VSV For Air Bleed Control, Activate/Stop/Status DSC Bleeding(HL), Activate/Stop/Status DSC Bleeding(HR), Activate/Stop/Status DSC Bleeding(VL), Activate/Stop/Status DSC Bleeding(VR), Active Rear Wing Control, Actuator Air Bleeding Pattern, Add Foot Air in FACE Mode, Advanced Illumination System Setting, Advanced Park Parallel Parking Control Area, Advanced Park Perpendicular Parking Control Area, Advanced Parking Guidance Avoidance Distance, Advanced Parking Guidance Parallel Parking Area, Advanced Parking Guidance Perpendicular Parking, AFS (Electronic Swivel) Function, AFS Function, AHS Function, AHS Operation Pattern Setting, AHS Operation Vehicle Speed Setting (Pattern1), AHS Operation Vehicle Speed Setting (Pattern2), AHS Operation Vehicle Speed Setting (Pattern3), Air Bleed, Air Bleeding - FL Line, Air Bleeding - FR Line, Air Bleeding - RL Line, Air Bleeding - RR Line, Air Bleeding Pattern - RL Wheel, Air Bleeding Pattern - RR Wheel, Air Bleeding, Air Conditioner Mode, Air Conditioner Switch Indicator Function, Air Inlet Damper Mode, Air Inlet Damper Targ Pulse, Air Inlet Mode, Air Outlet Servo Pulse (P), Air Purifier Auto Cancel, Air Purifier, All Readiness, All Unlock/Open-Close, Ambient lighting adaptation, Ambient lighting: Automatic addressing, Ambient Temperature Adjustment, Ambient Temperature Shift, Approach Display OFF, Assembly Position Of Window Lifters, AT Code Registration, ATF Thermal Degradation Estimate Reset, Audio Information Display Function, Auto A/C, Auto Door Lock Pattern Setting (Speed), Auto Door Lock, Auto Entry Cancel 2 Setting, Auto Entry Cancel Setting, Auto Fold Mirror, Auto LightOff Timer, Auto Lock Time, Auto Lock, Auto Lock/Shift, Auto Mode Start Function, Auto Rear Wiper in Reverse Setting, Auto Unlock/Shift, Auto Wiper, Automatic Door Lock Function, Automatic Door Lock Setting, Automatic Door Unlock Function when D-Door Open, Automatic Door Unlock Function, Automatic Door Unlock Setting, Automatic Light Off Timing Setting, Automatic Locking after Getting Out Function, Automatic Locking Cancel Time Adjust, Automatic Locking Time Adjust, Automatic Locking Timeout Adjust, Automatic Mirror Fold Setting, Back Door Opening Operation, Back Door Power Window Down, Back Door Power Window Up, Backup Battery Replacement Reset, Bad Weather Function, Base Brake Bleed, Battery Status Info Update, Bleed, Blower Operation Setting (StopStart), Bluetooth Connection History, Body Control with Torque Demand, Body Ctrl with Torque Demand, Brake Fluid Flush Reminder (CBS) Reset, Brake Pedal Pos. Sensor Zero Pos. Compensat., Brightness Level Adjust (Canceling), Brightness Level Adjust (Lowering), BSM Approaching Vehicle Detection Timing Setting, BSM Buzzer Volume Adjust, BSM Master Abnormal History, BSM Mirror Indicator Brightness, BSM Slave Abnormal History, Button Press Buzzer, Camera Synchronous Error History, Center Console Spot Light, Central electronics control unit reset, Clear Abnormal Operation History, Clearance Warning Buzzer Volume, Close ALL P/W Function, Closer Power Operation, Coming Home Light, Commissioning Electric Parking Brake, Compressor Mode, Compressor/Air Inlet DEF operation, Control Mode, Cruising Range Reset, CVT Oil Pressure

Calibration, D Seat Lift Up Buckle Operation Function, D Seat Lower Back Operation Away Function, D Seat Lower Cushion Operation Away Function, D Seat Lumbar Operation Away Function, D Seat Operation Interference Avoidance Function, D Seat Reclining Link Headrest F/R Length Function, D Seat Refresh Level Setting, D Seat Shoulder Operation Away Function, D Seat Side Back Support Operation Away Function, D Side Cushion Support Operation Away Function, D Window Auto Down, D Window Auto Up, Daylight Function, Daytime Running Light Function, DCM Operation History, Deactivate Parking Brake For Pad Replacement, Deceleration Sensor Zero Point Calibration, DEF(PSW/Lock) Mode Setting, Delay of Monitoring, Destination Setting, Detection of Vehicle, Diagnostic Mode, Disassembly position of window lifters, Disp Ex OFF Sen, Disp Ex ON Sen, Door Auto Lock Timer Setting, Door Handle Lock Button, Door Key P/W Down, Door Key P/W Up, Door Key Related Close, Door Key Related Open, Door Key Related Operation, Door Lock Answerback Sound Setting, Door Lock Indicator Function, Door Lock Indicator Pattern Setting (IG OFF), Door Lock Indicator Pattern Setting (IG ON), Door Open SW Operation Adjust, Door Unlock Mode, Door Unlock Mode2, Door Unlock Sensor Touch Time Adjust, Door Unlock with 1 Motion, Double Door Lock Time Adjust, Double Door Unlock Setting, Double Lock, Drain System Air Bleeding Pattern, Driver Seat Distance Adjust when Get Off, Driver Seat Lift Up Distance Adjust when Get Off, Driver Seat RA Lumbar Support Oper, Driver Seat RA Pelvis Support Oper, Driver Seat RA Side Support Oper, Driver Seatbelt Warning Buzzer Function, Driver Side Seatbelt Warning Buzzer, Driver's Door Power Window Regulator Initialisation, Driving Dynamics Sensor Adjustment, DRL Function, DSC Brake Bleed Procedure, ECO Drive Indicator Light, ECO Drive Indicator Zone Display Function (Meter), ECO Drive Indicator Zone Display Function, ECO Drive Indicator Zone, ECO MODE Cancel, ECO Mode Control, ECO Mode Start Function, ECU Data Initialization, ECU Data Save And Write, ECU Reset, Efficient Ventilation Mode, Electric Parking Brake System: Test Mode Procedure, Electrical Steering Column Adjustment Standardization, Electronic Swivel Function, Emblem Sensor Detection Sensitivity, Emission Gas Sensor Shift, Engine Revolution (For Judging Stable Combustion), Engine Start Indicator, Engine Switch Light Function, Entry Delay Time, Entry Delay, Entry Unlock Twice Function, EPB Initialize, EPS: Steering Start-Up, ESB Hydraulic-System Bleeding, ESP Control Unit: Restart, ESP Interchange Test, ESP Sensor Ring Test, EV Mode Cruising Range Reset, EV System Start Indicator, Evaporator Control, Extended Headlight Lighting, Exterior Light (Door Open), Exterior Light Control, Exterior Lights Lighting Timer Setting, Exterior Lights ON Function, Exterior Lights ON when Approached Function, Exterior Lights ON when Door Opened Function, Exterior Lights ON when Door Unlocked Function, FACE Wind Amount Adjust Function, Factory Mode, Fan speed increment control, FCTA Function ON/OFF State Stored, FCTA Warning Timing State Stored 1, FCTA Warning Timing State Stored 2, FCTA Warning Timing State Stored 3, Filter Sensor, FL Neck Heater Auto Mode Adjustment, FL Seat A/C and Heater Sensitivity Adjust, Flasher Sound Tone Setting, Flasher Sound Volume Adjust, Flasher Sound Volume Adjustment, Follow Me Home Lighting Time, Foot/DEF Auto Mode, Foot/DEF Automatic Blow Up Function, Forced Actuator Refresh, Forget to Turn IG OFF Alarm Function, Fr Rr Buzzer Freq, Fr Rr Buzzer Volume, Fr Corner Sensor Onset Range, FR Neck Heater Auto Mode Adjustment, FR Seat A/C and Heater Sensitivity Adjust, Fr Sensor Onset Range, Fr Side Sens Actuation Setting, Fr/Rr Seat Interference Avoidance Function (D), Fr/Rr Seat Interference Avoidance Function (P), Front Brake Pad Wear Indicator Reset, Front Center Seatbelt Warning Buzzer Function, Front Driver/Pass Door Power Window Regulator Initialization, Front Passenger Side Seatbelt Warning Buzzer, Front Passenger's Door Power Window Regulator Initialisation, Front Side Dist Sensor, Front SW Auto Operation, Glass Hatch Open Function, Grille Shutter Initialization, Halogen Lamp/HID, Hazard Answer Back Function, Headlight in Conjunction with Wiper, Headlight ON in Conjunction with Wiper Function, Headlight Upper Shade Angle Setting, Height Offset Rear Wheels, Height Sensor Initialization, High Voltage Fuse Accumulated Load History Reset, History Clear, HWD Auto Function, I/L ON W/Door Key Unlock, I/L when ACC OFF, ICS Function, ICS Stop Distance, ICS SW Status

Memory, ID Registration/Tire Position Write, IG ON Key Out Warning, Ignition Available Area Setting (Back Door Type), Ignition Available Area Setting (Trunk Lid Type), Ignition Available Area, Illumination Module A1, Illumination Module A2, Illumination Module A3, Illumination Module A4, Illumination Module B1, Illumination Module B2, Illumination Module B3, Illumination Module B4, Illumination System, Initialise puncture indicator, Initialization Of Both Rear Window Lifters, Initialization, Injection Timing Value, Injection Timing, Inside Foot Light, Instr-Panel Interference Avoidance Function (P), Integrated Current Value Initialization, Interior Footwell Lights Function, Interior Illumination Light 2 Function, Interior Illumination Light 3 Function, Interior Light Control, Interior Lights Lighting Timer Setting, Interior Lights ON Function, Intrusion Sensor 1 Sensitivity Level Adjust, Intrusion Sensor 2 Sensitivity Level Adjust, Intrusion Sensor Function, Intrusion Sensor Reduction in Sensitivity Setting, Intrusion Sensor Sensitivity Level (Window Open), Intrusion Sensor Sensitivity Level, Intrusion Sensor Sound Detection Function, Intrusion Win Opened, Intuitive P/A Auto Mute Function, Ion Generate Control, IPA Obstacle Avoidance Distance, IPA Parallel Parking Control Area, IPA Perpendicular Parking Control Area, Keep Sense Buzzer, Key Left in Vehicle Alarm Function, Key Low Battery Warning Function, Key Low Battery Warning, Key Out Range Warning, Key Remind Sound, Key Remind Volume, Keyless entry: Deactivate/activate, Kick Sensor Close Lock Function, Kick Sensor Operation Function with ACC ON, Lane Change Flashing Times Adjust, Lane Change Flashing Times Setting, Lane CHG Flash CNT, Language, Learning Value Reset, Leave Buzzer Volume, Left the Key Prevention Funct (Battery Remove), Light Auto OFF Delay Setting, Light Auto OFF Delay, Light Blink Clearance Lights at Unlock Function, Light Control Glass Brightness Memory Function, Light Control Glass Voice Control Function, Light Control, Light up Clearance Lights at Door Unlock Function, Light up Clearance Lights Door Unlock Function, Lighting (EXT): Headlight Assembly Adjustment, Lighting Time, Lock Indicator Lighting Time Adjust, Lost Communication Time Initialization, Low Speed Wide Light Function, Manual Fr/Rr Seat Interference Avoidance Function, Master Caution Display Function, Memory Call Function, Memory Call Link Function, Mirr-Foot-Lgt Approached/Exterior Light Approached, Mirr-Foot-Lgt Unlocked/Exterior Light Unlocked, Mirr-Foot-Lgt w/Master SW, Mirror Foot Light Time/Exterior Light Time, MT/AT Setting, Multi Weather Light Function, Noise and Vibration Reduction, Non P/R Range Rear Sensor, Object Not Moving 3s Buzz Vol, ODO Display Time After IG OFF Adjust, ODO Display Time After IG OFF Setting, One Motion with Unlock Door, One Motion, Open Door Warning Function, Operation History Clear, Optical Disc Error History, Out-Handle-Lgt Approached, Out-Handle-Lgt Unlocked, Out-Handle-Lgt w/Master SW, Outside Air Mode Auto Switch Function, Outside Door Handle Fold Adjust, Oxygen Supply, P Auto Operation Interference Avoidance Function, P Seat Lift Up Buckle Operation Function, P Seat Lower Back Operation Away Function, P Seat Lower Cushion Operation Away Function, P Seat Lumbar Operation Away Function, P Seat Operation Interference Avoidance Function, P Seat Pressure Correction Function, P Seat RA Return Operation Function, P Seat Reclining Link Headrest F/R Length Function, P Seat Refresh Level Setting, P Seat Shoulder Operation Away Function, P Seat Side Back Support Operation Away Function, P Side Cushion Support Operation Away Function, P Window Auto Down From Driver, P Window Auto Down, P Window Auto Up From Driver, P Window Auto Up, P/W Down W/ Transmit, P/W Operation Buzzer W/ Transmit Function, P/W Up W/ Smart, P/W Up W/ Transmit, P/W Wireless Ope Buzz, Panic Alarm Function, Panic Function, Park Wait Time Adjust, Park Wait Time, Partition Lighting Adjust, Passenger Seat RA Lumbar Support Oper, Passenger Seat RA Pelvis Support Oper, Passenger Seat RA Side Support Oper, Passenger Seatbelt Warning Buzzer Function, Passenger Take Key, Passive Mode (Security System), PBD Assist Close Operation, PBD Assist Open Operation, PBD Buzzer Function, PBD Buzzer Tone, PBD Buzzer Volume Adjust, PBD Close SW Press Condition, PBD Close SW Waiting Time, PBD One Motion, PBD Power Operation, PBD SW Operation, PBD/Emblem Sensor Function, PCS Alarm Activation Distance Retention Setting 1, PCS Alarm Activation Distance Retention Setting 3, PCS Cooperate Function, PCS Operation State Retention Setting, PCS Reminder Buzzer Sound,

PCS Warning Sensitivity Retention Setting, PCS Warning Timing State Stored 3, Pilot Injection Volume Select Cylinder, Pilot Injection Volume Value, Pilot Injection Volume, PKSA (O) Auto Mute Function, PKSA (O) Forward Detection Image Display, PKSA (O) Image Display when Away from the Obstacle, PKSA (O) Judgment of Obstacle on Course, PKSA (O) Switch State Stored, PKSB (O) Function, PKSB (O) Target Stopping Distance, PKSB (P) Function, PKSB (P) Target Stopping Distance, PKSB (P) Width Adjustment (Y Axis), PKSB (V) Function, PKSB (V) Operation Timing Setting, PKSB (V) Sensitivity, PKSB Switch State Stored, Power Back Door Opening Adjust, Power Saving Wait Time(Out Of Entry Range), Power Steering ECU Initial Setting, Power Supply Air Bleeding Pattern 1, Power Supply Air Bleeding Pattern 2, Power Window Voice Control Function, Pre Air Conditioner Defrosting Function, Prevention of Key Left in Vehicle, Prohibition Flag of FHL Function, Projection Adjustment (Distortion), Projection Adjustment (Keystone), Projection Adjustment (Tilt), Proposal Service Frequency Adjust, Proposal Service Volume Adjust, Proposal Services Function, Provision of When Door is Half Open, Proximity Sound Control (Vehicle Stationary), Proximity Sound Level Increase (Vehicle Starting), Proximity Sound Volume Adjustment, PSD Preparation for Open Function, P-Seat Auto Pattern, R Wiper Stop Function at Back Door/Trunk Lid Open, RA Ottoman Operation, Rain Mode, RCTA Function, RCTAB Function, RCTAB Operation Timing Setting, RCTAB Sensitivity, RDC Initialization, Rear A/P HI Set, Rear Brake Pad Wear Indicator Reset, Rear Center Seatbelt Warning Buzzer Function, Rear Curtain Close Relay, Rear Curtain Open Relay, Rear Driver/Pass Side Door Pwr Window Regulator Initialization, Rear Left Seatbelt Warning Buzzer Function, Rear Right Seatbelt Warning Buzzer Function, Rear Seat Interference Avoidance Function (P), Rear Seatbelt Warning Buzzer Function, Rear Seatbelt Warning Buzzer, Rear Shade Delay Time, Rear Sunshade linked with Shift Lever R Funct, Rear SW Auto Operation, Rear Wiper INT Operation, Rear Wiper Washer Function, Rear Wiper with Reverse Setting, Recog ECU H Temp Hist Reset, Refrigerant Pressure History Clear, Refrigerant Shortage Check, Relax with P-Seat Lift, Remote Air Conditioner Start Setting, Remote Air Conditioner Stop Setting, Remote Door Lock Setting, Remote Eng Start Stop Setting (Trunk Lid Opened), Reset A/C Information, Reset Control Unit, Reset Memory, Reset puncture indicator, Reset Starter Lock, Residential Area Mode Setting, Response Time Adjust, Reverse Buzzer Setting, Reverse Coupled Actuation Mirror Angle Setting, Reverse Coupled Actuation Mirror Angle, Reverse Range Front Sensor, Right Headlight Shade Angle Setting, RL Seat A/C and Heater Sensitivity Adjust, RL Seat Heater Auto Function, RL Window Auto Down From Driver, RL Window Auto Down, RL Window Auto Up From Driver, RL Window Auto Up, Roof Opened Intrusion Function, Room Light when Aprchd, R-pos to Rear Sun Shade COM, Rr Corner Sensor Long Distance Detection (Shift R), Rr Corner Sensor Onset Range, RR Seat A/C and Heater Sensitivity Adjust, RR Seat Heater Auto Function, Rr Sensor Onset Range, RR Window Auto Down From Driver, RR Window Auto Down, RR Window Auto Up From Driver, RR Window Auto Up, S-Belt-Bkl-Lgt/ACC OFF, S-Belt-Bkl-Lgt/Door Open, Scuff Plate Lamp linked to D-Door Unlock SW, Scuff Plate Lamp linked to Door open, Scuff Plate Lamp linked to Smart, Scuff Plate Lamp linked to Wireless Key, Seat Airflow Mode Setting, Seat Belt Warning, Seat Blast Mode Setting, Seat Heater Auto Operation, Seat Lift Up Distance Adjust, Seat Move Distance, Seat Position Voice Control Function, Seat position/Tilt Telesco memory recall setting, Seat Switch Link Function, Seat Travel Distance, Seatbelt Information Indicator, Security Alarm Setting, Security Control with Mechanism Key Function, Security control with mechanism key, Security System, Sedan/Wagon Setting, Sensitivity Adjust, Sensitivity, Sensor Condition N, Sensor Unit Zero Position Compensation, Servomotor Initialization, Set Temperature Shift, S-FLOW Control Auto Function, Shade Upper Area Lighting Function, Shift Control Synchronization, Shift Lever R Signal Delay Time Adjust, Shift Linked Automatic Door Lock Function, Shift Linked Automatic Door Unlock Function, Side Sensor Alarm Function, Side Sensor Onset Range, Slide Link Cushion Length Ctrl, Slide Link Hdrest Length Ctrl, Slide Roof Open Warning Function, Slide Roof Open Warning, Slide Roof Voice Control Function, Slide/Tilt Sunroof Initialization, Software Error History, Sonar Mode, Speed Alarm

Buzzer Function, Speed Limit Display Function, Speed Linked Automatic Door Lock Function, Speed Linked Automatic Door Unlock Function, Start Indicator Function, Start Off Mode, Start PreA/C, Start Switch Light Function, Starter Exchange, Steering Angle Sensor Calibration, Steering column adjustment adaptation, Steering column adjustment initialisation, Steering Heater Auto Function, Steering Heater Sensitivity Adjust, Step Light Lighting Time, Stop PreA/C, SUBARU/Toyota, Sudden Braking Notification Function, Suggestion Service Function, Switch Battery Type, Switch Grille Shutter Control Mode, Switch Oil Maintenance Display, T1 RoomLamp BatterySave, Tacho Meter Mode, Tail Remind Buzzer Function, Tail Remind Buzzer, Telematics Microphone Volume Adjust, Telematics Speaker Volume Adjust, Temporary Mute Function, Temporary Mute Reset Speed Adjust, Timing Adjustment of PSD Prep for Open Function, Tire Circumference Setting, Tire Pressure Monitoring: Deactivating The Production Mode, Tire Pressure Sensor Registration, Torque Sensor Adjustment, Total Warm-up Time Setting, Touch Activation Over Threshold, Town Mode, TPMS/RDC - Reset Production Mode, Traffic Sign Recognition Animation Function, Trunk Lid Linked with Door Lock Function, Trunk Lid Open Mode Function, Trunk Lid Operation by Electrical Key Function, Trunk Lid Operation by Entry Function, Trunk Lid Operation, Trunk Link with Door Lock, Trunk Open Mode, Tunnel Beam Function, Turn by Turn Animation Function, Ultrasonic Sensor (Front Center) Detection Range, Ultrasonic Sensor (Front Corner) Detection Range, Ultrasonic Sensor (Rear Center) Detection Range, Ultrasonic Sensor (Rear Corner) Detection Range, Ultrasonic Sensor (Side) Alarm Detection Range, Ultrasonic Sensor (Side) Alarm Function, Ultrasonic Sensor Actuation (Shift N), Units By Region, Unlock 2 Operation, Unlock Key Twice Function, Unlock Key Twice, User Support Service Function, Usual Air Bleeding - All lines, Usual Air Bleeding - FL Line, Usual Air Bleeding - FR Line, Usual Air Bleeding - RL Line, Usual Air Bleeding - RR Line, Valet Mode Cancel, Valve current adapting, Video Device Connection Check(mm), Voice Guidance Function, VSC/TRAC/4WD Control Prevention Mode, Walk Away Lock after Getting Out Func (Closing), Walk Away Lock after Getting Out Function, Warm-up Time Setting, Warning by Glass Broken Sensor, Warning by Horn Function, Warning by Horn, Warning Time, Window lifter motors: Adapting, Window Lifter Standard Initialization, Window Open Warning Function, Window Open Warning, Windshield Wiper Service Position Adjustment, Wiper Specification Switch, Wiper Voice Control Function, Wireless Auto Lock, Wireless Backdoor Open Operation Adjust, Wireless Buzzer Resp, Wireless Buzzer Response Function, Wireless Buzzer Vol, Wireless Buzzer Volume Setting, Wireless Buzzer Volume, Wireless Control Function, Wireless Control, Wireless Glass Hatch Open Operation Adjust, Wireless Glass Hatch Open, Wireless Key Related Close, Wireless Key Related Open, Wireless Key Related Operation, Wireless Lock Function with Doors Open, Wireless PBD Operation, Wireless Power Back Door Open, Wireless Trunk Lid Open Operation Adjust, Wireless Unlock Twice Function, Write VIN, Zero Point Calibration Sensitivity Check, Zero Point Calibration, Zero Point Sensor Calibration

1398 new Actuation type special tests:

2nd START Indicator, 4LO Indicator, 4WD AUTO Indicator, 4WD Auto Mode Indicator, 4WD Control Prevention Mode, 4WD Indicator (Green), 4WD Indicator (Yellow), 4WD Lock Indicator, 4WD Warning Indicator, 4WD Warning Light, 4WD Warning, A/C Idle Up VSV, A/F Control, A/M Servo Pulse(FR D), A/M Servo Pulse(FR P), A/O Servo Pulse(FR D), A/O Servo Pulse(FR P), A/O Servo Pulse(Rr D), A/O Servo Pulse(Rr P), A/T Indicator Operation 1, A/T Indicator Operation 3, A/T Oil Temperature Operation, ABS Front Left Hold Solenoid, ABS Front Left Release Solenoid, ABS Front Right Hold Solenoid, ABS Front Right Release Solenoid, ABS Indicator Lamp, ABS Pump Activation Test (5 seconds), ABS Rear Left Hold Solenoid, ABS Rear Right Hold Solenoid, ABS Rear Right Release Solenoid, ABS Solenoid (SFLH), ABS Solenoid (SFLR), ABS Solenoid (SFRH), ABS Solenoid (SFRR), ABS Solenoid (SRLH), ABS Solenoid (SRLR), ABS Solenoid (SRRH), ABS Solenoid (SRRR), ABS Solenoid, ABS Warning Light, A-C Driving Demand, Access

to Rear Seat Signal, Accumulator Drive, Accumulator Valve, Accumulator Zero Down, ACM Inhibit, Activate DPF Rejuvenate (PM), Activate DPF Rejuvenate (S), Activate DS1 Solenoid, Activate DS2 Solenoid, Activate DSL Solenoid, Activate EGR Cooler Bypass VSV, Activate Fuel Pressure Switching Valve, Activate Fuel Route Switching Valve Relay, Activate Lock Up, Activate S1 Solenoid, Activate S2 Solenoid, Activate S3 Solenoid, Activate S4 Solenoid, Activate SL Solenoid, Activate SL1 Solenoid, Activate SL2 Solenoid, Activate SL3 Solenoid, Activate SL4 Solenoid, Activate SL5 Solenoid, Activate SLS Solenoid, Activate SLT Solenoid, Activate SLU Solenoid, Activate SR Solenoid, Activate ST Solenoid, Activate the (Inverter) Water Pump, Activate the 4WD Lock Light, Activate The ACC Cut Relay, Activate the Air Inlet Damper Target Pulse, Activate The Air Pump Heater, Activate the Charger Cooling Fan, Activate the Circuit Relay, Activate the Coolant Water Route Switching Valve 2, Activate The Coolant Water Route Switching Valve, Activate The EGR Valve Close, Activate the Electric Heater1 Relay, Activate the Electric Heater2 Relay, Activate the Electric Heater3 Relay, Activate The Electric Water Pump, Activate The Emergency Solenoid Valve, Activate the Engine Oil Pressure Control Valve, Activate the EVAP Purge VSV, Activate The FHL, Activate The Fuel Filler Opener, Activate the Fuel Pressure Discharge, Activate The Fuel Pump Speed Control, Activate The Fuel Pump2 Speed Control, Activate The Fuel Return Pipe Valve, Activate The Fuel Vapor-Containment Valve, Activate The Heater Water Pump., Activate the In-tank Fuel Pump Relay, Activate The LPG Solenoid Valve, Activate the Mirror Heater Relay, Activate The Power Window, Activate The Pre-Stroke Control Valve, Activate the Rear AC Magnet Valve, Activate The Return Solenoid Valve, Activate the Slip Indicator Light, Activate The Solenoid (DS1), Activate The Solenoid (SC1), Activate The Solenoid (SC2), Activate the Solenoid (SC3), Activate the Solenoid (SL6), Activate The Solenoid (SLC), Activate The Solenoid (SLG), Activate The Solenoid (SLN), Activate the Solenoid (SLS) High/Low, Activate the Solenoid (SLS) MAX/MIN, Activate The Solenoid(Sc), Activate The Solenoid(Slp), Activate The Starter Relay, Activate the TC Terminal, Activate The Vacuum Pump, Activate The VALVEMATIC After Warm Up, Activate The VALVEMATIC Before Warm Up, Activate The VN Turbo Cleaning, Activate The VSV For AICS, Activate The VSV For Canister Control, Activate The VSV For Evap Control, Activate The VSV For Exhaust Brake, Activate The VSV For Fuel Pressure Up Control, Activate The VSV For Intake Control, Activate The VSV For Purge Cut, Activate The VSV For Secondary Air Control, Activate The VSV For Swirl Control Valve, Activate The VSV For Tank Bypass, Activate The VSV For Vent Valve, Activate The Water Flow Valve 3, Activate The Water Flow Valve 4, Activate The Water Flow Valve 5, Activate The Water Pump, Activate Vent VSV, Activate/Stop/Status DSC Pulse Valves(AVHLAVHR), Activate/Stop/Status DSC Pulse Valves(AVVLAVVR), Activate/Stop/Status DSC Pulse Valves(EVHLEVHR), Activate/Stop/Status DSC Pulse Valves(EVVLEVVR), Active TRC Indicator, Active TRC Warning Indicator, ACTIVE TRC Warning, Actuator Test, Advanced Parking Guidance Indicator, Advice Display, AF/O2 Sensor Operation, AFS Alarm Display, AFS Indicator (Malfunction) Display, AFS OFF Indicator, AHS LH High Beam, AHS RH High Beam, Air Bypass Valve Solenoid, Air Cleaner Warning, Air Conditioner Auto Indicator, Air Inlet Damper (Rear), Air Inlet Damper Control Servo Motor, Air Inlet, Air Mix Damper (Driver Side), Air Mix Damper (Passenger Side), Air Mix Damper (Rear), Air Mix Servo Targ Pulse(D), Air Mix Servo Targ Pulse(P), Air Mix Servomotor Pulse D Side, Air Outlet (Front), Air Outlet (Rear), Air Outlet Damper (Driver Side), Air Outlet Damper (Passenger Side), Air Outlet Damper (Rear), Air Outlet DEF, Air Outlet Rear FOOT (Driver Side), Air Outlet Rear FOOT (Passenger Side), Air Outlet Servometer Pulse (D), Air Purifier Mode, Air Purifier(Ion), Air Suspension Indicator - HI, Air Suspension Indicator - LO, Air Suspension Indicator - N, Air Suspension Indicator (HI), Air Suspension Indicator (LO), Air Suspension Indicator (N), Alternator Voltage Control, ARS Warning Light, Ashtray Light, ASL Indicator, ASL Warning, Assist Fan, AST Indicator, A-T Indicator Operation (2), A-T Indicator Operation (3), A-T Indicator Operation (4), A-T Indicator Operation (B), A-T Indicator Operation (D), A-T Indicator Operation (L), A-T Indicator Operation (N), A-T Indicator Operation (P), A-T Indicator Operation (R), A-T Indicator Operation (S), A-T Indicator Operation (Sport M), A-T Indicator

Operation (Sport S), A-T Oil Temperature Warning, A-T P Warning, A-TRC(TRAC) Indicator Light, Auto Air Conditioner Indicator, Auto High Beam Control Indicator, Auto High Beam Warning Indicator, Auto Leveling Headlamp Indicator, Auto Light, Auto LSD Indicator Light, Auto LSD Indicator, Auto Mode, Auto Oil Supply System, Auto Power OFF Cancel, Auto-Hold Indicator Lamp, AutoHold LED Control, Automated EVAP Test, Automatic High Beam Indicator (Green), Automatic High Beam Indicator (Yellow), Automatic High Beam Indicator, Automatic High Beam Operation, Automatic High Beam Switch Light, Automatic High Beam, Auxiliary Battery Charge Warning, Auxiliary Battery Warning, AVS Comfort Indicator, AVS Sports Indicator, Back Door Select, Back Door Sensor Power Supply, Backup Relay, Batt Cool Down Servo Targ Pls, Battery Magnetic Valve, BDC Terminal_15 (de-)activation, Beep, BH Operated Light, BH Standby Indicator, BH Standby Light, Blind Spot Monitor Indicator, Blower Level, Blower Motor, Brake Ejector VSV, Brake Hold Indicator, Brake Indicator Lamp, Brake Lights, Brake Line Mix-up test, Brake Lining Wear Warning, Brake Override Indicator, Brake Override Warning, Brake Warning Light, Brake Warning, BSM Indicator, BSM OFF Indicator, BSM State, Buzzer Operation (1.6khz, Vol S, W-O Damping), Buzzer Operation (2.0khz, Vol S, W-O Damping), Buzzer Operation (2.4khz, Vol L, W-O Damping), Buzzer Operation (800hz, Vol L, W- Damping), Buzzer Operation (800hz, Vol L, W-O Damping), Buzzer Operation (800hz, Vol S, W- Damping), Buzzer Operation (800hz, Vol S, W-O Damping), Buzzer, Cancel Communication Function Pausing, Cargo Light, Catalyst OT Misfire Prevention F/C, Ceiling Light, Cent Consol Spot LGT, Center DIFF LOCK Indicator, Charge Indicator Lamp, Charge Indicator, Charge Warning (Red), Charge Warning Indicator, Charge Warning, Check Antennas, Check Display, Check Engine Lamp, Check Engine Warning, Check Mode, Check The Cylinder Compression, Check The Imbalance Cylinder, Clearance Light (+ Front Side Marker Light), Clearance Light, Clearance Sonar LCD Indicator, CNG Mode Indicator, Collision Door Lock Release, Color Test Screen (Adjustment), Color Test Screen (Black), Color Test Screen (Blue), Color Test Screen (Color Bars), Color Test Screen (Green), Color Test Screen (Red), Color Test Screen (White), Compression Check, Compression Test, Compressor Clutch, Compressor Motor Relay, Compressor Target Speed, Connect The TC And TE1, Control ETCS Open/Close - Fast, Control ETCS Open/Close - Slow, Control The A/C Cut Signal, Control The A/C Magnet Clutch, Control the ACIS VSV Motor Duty Ratio, Control The ACM Inhibit, Control The All Cylinders Fuel Cut(CNG), Control The All Cylinders Fuel Cut, Control The C/D, Control the Cylinder#1 Fuel Cut, Control the Cylinder#2 Fuel Cut, Control the Cylinder#3 Fuel Cut, Control the Cylinder#4 Fuel Cut, Control the Cylinder#5 Fuel Cut, Control the Cylinder#6 Fuel Cut, Control the Cylinder#7 Fuel Cut, Control the Cylinder#8 Fuel Cut, Control The EGR Step Position Bank 1, Control The EGR Step Position, Control The EGR System, Control The Electric Cooling Fan, Control the Electric Thermostat Duty Ratio, Control the Engine Cooling Fan Duty Ratio, Control The ETCS Open/Close Fast Speed, Control The ETCS Open/Close Slow Speed, Control The Exhaust Exterior Valve Angle, Control the Exhaust VVT OCV Duty Ratio Bank 1, Control the Exhaust VVT OCV Duty Ratio Bank 2, Control The Fuel Pump / Speed, Control The Fuel Pump Duty Ratio (Brushless), Control the Fuel Pump Duty Ratio, Control The Idle Fuel Cut Prohibit, Control The Injection Mode, Control The Injection Volume For A/F Sensor, Control The Injection Volume(CNG), Control the Intake VVT OCV Duty Ratio Bank 1, Control the Intake VVT OCV Duty Ratio Bank 2, Control The Intercooler Water Pump, Control The Line Pressure Up, Control The Lock Up, Control the Motor/Generator Cooling Oil Pump, Control The Select Cylinder Fuel Cut, Control The Selected Cylinder Fuel Cut, Control the Shift Area (CVT), Control the Shift Position 4 Speed, Control The Shift Position, Control The Shift Ratio (CVT), Control The Supercharger, Control the Target Fuel Pressure Offset, Control the Transmission Oil Pump, Control The VVT Linear (Bank1), Control The VVT System (Bank1), Control the VVT-iE Linear (Bank 1), Control the VVT-iE Linear (Bank 2), Control the Wastegate Valve Duty Ratio, Control Valve In A/C Compressor, Cool A/M Servo Pulse(D), Cool A/M Servo Pulse(P), Cool Air Bypass Damper (Driver Side), Cool Air Bypass Damper (Passenger Side), Cool Air Bypass Pls(P), Cool Air Bypass Pulse, Coolant Cool Warning

Lamp, Coolant Hot Warning Lamp, Cooling Electric Expansion Valve, Cornering Lamp Test, Cornering Light, Cornering Light-Front Side Illuminate Light (Dim), Cornering Light-Front Side Illuminate Light, Courtesy Light, Courtesy SW Signal, Crawl Control Light, CRAWL Indicator, CRAWL Warning Indicator, CRAWL Warning, Cruise Control-PCS-LKA Buzzer, Cruise Indicator (Yellow), Cruise Indicator, Cushion Length, Cylinder Balance #1, Cylinder Balance #2, Cylinder Balance #3, Cylinder Balance #4, Cylinder Balance #5, Cylinder Balance #6, Cylinder Balance #7, Cylinder Balance #8, Cylinder Compression Check, D-4S (A/F Control), D-4S (Fuel Cut), D-4S (Injection Volume), DAB Indicator Light, Damper Step FL (Electric Current), Damper Step FL, Damper Step FR (Electric Current), Damper Step FR, Damper Step RL (Electric Current), Damper Step RL, Damper Step RR (Electric Current), Damper Step RR, Day/Night Time signal, Daytime Running Light, DCM Firmware Update, D-Door Unlock, DEF A/O Servo Pulse(D), Defogger Control, Defogger Relay Rear, Dehumidification Magnetic Valve, Deicer Relay Front, Delivery Heater, Delivery Shut Valve, Diesel Particulate Filter Warning, Diesel Throttle Target Angle 2, Diesel Throttle Target Angle Bank 1, Diesel Throttle Target Angle, Diffuse Pulse(R), Dim mirror, Dimmer Signal, Disconnect System Function Check, Display Mode, Door Illumination 1, Door Illumination 2, Door Lock Indicator, Door Lock, Door Lock/Unlock Status Lamp, Door Open Warning, Door Unlock, Downhill Assist Control Indicator, Downhill Assist Control Light, Downhill Assist Control Warning, Drift From The Lane Indicator, Drift From The Lane Warning, Drift From The Lane, Drive Swivel Motor LH LEFT, Drive Swivel Motor LH, Drive Swivel Motor RH RIGHT, Drive Swivel Motor RH, Drive The Leveling Motor, Driver Seat Sensor Power Supply, Driver Side Door Open, Driver Side Seat Belt Warning, Driver Side Seat Belt, Dr-Seat Outside Transmitter, Dr-Seat Select, D-Seat Outside Transmitter, D-Seat Select, DSS Signal Buzzer, DSU Solenoid, Easy Access Buckle, EBS Relay, ECB Control Invalid, ECB Main Relay 2, ECB Main Relay, ECB Main Relay2, ECB Motor Relay, ECB Motor Relay2, ECB Solenoid (SC1), ECB Solenoid (SC2), ECB Solenoid (SCC), ECB Solenoid (SGH), ECB Solenoid (SLA) Valve Close, ECB Solenoid (SLA), ECB Solenoid (SLAFL) Valve Close, ECB Solenoid (SLAFL) Valve Open, ECB Solenoid (SLAFL), ECB Solenoid (SLAFL2), ECB Solenoid (SLAFR) Valve Close, ECB Solenoid (SLAFR) Valve Open, ECB Solenoid (SLAFR), ECB Solenoid (SLAFR2), ECB Solenoid (SLARL) Valve Close, ECB Solenoid (SLARL) Valve Open, ECB Solenoid (SLARL), ECB Solenoid (SLARL2), ECB Solenoid (SLARR) Valve Close, ECB Solenoid (SLARR) Valve Open, ECB Solenoid (SLARR), ECB Solenoid (SLARR2), ECB Solenoid (SLR) Valve Close, ECB Solenoid (SLR), ECB Solenoid (SLRFL) Valve Close, ECB Solenoid (SLRFL) Valve Open, ECB Solenoid (SLRFL), ECB Solenoid (SLRFL2), ECB Solenoid (SLRFR) Valve Close, ECB Solenoid (SLRFR) Valve Open, ECB Solenoid (SLRFR), ECB Solenoid (SLRFR2), ECB Solenoid (SLRRL) Valve Close, ECB Solenoid (SLRRL) Valve Open, ECB Solenoid (SLRRL), ECB Solenoid (SLRRL2), ECB Solenoid (SLRRR) Valve Close, ECB Solenoid (SLRRR) Valve Open, ECB Solenoid (SLRRR), ECB Solenoid (SLRRR2), ECB Solenoid (SMC), ECB Solenoid (SMC/SRC/SCC), ECB Solenoid (SMC1), ECB Solenoid (SMC2), ECB Solenoid (SMC-SRC-SCC), ECB Solenoid (SRC), ECB Solenoid (SSA), ECB Solenoid (SSC), ECB Utility, ECB Warning Indicator, ECB Warning Light, ECB Warning, ECO Mode Indicator, ECONO Indicator, ECT PWR Indicator, ECT SNOW Indicator, EGR Cut VSV, EGR Step Position #2 Control, EGR Step Position, Electric Heater1, Electric Heater2, Electric Heater3, Electric Water Heater, Electric Water Pump, Electrical Fan, Electromagnetic Oil Pump, Emergency Call Cancellation, Emergency Exit Warning, Emission Pulse(R), Enforced Driving FHL Warning Trigger, EPB Auto OFF Indicator, EPB Control Switch, EPB Warning Light, EPS Warning, ESP Test, EV Drive Indicator, EV Mode Indicator, EV System Warning Lamp, Evaporator Magnetic Valve, Exhaust Bypass VSV Control, Exhaust Gas VSV Control, Exhaust Shutter VSV, Exhaust Solenoid1, Exhaust Solenoid2, Exhaust Switching VSV, EXO, Extended Illumination 1, Extended Illumination 2, Exterior Lighting SW, Exterior mirror test, Exterior mirror: System self-test, Extra High Beam, Face A/O Servo Pulse(D), Face A/O Servo Pulse(P), Face Direction Check, FL Gas Spring Switch Valve, FL Wheel Up/Down, Flash Handle Fold, Flash Handle Return, Fog Lights,

Fold/Unfold Mirrors, Foot A/O Servo Pulse(D), Foot A/O Servo Pulse(P), Foot Light, Forced Actuator Refresh, Four-Wheel Damping Force Full Hard, Four-Wheel Damping Force Full Soft, Fr Control Rear Air Outlet Damper Servo Motor, FR Gas Spring Switch Valve, FR Wheel Up/Down, Front Air Mix Damper Control Servo Motor, Front Air Outlet Damper Control Servo Motor, Front Buzzer, Front Deicer Relay, Front Door Power Windows Regulator Initialisation, Front Evaporator Magnetic Valve, Front Fog Lamp Indicator, Front Fog Light Relay, Front Fog Light, Front Foot Light, Front Footwell Lights, Front Gate Valve, Front Left Air Mix Damper Control Servo Motor, Front Left Air Outlet Damper Control Servo Motor, Front Left Height Solenoid, Front Left Seat Blower, Front Left Seat Heater, Front Left Solenoid, Front Left Wheel Up/Down, Front Passenger Side Door Open, Front Passenger Side Seat Belt, Front Right Air Mix Damper Control Servo Motor, Front Right Air Outlet Damper Control Servo Motor, Front Right Height Solenoid, Front Right Seat Blower, Front Right Seat Heater, Front Right Solenoid, Front Right Wheel Up/Down, Front Sliding Sunshade, Front Vertical Operation, Front Washer Relay, Front Washer, Front Wheel Up by Accumulator, Front Wheel Up/Down, Front Wiper Hi Operation, Front Wiper Lo Operation, Front/Rear Buzzer, Fr-Seat Inside Transmitter, Fuel Cap Reminder Warning, Fuel Consumption Meter Operation, Fuel Cooler Solenoid Valve, Fuel Cooler VSV, Fuel Cut Bank 2 For Idle, Fuel Filler Opener, Fuel Filter Indicator, Fuel Filter Warning, Fuel Gauge Indicator, Fuel Gauge Operation (1-2), Fuel Gauge Operation (1-4), Fuel Gauge Operation (3-4), Fuel Gauge Operation (Empty), Fuel Gauge Operation (Full), Fuel Gauge Operation (Sender E), Fuel Gauge Operation (Sender F), Fuel Gauge Operation (Warning), Fuel Gauge Operation For CNG (1-2), Fuel Gauge Operation For CNG (1-4), Fuel Gauge Operation For CNG (3-4), Fuel Gauge Operation For CNG (Empty), Fuel Gauge Operation For CNG (Full), Fuel Gauge Operation For CNG (Sender E), Fuel Gauge Operation For CNG (Sender F), Fuel Gauge Operation For CNG (Warning), Fuel Indicator (CNG), Fuel Indicator Lamp, Fuel Injector Timing, Fuel Leak Test, Fuel Lid Lock Relay, Fuel Lid Opener, Fuel Lid, Fuel Meter Operation (CNG), Fuel Meter Operation (Reductant), Fuel Meter Operation, Fuel Pressure Relief Valve Open, Fuel Pump - Duty Cycle, Fuel Pump Duty Control, Fuel Pump Duty, Fuel Pump Relay, Fuel Pump Single Phase Energization (U Phase), Fuel Pump Single Phase Energization (V Phase), Fuel Pump Single Phase Energization (W Phase), Fuel Pump Single Phase Energization, Fuel Pump Speed Control, Fuel Vapor-Containment Valve, Fuel Warning (CNG), Glass Hatch Open Operation, Glass Hatch Open, GLOW Warning, Go to Dealer Indicator, Go To Service Warning, Green Indicator, H/B Motor Relay, Hazard Answer Back, Hazard, H-B Motor Relay, HCAC System VSV, HCAC VSV Check, HCAC VSV, Head Lamp Warning Indicator, Head Light Hi, Head Up Display Indicator, Headlamp Indicator, Headlight Cleaner, Headlight High Beam, Headlight Indicator, Headlight Leveling Indicator Display, Headlight Leveling Indicator, Headlight Leveling Initialize Incomplete Display, Headlight Low Beam, Headlight Relay, Headlight Relay-Light Power Supply Relay, Headlight System Malfunction Display, Headlight Washer System, Headrest Front-Rear, Headrest Motor, Heads Up Display Indicator, Heat Exchange Shut Valve, Heater Valve, Heating Electric Expansion Valve, Heating Three-way Valve, Height Control Prohibition Switch, Height High Indicator, Height High Warning, HICM System Check, High Beam Headlight, High Beam Indicator, High Beam LH, High Beam RH, High Pressure Magnetic Valve, High Voltage Electric Heater, High-Beam Headlights, Hill Hold Control Button Led, Hold Indicator, Hold Lamp, Horn, Hot A/M Servo Pulse(D), Hot A/M Servo Pulse(P), HV System Certification Mode Indicator, HV System Indicator (0%), HV System Indicator (100%), HV System Indicator (200%), HV System Indicator (300%), HV System Indicator (400%), HV System Indicator (-50%), HV System Indicator (MAX), HV System Indicator (MIN), HV Unit Hot Warning Indicator, HV Unit Hot Warning, HV-EV System Indicator (0%), HV-EV System Indicator (100%), HV-EV System Indicator (200%), HV-EV System Indicator (300%), HV-EV System Indicator (400%), HV-EV System Indicator (-50%), HV-EV System Indicator (MAX), HV-EV System Indicator (MIN), HWD Relay, Hybrid Battery Charge, Hybrid Battery Heater Relay, Hybrid System Warning, Hydrogen Leak Indicator, Hydrogen Leak Warning, IAC Duty Ratio, ICS OFF Indicator, ICS OFF Warning, IG

OFF P/W Control Permission Output, IG OFF P-W Control Permission Output, IGP Signal, Illuminated Entry System, Immobilizer Indicator, iMT Indicator (Green), iMT Indicator (Yellow), Indicat. A/T P, Indicat. Hold, Indicat. INTUITIVE P/A LCD, Indicat. Lamp O/D OFF, Indicat. Lamp VSC OFF, Indicat. Ready (EV), Indicat. VSC OFF, Indicate AFS OFF Lamp, Indicate. Pre-Collision, Indicator 2nd START, Indicator 4LO, Indicator 4WD AUTO, Indicator 4WD Lock, Indicator 4WD, Indicator AFS, Indicator Auto LSD, Indicator Brake Hold, Indicator Condition, Indicator CRAWL, Indicator Ctr DIFF LOCK, Indicator Downhill Assist Control, Indicator ECO, Indicator ECONO, Indicator EPS, Indicator EV Mode, Indicator For Lighting, Indicator GLOW, Indicator Height High, Indicator Key, Indicator Lamp Airbag, Indicator Lamp Back Door Open, Indicator Lamp Beam, Indicator Lamp Coolant Cool, Indicator Lamp Coolant Hot, Indicator Lamp Cruise, Indicator Lamp Doors All open, Indicator Lamp ECB, Indicator Lamp ECT PWR, Indicator Lamp ECT SNOW, Indicator Lamp Fr FOG, Indicator Lamp Head, Indicator Lamp Hood Door Open, Indicator Lamp Luggage Door Open, Indicator Lamp oil Level, Indicator Lamp Oil Pressure, Indicator Lamp Rr FOG, Indicator Lamp Rr Light, Indicator Lamp Slip, Indicator Lamp Tail, Indicator Lamp Washer, Indicator Lamp Water Level, Indicator Lithium Charge, Indicator MMT E Mode, Indicator MMT M Mode, Indicator Navi CVT, Indicator Oil Maintenance, Indicator Over Speed, Indicator Park, Indicator Ready(HV), Indicator Rear Differential LOCK, Indicator Rear Door LH open, Indicator Rear Door RH open, Indicator Ride Mode, Indicator SIL, Indicator Slip-OFF, Indicator Sport(CVT Sport), Indicator Tail Cancel, Indicator TEMS Comfort, Indicator Timing Belt, Indicator Tire Pressure Warning System, IndicatorHeadlamp Auto Leveling, IndicatorTEMS Sports, Infrared Signal Status, Initial Axis Adjust Value Display, Injection Timing #1, Injection Timing #2, Injection Timing #3, Injection Timing #4, Injection Timing #5, Injection Timing #6, Injection Timing #7, Injection Timing #8, Injection Timing Select Cylinder, Injection Volume Control, Injection Volume, Injection Way Control, Injector Compensation, Inside Handle Illumination, Inside Handle Light, Inside Luggage Tuner Power Supply ON, Inside Luggage Tuner Power Supply, Inside Trunk/Backdoor Transmitter, Inspection Mode, Instrument Panel Illumination, Intake Air VSV Control, Intake Control VSV, Intake VSV 2 Control, Intelligent Parking Assist Indicator, Intercooler Water Pump Relay, Interior Illumination Light, Interior Illumination Light1, Interior Panel Relay, Interlocking Shift OFF Display, Interlocking Shift ON Display, Intrusion Sensor Power, INTUITIVE P/A LCD OFF Indicator, INTUITIVE P-A LCD Indicator, INTUITIVE P-A LCD OFF Indicator, Ion Generator, ISC Step Position, KDSS Indicator, KDSS Warning, Key Cylinder Illumination, Latch Release Test, Latch Release, LDA Buzzer, LDA Control Indicator (Left), LDA Control Indicator (Right), LDA Control Indicator, LDA Indicator (White), LDA Indicator, LDA Steering Control Indicator, LDA Warning Indicator (Left), LDA Warning Indicator (Right), LDA Warning Indicator, LDA Warning, LED Headlamp Warning, Left High Beam, Left LDA Indicator, Left LDA Warning, Left Turn Signal Indicator, Left Turn Signal Lamp, Left Turn Signal Light, LH Courtesy Light, LH Mirror Up/Down, Lift Up Buckle, Lifter Operation, Light Control Glass Relay, Light Control Switch (DOWN), Light Control Switch (Single), Light Control Switch (UP), Limited Power Indicator, Lithium Battery Check Indicator, Lithium Battery Hot Indicator, LKA Lane Out Alarm Buzzer, Locator Lighting, Lock All Doors, Lock and Enable, Lock Display, Lock Faulty Display, Low Beam Headlight, Low Beam, Low Pressure Magnetic Valve, Low Pressure Tank Solenoid, Low-Beam Headlights, Lower Air Mix (Driver Side), Lower Air Mix (Passenger Side), Lower Back, Lower Cushion, LPG Indicator, Luggage Mode Indicator (Yellow), Luggage Mode Indicator, Lumbar Bottom, Lumbar Lift, Lumbar Middle, Lumbar Slide, Lumbar Upper, LWR Reference Run, M/H Bypass Cool Servo Pls, M/H Bypass Hot Servo Pls, Magnetic Clutch Relay, Magnetic Valve Operation, Main Battery(HV) Indicator, Maintenance Indicator Lamp, Maintenance Warning, Manual EVAP System Check, Manual SW Indicator, Master Warning, Meter Day Mode Switch, Meter Display (0), Meter Display (1), Meter Display (2), Meter Display (3), Meter Display (4), Meter Display (5), Meter Display (6), Meter Display (7), Meter Display (8), Meter Display (9), Meter Display (All), Meter Display 1, Meter Display 2, Middle Pressure Magnetic Valve, Mirror Fold Signal, Mirror Fold, Mirror Heater Relay,

Mirror Heater, Mirror Heating, Mirror Left/Right, Mirror Return Signal, Mirror Return, Mirror Up/Down, MMT E Mode Warning, Motor Relay Control, Motor Relay, Move SMC left to bottom left, Move SMC left to bottom right, Move SMC left to top left, Move SMC left to top right, Move SMC right to bottom right, Move SMC right to top left, Move SMC right to top right, Multi Channel SW, Multi Display All (White), Multi Display Default Screen, Multi Display Select Switch, Multi Switch (Back), Multi Switch (Down), Multi Switch (Enter), Multi Switch (Left), Multi Switch (Right), Multi Switch (Top), Multi Switch (Up), Multi Switch Operation, Navi CVT Indicator, Night View Indicator, Normal Sleep Mode, Not Available Display, O/D Cut Signal, O-D OFF Indicator, ODO-TRIP Change Switch, OFF Road Guidance Indicator, OFF Road Guidance Warning, Oil Level Warning, Oil Pressure Meter Operation (1-2), Oil Pressure Meter Operation (1-4), Oil Pressure Meter Operation (3-4), Oil Pressure Meter Operation (HIGH), Oil Pressure Meter Operation (LOW), Oil Pressure Meter Operation, Oil Pressure Warning, Oil Pump, Open Door Warning, Ottoman, Outside Mirror Footwell Lights, Outside Trunk/Backdoor Transmitter, Over Speed Indicator, Overhead Tuner Power Supply ON, Overhead Tuner Power Supply, Overheat Display, Oxygen Drive, P Range Display, P Range Indicator, P Supply for Steering Lock, Panel Light, Park Warning, Passenger Seat Operation Switch Indicator, Passenger Seat Sensor Power Supply, Passenger Side Seat Belt Warning, PBD Buzzer, PBD Close SW Light, PBD Clutch, PBD Motor, PBD Open/Close, PCS Approach Alarm Buzzer, PCS Buzzer, PCS Collision Alarm Buzzer, PCS Crash Alarm Buzzer, PCS OFF Warning, PCS Warning Indicator, PCS Warning, Pedestrian Protection Warning, Pelvis Support Operation, Pinion Gear Plunger (Hood Close), PKB Full Release Control, PKB Haul Display, PKB Light, PKB Lock Control, PKB Lock1, PKB Release Control, PKB Release1, Power Down, Power For BDoor Sens, Power For DR-Seat Sens, Power For Intrusion Sensor2, Power For PR-Seat Sens, Power For P-Seat Sens, Power For Tilt Sensor, Power Meter Operation, Power Running Board Forced Retracting, Power Window SW LED, Power Windows, Power/Engine SW Light, PPS Indicator, PPS Solenoid, PPS Warning, Pre Crash Brake OFF Light, Pre-Charge Pump, Pre-crash Indicator, Prohibit The Catalyst OT Misfire Prevent F/C, Prohibit the Catalyst OT Misfire Prevent Fuel Cut, Prohibit the Idle Fuel Cut, Protection Relay, Proximity Sound (Low Speed), Proximity Sound (Vehicle Stationary), Proximity Sound Indicator, Pr-Seat Outside Transmitter, Pr-Seat Select, P-Seat Outside Transmitter, P-Seat Select, PTC Heater, Pulse-wheel test, Pump Check Pattern, Pump Control, Pump Motor Relay, Purge Dilution Valve Duty Bank 2, Radar Cruise Approach Alarm Buzzer, Radar Cruise Indicator (Yellow), Radar Cruise Indicator, Radar Cruise Proximity Warning Buzzer, Radar Cruise Ready Indicator, Radar Cruise Stop Buzzer, Radar Cruise Stop Keeping Announce Buzzer, RCD OFF Indicator, RCTA Indicator, RCTA OFF Indicator, Ready Indicator, Rear A/M Servo Pulse(P), Rear A-C Mag Valve, Rear Air Mix Damper Control Servo Motor, Rear Air Mix Servo Target Pulse, Rear Blower Level, Rear Blower Motor, Rear Buzzer, Rear Defogger Relay, Rear Defogger, Rear DIFF LOCK Indicator, Rear Driver and Passenger Window Regulator Initialization, Rear Driver Side Power Window Close, Rear Driver Side Power Window Open, Rear Driver Side Sensor Power Supply, Rear Driver's Door Power Window Regulator Initialisation, Rear Fog Lamp Indicator, Rear Fog Lamp, Rear Fog Light Relay, Rear Fog Light, Rear Gate Solenoid, Rear Gate Valve, Rear Inner Wheel Control Indicator, Rear Inner Wheel Control Warning, Rear Inverter Cooling Fan, Rear Left Height Solenoid, Rear Left Seat Blower, Rear Left Seat Heater, Rear Left Solenoid, Rear Left Wheel Up/Down, Rear Leveling Solenoid, Rear Light Indicator, Rear Passenger Side Power Window Close, Rear Passenger Side Power Window Open, Rear Passenger Side Sensor Power Supply, Rear Passenger's Door Power Window Regulator Initialisation, Rear personal light, Rear Right Air Mix Damper Control Servo Motor, Rear Right Height Solenoid, Rear Right Seat Blower, Rear Right Seat Heater, Rear Right Solenoid, Rear Right Wheel Up/Down, Rear Seat Belt Warning, Rear Seat Belt, Rear Seat Lumbar Adjustment, Rear Side Buckle Light, Rear Washer Relay, Rear Washer, Rear Wheel Up by Accumulator, Rear Wheel Up/Down, Rear Wiper Operation, Rear Wiper Washer Motor Relay, Rear Wiper, Red Indicator, Reductant Consumption Warning, Reductant Discharge, Reductant Filling

(Pressure Keep), Reductant Injection Valve, Reductant Pipe Heater, Reductant Pump Check (Backward), Reductant Purge, Reductant Quality Warning, Reductant Tank Heater, Reductant Warning Indicator, Reductant Warning, Refresh B1, Refresh B2, Refresh B3, Refresh B4, Refresh B5, Refresh C1, Refresh C2, Refresh C3, Refresh C4, Refrigerant Gas Volume Check, Regulator Shut Valve, Relay for Interior Light Auto Cut Function, Release Display, Remote Engine Starter, Reverse Buzzer, Reverse Gear Signal, Reverse Signal, RH Courtesy Light, RH Mirror Right/Left, RH Mirror Up/Down, Ride Mode Indicator, Right High Beam, Right LDA Indicator, Right LDA Warning, Right Turn Signal Indicator, Right Turn Signal Lamp, Right Turn Signal Light, RL Wheel Air Bleeding Pattern, RL Wheel Up/Down, Rr Inner Wheel Control Indicator, Rr Inner Wheel Control Warning, RR Wheel Air Bleeding Pattern, RR Wheel Up/Down, Rr-Seat Inside Transmitter, SCV Duty Ratio, Seat Backrest Recline, Seat Belt Indicator, Seat Heater Active Level, Seat Slide Operation, Secondary Air VSV Control, Security Horn 2, Security Horn, Security Indicator, Self Power Siren, Sensitivity Check, Service Function Measured Data Wheel Electronics, SET Indicator, Shift-By-Wire Warning, Shock Detection Unlock, Shoulder, Shut Off Valve, Side Back Support, Side Cushion Support, Side Mirror Foot Light, Side Support Operation, Signal Check, SIL Down Indicator, SIL Indicator (Down), SIL Indicator (Up), SIL Up Indicator, SLC Solenoid, Slide Roof, Sliding Sunshade, Slip Control System, Slip Indicator Light, Slip Warning, SLS Pressure, Smart System Indicator, Smart System Warning, SOC Gauge (1-2), SOC Gauge (1-4), SOC Gauge (3-4), SOC Gauge (MAX), SOC Gauge (MIN), SOC Warning Indicator, SOC Warning, Solenoid (SB), Solenoid Relay, Solenoid(SB), Solenoid(ST), Sound, Speed Alarm Buzzer, Speed Meter Operation, Speed Signal Input (0), Speed Signal Input (120), Speed Signal Input (160), Speed Signal Input (200), Speed Signal Input (240), Speed Signal Input (280), Speed Signal Input (320), Speed Signal Input (360), Speed Signal Input (40), Speed Signal Input (400), Speed Signal Input (80), Speedometer Operation (0km-H,0mph), Speedometer Operation (200km-H,200mph), Speedometer Operation (240km-H,240mph), Speedometer Operation (280km-H,280mph), Speedometer Operation (320km-H,320mph), Speedometer Operation (360km-H,360mph), Speedometer Operation (400km-H,400mph), Speedometer Operation (40km-H,40mph), Speedometer Operation (80km-H,80mph), Sport Indicator (CVT Sport), Start SW Light Power Supply, Starter (Hood Close), Starter Motor Drive Magnet Switch (Hood Close), Steering Heater Indicator (Yellow), Steering Heater, Steering Wheel Vibration, Step Light, Stoichiometric Ratio Combustion, Stop Start Buzzer, Stop Start Permit Cond (A/C), Stop Start Permit Cond (ABS), Stop Start Permit Cond (Battery), Stop Start Permit Cond (Engine), Stop Start Precondition2 (Control), Stop And Start OFF Indicator, Stop And Start ON Indicator, Stop Lamp Relay, Stop Lamp, Stop Light Relay, Stop light System Indicator Light, Stratified Charge Combustion, Stroke Simulator Cut Valve Pattern, Sub Fuel Gauge Operation (1-2), Sub Fuel Gauge Operation (1-4), Sub Fuel Gauge Operation (3-4), Sub Fuel Gauge Operation (Empty), Sub Fuel Gauge Operation (Full), Sub Fuel Gauge Operation (Sender E), Sub Fuel Gauge Operation (Sender F), Sub Fuel Gauge Operation, Sub Fuel Tank VSV, Supercharger Control, Swirl Control VSV, Tachometer Operation (0rpm), Tachometer Operation (10000rpm), Tachometer Operation (2000rpm), Tachometer Operation (3000rpm), Tachometer Operation (4000rpm), Tachometer Operation (5000rpm), Tachometer Operation (6000rpm), Tachometer Operation (7000rpm), Tachometer Operation (8000rpm), Tachometer Operation (9000rpm), Tachometer Operation, Tail Lights, Tail OFF Indicator, Taillamp Indicator, Taillight Relay, Taillight-Clearance Light, Target Fuel Pressure Control, Telesco Operation, Temporary Activation and Temporary Deactivation, Temporary Vehicle Start Up, Test Mode, Test the Turbo Charger Step Motor #2, Test The Turbo Charger Step Motor Bank 1, Test The Turbo Charger Step Motor, Tilt Operation, Timer Switch (00), Timer Switch (H), Timer Switch (M), Timer Switch (Single), Tire Pressure Indicator, Tire Pressure Light, Tire Pressure Warning System Indicator, Tow Haul Indicator, TPMS Warning Light, Trac Motor Relay, TRAC Solenoid (SPFL), TRAC Solenoid (SPFR), TRAC Solenoid (SRCF), TRAC Solenoid (SRCR), TRAC Solenoid (SRMF), TRAC Solenoid (SRMR), TRC OFF Indicator Light, TRC(TRAC) Motor Relay,

TRC(TRAC) OFF Indicator Light, Trip Reset Switch, Trunk And Back-Door Open, Turbo Boost VSV Control, Turbo Boost VSV, Turbo Charger Step Motor, Turbo Pressure VSV, Turn Light LH Relay Operation, Turn Light RH Relay Operation, Turn Signal Indicator - Left, Turn Signal Indicator - Right, Unlock All Doors, Upper Air Mix (Driver Side), Upper Air Mix (Passenger Side), Variable Intake VSV Control, Variable Shade Beam LH, Variable Shade Beam LH/RH, Variable Shade Beam LH-RH, Variable Shade Beam RH, Variable Intake VSV, Vehicle Approach Warning OFF Indicator, Vehicle Horn, Vehicle Proximity Notification System Warning, Vehicle Stop Warning, VGRS Warning, Viscous Heater, VN Turbo Open, Volt Meter Operation (0V), Volt Meter Operation (12V), Volt Meter Operation (15V), Volt Meter Operation (18V), Volt Meter Operation (3V), Volt Meter Operation (6V), Volt Meter Operation (9V), VSC Indicator Lamp, VSC OFF Indicator Light, VSC TRC Indicator, VSC Warning Light, VSC/TRAC Off Indicator Light, VSC/TRAC Solenoid, VSC/TRC Indicator, VSC/TRC Solenoid (SMF), VSC/TRC Solenoid (SMR), VSC/TRC Solenoid (SPFL), VSC/TRC Solenoid (SPFR), VSC/TRC Solenoid (SRCF), VSC/TRC Solenoid (SRCR), VSC/TRC Solenoid (SRMF), VSC/TRC Solenoid (SRMR), VSC-TRAC Off Indicator Light, VSC-TRAC Solenoid (SMF), VSC-TRAC Solenoid (SMR), VSC-TRAC Solenoid (SPFL), VSC-TRAC Solenoid (SPFR), VSC-TRAC Solenoid (SRCF), VSC-TRAC Solenoid (SRCR), VSC-TRAC Solenoid (SRMF), VSC-TRAC Solenoid (SRMR), VSC-TRC(TRAC) Solenoid, VVT Exhaust Linear (Bank 1), VVT Exhaust Linear (Bank 2), VVT Linear (Bank 2), VVT System (Bank 2), VVTL System (Bank 1), VVTL System (Bank 2), Washer Nozzle Heater, Washer Warning, Water Level Warning, Water Pump, Water Temperature Meter Operation (120C,248F), Water Temperature Meter Operation (127C,260F), Water Temperature Meter Operation (50C,122F), Water Temperature Meter Operation (60C,140F), Water Temperature Meter Operation (70C,158F), Water Temperature Meter Operation (80C,176F), Water Temperature Meter Operation (Middle), Water Temperature Meter Operation, Wheel Electronics - Warning and Calibration Data, Wheel Speed Sensor Functional Test, Wheel Speed Sensor Supply, Windscreen Washer Pump, Wing and Deflector Extend/Fold, Wing Angle, Wing Extend, Wing Fold, Wiper Motor Hi, Wiper Motor Lo, Wiper Power Relay, Wiper Service Position, Wireless Buzzer

New Coverage Details – USA European

New Alfa Romeo Coverage

- Added coverage for 70 new system applications

61 new Adjustment type special tests:

ABS Unit Bleed, Actuator Calibration, Back Lighting, Brake Fluid Replacement/Brake Fluid Reservoir Substitution, Calibrate Tandem Master Cylinder Sensor, Caliper EPB substitution, Clear TPM Sensor Rolls Test Results, Clear TPM Sensor Warnings, Close Door Calibration, Downstream Lambda Sensor Heater Self-learning Reset, DTCM Replacement, Electric Park Brake Management, Enable Brake Pedal, Enable/Disable The Roll Bench Mode, EPB Assembly Check, Exit Logistic Mode, Exit Shipping Mode, Fire Protection System Activate, Front Brake Disc Substitution, Front Caliper Substitution, Heated Seat NTC Validation, HVAC Actuator Calibration Test, HVAC FGA Self Learning Motors Test, Initialize EPS, Intake Lambda sensor adaptive parameters reset, Longitudinal And Lateral Sensor Calibration, Modify Volumetric Sensors Sensitivity, Oil Change, Oil Service Reset, Open Door Calibration, Original VIN Lock, Power Take - Off Unit Replacement, Pressure Sensor Calibration, Production State, Proxi Configuration Alignment, Proxi Configuration, RDU Replacement, Rear Brake Disc Substitution(Continental),

Reset Adaptive Data, Reset Angle Offset, Reset ECU, Reset Fuel Rail Bleed Procedure, Reset of VCM Bad Programming Snapshot, Reset oil life monitoring parameter, Reset Parameters to Default, Reset Service Information, Seat Belts Alarm Enable, Seat Belts Alarm Exclusion, Settling Group Caliper and Brake Pads, Steering Angle Calibration, Throttle Body Self-Learn Activation, Tire Pressure Sensor Registration, TPM Pressure Update to Placard Value, TPMS Calibration, Trailer Hook Presence Disabling, Trailer Hook Presence Enabling, Update Front and Rear Axle Nominal Tire Pressure Values, VCM Adaptive Parameter Reset After Block Change, VCM Adaptive Parameter Reset After Oil Change, VIN Lock, Write VIN

844 new Actuation type special tests:

"EOBD" (Electronic On Board Diagnostic) failure indication, 1st Row Ceiling Light, 2nd Row Ceiling Light, 2WD Rolls Mode, 3rd Row Ceiling Light, 4th Row Ceiling Light, A/C Request, ABS (Anti-lock Brake System) safety indication, ABS Lamp, ABS Safety indication, ABS Safety lamp, A-C Request, Actuate All Heaters, Actuator Test Injector, Actuator Test Inverse Pump, Actuator Test Pump, Actuator Test Tank Heater, Actuator Test Tube Heater, Air Conditioner Relay Command, Air Defrost Motor Distribution (Left side), Air Defrost Motor Distribution (Right side), Air Mix Motor, Air Mode Motor, Air Rear Motor Distribution, Air Vent - Floor Motor Distribution (Left side), Air Vent - Floor Motor Distribution (Right side), Airbag failure indication, Alarm/Doors Status Led, Alarm/Doors Status/Deterrence LED, Alarm-Doors Status-Deterrence LED, All Stop Lights (EMEA 949), All Stop Lights (EMEA 952), All Stop Lights (NAFTA 949), All Stop Lights (NAFTA 952), All Stop Lights W-Combined Rear Lighting, All Stop Lights W-O Combined Rear Lighting, All Stop Lights, Ambient dimming command, Ambient Dimming, Ambient Illumination; Interior, Ambient Light, AMP Output Short Test, AMP Output Tone Test, Antenna Power, Antilock brake (ABS) failure indication, Anti-lock Brake System (ABS) safety indication, ASR Button lamp, ASR-ESP Safety indication, ASR-ESP Safety Lamp, Assist Call Button Green LED, Assist Call Button Red LED, Assist Call Green Day PWM, Assist Call Green Night PWM, Assist Call Red Day PWM, Assist Call Red Night PWM, Audio Measure AC and DC, Audio Routing, Audio Test For Subwoofer Specific, Audio Video Signal Detection, Audio Volume (Current Source), Audio Volume (current source), Audio Volume (ENT), Audio Volume (INFO 1), Audio Volume (INFO 2), Audio Volume (SIG), Auto high beam activation, Autocheck, Automated Driver Door Ajar Signal, Automated Driver Door Open, Automatic Functions Activation, Automatic High Beam, Background LED Illumination Level, Backlight 1 Level, Backlight 2 Level, Backlight 3 Level, Backlight 4 Level, Backlight 5 Level, Backlight 6 Level, Backlight 7 Level, Backlight 8 Level, Backlight Command (Day Night Internal Light), Backlighting LEDs, Backlighting, Backup Light, Backup Lights, Balance Level Settings, Balance Settings, Bargraph, Bass Level Settings, Bass Settings, Blow By Heater Relay Command, Blow-by Heater command, BLOWER Motor Brushed, BLOWER Motor Brushless, Blower Motor Speed, Blower Motor, Blue Lights, Brake Sys Fail Ind, Elec PK Brk Indication And EPB Fail Indicati, Brake Sys Fail Indication, Electronic Parking Brake Indication, Brake System Fail Indicator, EPB Indicator, Brk Sys fail Ind (EBD Included) - Man Park Brk Ind, Brk Sys fail Indication, Elec Park Brk Ind, Brk Sys fail Indication, Elect Park Brk Ind and EPB fail Ind, Button LEDs, Button symbol Back-Light PWM Duty, Buzzer Control, Buzzer, Calibration Sensor, Camshaft Valve Control Position inlet command, Camshaft Valve Control Position outlet command, Ceiling Light Front, Ceiling Light Rear Left or Central, Ceiling Light Rear Left, Ceiling Light Rear Right, Ceiling Light, Central high mounted Stop Light (CHMSL), Central high mounted Stop Light, Central Lock, Central Stop Lamp, Central Unlock, CHSML and Stop/Turn Lights, Clearance Identification Lights Relay, Comfort Closing And Opening, Comfort ClosingOpening, Comfort Enable, Command By-Pass Valve, Command Key Unlock, Command Shift Lock, Control chime, Cooling Fan, Cruise control lamp command, D+ Repetition Relay Command, Damper Front Left Command, Damper Front Right Command, Damper Rear Left Command, Damper Rear Right Command, Day Lights Left - Right, Day Lights Left -Right, Day Lights Left, Day Lights Right, Day Lights, Day Run Light (DRL) Parking

Light Left (Halogen), Day Run Light (DRL) Parking Light Left (Xeno), Day Run Light (DRL) Parking Light Left LED, Day Run Light (DRL) Parking Light Left, Day Run Light (DRL) Parking Light Right (Halogen), Day Run Light (DRL) Parking Light Right (Xeno), Day Run Light (DRL) Parking Light Right LED, Day Run Light (DRL) Parking Light Right, Day Run Light (DRL) Parking Turn Light Left, Day Run Light (DRL) Parking Turn Light Right, Daylights and Position Left, Daylights and Position Right, Daylights Halogen Left, Daylights Halogen Right, Daylights Xenon Left, Daylights Xenon Right, Deactivation Parking Sensor LED, Deactivation Parking Sensor, Dead Lock Relay, DeadLock Relay, DeadLock Relay-Independent Driver Door Unlock, Defeat Engine ON, Diagnosis Module for Tank Leakage (DMTL) command, Diesel Particulate Filter Lamp Command, Dimming display, Dimming Graphics, Direct Injection Valve 1 Command, Direct Injection Valve 2 Command, Direct Injection Valve 3 Command, Direct Injection Valve 4 Command, Direct Injection Valve 5 Command, Direct Injection Valve 6 Command, Display Dimming, DNA Status LED 3, Door Ajar Signal To Front Ceiling Dome, Door Handle Power Control, Door Handle Power, Door Handle Verification Test, Door Locks, Door Status LED Command, Door Status Led, Doors Status - Deterrence LED Driver Door, Doors Status - Deterrence LED Passenger Door, Doors status - deterrence LED, Downstream lambda probe heater command, Drive Style 2 LED Command, Drive style 2 LED, Drive Style 3 LED Command, Drive style 3 LED, Driver Door Ajar Signal To Manual Transmission Automated, Driver Door Ajar Signal To MTA (Manual Transmission Automated), Driver Door Ajar Signal To MTA, Driver Door Unlock, Driver Doors Status - Deterrence LED, Driver Heated Seat, Driver Seat Backrest Command, Driver Seat Lift Command, Driver Seat Slide Command, Driver Seat Tilt Command, Drivers Window Control, DRL - Front Park Lights, DRL Left, DRL Right, DSU LED Command 1, DSU LED Command 2, DSU LED Command 3, Dump valve command, EBD (Electronic Brake Distribution) safety indication, EBD Safety Lamp, E-Call Button Backlight LED, E-Call Button Green LED, E-Call Button Red LED, E-Call Green Day PWM, E-Call Green Night PWM, E-Call Red Day PWM, E-Call Red Night PWM, ECO Led Command, ECO LED, ECO-LPG-SS-E-Costing LED Command, EGR cooler bypass command, EGR high pressure cooler bypass command, EGR Valve Command, Elec Stabil Ctrl (ESC) Sys Intrvntn - fail Ind HILL HOLDER Sys, Electric Park Brake, Electric Pump Drive Unit Command, Electric seat movement Relay, Electric Seat Movimentation Relay, electromagnetic brake for engine stop command, Electronic Brake Distribution (EBD) safety indication, Electronic Parking Brake (EPB) failure indication, Electronic Stability Control (ESC) Indicator, Electronic Stability Control (ESC) OFF lamp indication, Electronic Stability Control (ESC) system deactivation, Electropump motor command, Electrovalve Clutch Command (K2), Electrovalve Odd Gear Command (K1), Enable sunroof unit, Engagement electrovalve PPV1 command (3rd/2nd/Reverse), Engagement electrovalve PPV1 command (6th-7th-R-5th), Engagement Electrovalve PPV2 Command (1st/4th/5th/6th), Engagement electrovalve PPV2 command (2nd-3rd-4th-1st), Engine Oil Pressure Lamp Command, Engine Speed Cluster, Engine Water Over Temperature Lamp Command, Engine Water Over Temperature, EOBD (Electronic On Board Diagnostic) Failure Indicator, EOBD And Engine System Fault Lamp, EPB (Electric park brake) Button Led, EPB (Electric park brake) Red lamp, EPB (Electric park brake) Yellow lamp, EPB Failure Lamp, EPB Function Lamp, EPB Indicator And EPB Fail Indicator, EPB switch lamp, EPB Warning Light, EPS Adaptive Data Control, ESC - HILL HOLDER Sys Fail Indicator, ESC (Electronic Stability Control) Safety lamp, ESC (Electronic Stability Control) System Deactivation, ESC / Hill Holder Failure Lamp, ESC Button Lamp, ESC Safety Lamp, Evaporative System Integrity Monitor (ESIM) solenoid command, Even Gear Clutch (K2) Control|Solenoid Valve Command, Even gear clutch K2 control solenoid valve command, Exhaust bypass valve command, External Control Variable Displacement (ECVD), External Mirror Fold, External Mirror Unfold, Externalcrown Light Rear Left LED, Externalcrown Light Rear Right LED, Externally Controlled Variable Displacement (ECVD) Command (DC), Fade Settings, Fader Level Settings, Fader Settings, Fan Climate Relay, First Start Power Limitation, Flasher – Rear backup Left Light, Flasher – Rear backup Right Light,

Flasher Front Left, Flasher Front Right, Flasher Rear - Lateral Left, Flasher Rear - Lateral Right, Flex Fuel reserve indication, Fog Front Light Left, Fog Front Light Right, Fog Front Lights Left Right, Fog Lamps, Fog Light Led, Fog Lights, Fog Rear Light Left -T2 (952), Fog Rear Light Or Second Backup Light, Fog Rear Light Right -T2 (952), Fog Rear Lights -T2 (949), Forward Collision Warning OFF, Frequency Step Selection Tuner AM-FM, Frequency Step Selection Tuner FM2, Frequency Step Selection, Front Ceiling Light - Inadvertent Lights, Front Ceiling Light + Inadvertent Lights, Front Ceiling Light Command Enable, Front Ceiling Light, Front Driver Window Lifter Command Down, Front Driver Window Lifter Command Up, Front DRL Light Xenon, Front Fog Light Left, Front Fog Light Right, Front Fog Lights Halogen, Front Fog Lights, Front Foglights, Front Jet Wiper, Front Lateral Left Turn Lights, Front Lateral Right Turn Lights, Front Left Flasher, Front Left Heat Seat Request, Front Left Parking Light, Front Lock doors command, Front Mode Door Actuator Position, Front Parking Light, Front Passenger Window Lifter Command Down, Front Passenger Window Lifter Command Up, Front Position Light Xenon, Front Position-DRL Light Halogen, Front Right Flasher, Front Right Heat Seat Request, Front Right Parking Light, Front Shut-Off Valve Request, Front Side Marker, Front Unlock, Front Wash, Front Wiper Test, Front Wiper, Fuel Filter Heater, Fuel Filter Heating, Fuel Level low, Fuel Pump Relay Command, Fuel Type, Gear Lever Position Display Test, Gearbox oil pump command, General Stop For All Actuators, Glow lamp command, Glow Plug / Cold Inhibit Lamp, Glow plug indication - Cold Start inhibition, Half engine mode valve command, Hazard Command LED, Hazard LED, Head Lamp Wash Relay Command, Head Lamp Wash, Head Lamp Washer Relay, Headlamp Washer, Headlamps move in highest position, Headlamps move in left position, Headlamps move in lowest position, Headlamps move in middle (vertical) position, Headlamps move in right position, Headlamps move in the straight ahead position, Headlamps moving in the central vertical position, Headlamps moving in the highest position, Headlamps moving in the left limit position, Headlamps moving in the lowest position, Headlamps moving in the right limit position, Headlamps moving in the straight ahead position, Heated Rear Window Led Command, Heated Rear Window Relay Command, Heated Rear Window Relay, Heated Rear Window, Heated Seat Left Request, Heated Seat Right Request, Heated Steering Wheel Request, Heater Rear Mirror, Heater Rear Window, Heating Driver Command, Heating Passenger Command, Heating Steering Wheel Command, High beam headlamp indication, High Beam Indicator, High Beam Left, High Beam Light Left, High Beam Light Right, High Beam Lights, High Beam Right, High Beam Xenon with shutter, High Beams Lights Halogen, High Beams Lights, High Beams, High Side For Diesel Filter Heater Relay Command, Hill Hold Indicator, Hill-Holder Safety indication, Hill-Holder Safety Lamp, Hill-Holder Safety Lamp-Message, Horn relay command, Horn Relay, Horn, Ice Led, Immobilizer Antenna, In Motion Menu Control, Indicator Lamp Airbag, Indicator LED Illumination Level, Injector 1 coil command, Injector 2 coil command, Injector 3 coil command, Injector 4 coil command, Injector 5 coil command, Injector 6 coil command, Inlet valve FL activation, Inlet Valve FL, Inlet valve FR activation, Inlet Valve FR, Inlet valve front left activation, Inlet Valve Front Left, Inlet valve front right activation, Inlet Valve Front Right, Inlet valve rear left activation, Inlet Valve Rear Left, Inlet valve rear right activation, Inlet Valve Rear Right, Inlet valve RL activation, Inlet valve RL, Inlet valve RR activation, Inlet valve RR, In-Plant Mode Activation, Instrument Panel Dimming, Instrument Panel Dimming, Intake lambda probe heater command, Internal Led Night Lights, Internal Night Lights, Internalcrown Light Rear Left LED, Internalcrown Light Rear Right LED, Inverter Enable Command (949), Inverter Enable Command (952), Inverter Enable Command, Inverter Enable, Inverter Switch, Inverter, IP dimming command, Key LED PWM Duty, Key LED, Key lock command, Key Symbol Back-Light PWM Duty, Knob LED control, Lamp Control, Lane Dep Warn (LDW) on Not Armed- on Armed- on Warn, Lane Departure Warning (LDW) On Not Armed- On Armed- On Warning, Lane Departure Warning (LDW) user disabled (OFF), Latch Cinch Test, Lateral Anti Tilt Sensor, Lateral Anti-tilt X Sensor, LCD Back-Light PWM Duty, LCD Symbols, LDW (Lane Departure Warning), LDW on not armed on armed on warning, LED Lock Inhibition Rear Widows

Lifter, LED, Led1a Rear Left Heater (Switchled 1A CMD), Led1b Rear Left Heater (Switchled 1B CMD), Led1c Rear Left Heater (Switchled 1C CMD), Led4a Rear Right Heater (Switchled 4A CMD), Led4b Rear Right Heater (Switchled 4B CMD), Led4c Rear Right Heater (Switchled 4C CMD), Left (Front/Central/Rear) Turn Lights, Left (Front-Central-Rear) Turn Lights, Left (Front-Rear) Parking Lights, Left Air Distribution Motor, Left Air Mix Motor, Left Air Mix Servo Motor Target Position, Left DRL, Left Front Park Lamp, Left Parking Lights, Left Rear Stop Light (Fixed), Left Rear Tail Light + Side Marker, Left Rear Tail Light, Left Rear Turn Lights (EMEA), Left Rear Turn-Stop (NAFTA), Left Rear Turn-Stop Light (Fixed), Left Turn Indicator, Left Turn Light Front-Lateral, Left Turn Light indicator, Left Turn Light, Left Turn Lights, Left Turn Signal Indicator, Left turn signal lamp indication, Left Turn Signal Lamp, License Plate Lamp, License Plate Light, License Plate Lights Command, License Plate Lights, Light sensor, LIN Anti Tilt Sensor Check, LIN Line Request Check, LIN Siren Check, LIN Ultrasonic Sensors Check, Line Departure Warning (LDW) Left Side, Line Departure Warning (LDW) Right Side, Locate Learned Keys, Lock - Unlock Steering Wheel, Lock Doors Command, Lock Inhibition Rear Widows Lifter LED, Lock Rear Doors Relay, Lock Unlock Doors LED, Longitudinal Anti Tilt Sensor, Loud Speaker Test, Low Beam Left, Low Beam Light Left, Low Beam Light Right, Low Beam Lights Halogen, Low Beam Lights Left Right, Low Beam Lights, Low Beam Right, Low Beam Xenon, Low Beams, Low Fuel Lamp, LPG Failure - Reserve, LPG Led Command, Main-Left Temp. Door Position, Microphone Test, Mid Range Settings, Mid-Range Audio Level Settings, Mid-Range Settings, Mirror Heater, Mirror LED, Mode Selection, Module Self Test, Motorized throttle command, MProp Command (High Pressure), Night lighting command, Night lights, O2 Sensor and Catalyst Test, OBD Vent Valve Command, Odd gear clutch (K1) controlsolenoid valve command, Odd gear clutch K1 control solenoid valve command, On-Demand Self-Test, Outlet valve FL activation, Outlet Valve FL, Outlet valve FR activation, Outlet valve FR, Outlet valve front left activation, Outlet valve front right activation, Outlet Valve Left Front, Outlet valve rear left activation, Outlet Valve Rear Left, Outlet valve rear right activation, Outlet Valve Rear Right, Outlet Valve Right Front, Outlet valve RL activation, Outlet valve RL, Outlet valve RR activation, Outlet valve RR, Parking Assistant LED, Passenger and Rear Doors Unlock, Passenger Door Power Window, Passenger Door Unlock, Passenger Doors Status - Deterrence LED, Passenger Heated Seat Relay, Passenger seat Air-bag manual deactivation indication, Pilot 1 (USV1-Normally Open), Pilot 2 (USV2-Normally Open), Pilot valve 1 activation, Pilot Valve 1, Pilot valve 2 activation, Pilot Valve 2, Port Injection Valve 1 Command, Port Injection Valve 2 Command, Port Injection Valve 3 Command, Port Injection Valve 4 Command, Port Injection Valve 5 Command, Port Injection Valve 6 Command, Position lamp indication, Position Lamp Indicator, Position Light Relay, Power Down, Power Steering Failure Indication, Power Steering Failure Indicator, PPV1 Electro-Valve, PPV-K2 Clutch Electro-Valve, PPVS Electro-Valve, Priming 1 (HSV1-Normally Closed), Priming 2 (HSV2-Normally Closed), Priming valve 1 activation, Priming Valve 1, Priming valve 2 activation, Priming Valve 2, PTC Control (Relay), PTC Control, PTC High Power (Relay), PTC Low Power (Relay), Puddle Light Command Driver Side, Puddle Light Command Passenger Side, Puddle light Driver (Door handle and door panel), Puddle light Driver side, Puddle Light Driver, Puddle light Passenger (Door handle and door panel), Puddle light Passenger side, Puddle Light Passenger, Puddle Light Rear Driver(Door Handle And Door Panel), Puddle light Rear Left (Door handle and door panel), Puddle Light Rear Passenger(Door Handle And Door Panel), Puddle light Rear Right (Door handle and door panel), Puddle Light, Puddle Rear Light Left, Puddle Rear Light Right, Purge canister valve command, QPV K1 Clutch Electro-Valve, QVPM Enable Command, Radiator Cooling Fan PWM D-Cycle, Radiator Cooling Fan PWM Duty-Cycle, Radio Volume, Rain and Automatic Lights Sensors Check, Range Selection Electrovalve Command (PPVS), Range selection electrovalve command, Read VIN, Rear Ceiling Light - Inadvertent Lights, Rear Ceiling Light + Inadvertent Lights, Rear Ceiling Light 1st Row, Rear Ceiling Light 2nd Row, Rear Ceiling Light, Rear Ceiling Lights, Rear Defrost, Rear Department, Rear Door Status LED, Rear Fog Light / Side Marker Lights, Rear Fog Light or Second Backup

Light - Side Marker Lights, Rear Fog Light or Second Backup Light, Rear Fog Light, Rear Fog Lights Left T2 Movable, Rear Fog Lights Right T2 Movable, Rear Fog Lights, Rear Fog T2 (Movable), Rear Heated Window, Rear HVAC Blower Motor, Rear Left Heating Command, Rear Left Parking Light, Rear Left Position Light, Rear Left Turn Light, Rear Left window lifter command, Rear Load Compartment Status LED Command, Rear Parking Light - Side Markers, Rear Parking Light / Side Markers, Rear Parking Lights Command LED, Rear Parking Lights Command, Rear Reverse Light (Movable), Rear Reverse Light Left -T2 (952), Rear Reverse Light Right -T2 (952), Rear Reverse Lights -T2 (949), Rear Right And Left Tail T2 (Movable), Rear Right Heating Command, Rear Right Parking Light, Rear Right Position Light, Rear Right Turn Light, Rear Right window lifter command, Rear Shut-Off Valve Request, Rear Stop Lights (Movable), Rear Trunk light, Rear Turn Lights Left EMEA, Rear Turn Lights Right EMEA, Rear Wash, Rear Window Washer, Rear Window Wiper (949), Rear Window Wiper, Rear Wiper, Rec Motor, Recirc. Door Actuator Position, Recirculation Motor, Recirculation pump activation, Recirculation Pump, Redundant Ignition RUN/START Feed Output Control, Redundant Ignition RUN-START Feed Output, Repetition Driver Door Open For MTA (NCR), Repetition driver door open for MTA (Robotic Gear), Reverse Gear Light, Reverse Gear Lights, Reverse Lamp, Right (Front/Central/Rear) Turn Lights, Right (Front-Central-Rear) Turn Lights, Right (Front-Rear) Parking Lights, Right Air Mix Motor, Right Air Mixing Motor, Right DRL, Right Front Park Lamp, Right Front Turn Light-Lateral, Right Parking Lights, Right Rear Tail Light (Fixed), Right Rear Tail Light, Right Rear Turn Lights (EMEA), Right Rear Turn-Stop (NAFTA), Right Temp. Door Actuator Position, Right Turn Indicator, Right Turn Light, Right Turn Lights, Right turn signal lamp indication, Right Turn Signal Lamp Indicator, Right Turn Signal Lamp, Safety Indication Adaptive Cruise Control, Safety Indication Forward Collision Warning, Safety Indication Normal Cruise Control, Safety indication, Satellite digital audio receiver (SDAR) station selection, SBMT (Supply Battery Monitoring Time), SBMT 0, SBMT, Screen Test Pattern, SDAR Station Selection, SDC Status Red LED, SDC Status White LED, Seat Belt Lamp, Seat belt unfastened Lamp, Seat belt unfastened Warning cycle, Seat Belt Warning Chime, Seek Status Tuner AM-FM, Seek Status Tuner DAB, Seek Status Tuner Digital Audio Broadcasting (DAB), Seek Status, Set Transference Clutch Torque, Shift Lock Coil Command, Shift Lock Command, ShiftLock, Side Marker Front, Side Marker Lamps, Side Marker Lights Rear -T1 (952), Side Markers Command, Side markers, Speaker Quadrant Selection, Sport Led, SS Command LED, SS LED command, SSB BACKLIGHT Control, Start Stop activation, Station Selection, Step Light, Stop - Position - Turn Left Light 1, Stop - Position - Turn Left Light 2, Stop - Position - Turn Right Light 1, Stop - Position - Turn Right Light 2, Stop - Position Left Light 1, Stop - Position Left Light 2, Stop - Position Right Light 1, Stop - Position Right Light 2, Stop Start LED, Stop And Start Led, Stop Lamp, Stop Light Left, Stop Light Right, Stop Light, Stop Parking Lights Left, Stop Parking Lights Right, Stop Parking Turn Lights Left 1, Stop Parking Turn Lights Left 2, Stop Parking Turn Lights Right 1, Stop Parking Turn Lights Right 2, StopStart LED Command, StopStart LED, Street Bending Light (SBL) Left, Street Bending Light (SBL) Right, Sunroof Abilitation, Tail Or Tail Side Marker Rear Left -T1 (949), Tail Or Tail Side Marker Rear Right -T1 (949), Tail Rear Right And Left -T2 (949), Tail Stop Or Tail Stop Turn Rear Left -T1 (952), Tail Stop Or Tail Stop Turn Rear Right -T1 (952), Tail Stop Rear Left -T2 (952), Tail Stop Rear Right -T2 (952), Test Pattern Display, Thermostat activation command, Throttle Valve Test, Tire Pressure Module (TPMS), Tire Pressure Module (TPMS) not available-not programmed, Tire Pressure Module (TPMS), Tire Pressure Warning Lamp, Tone Test, Tow Bar Activation, TPM Sensor Rolls Test, TPMS Failure Lamp, TPMS Generic Failure Monitoring Lamp, TPMS Not Available - Not Programmed, TPMS Warning Light, Treble Level Settings, Treble Settings, Trunk Lamp, Trunk Latch Command relay, Trunk Light + Inadvertent Lights, Trunk Light, Trunk Opening Relay, Trunk Release Relay Command, Trunk Release Relay, Turbo oil supply valve command (half engine mode) command, Turbocharger Pressure Actuator Command, Turn - Rear backup Left Light, Turn - Rear backup Right Light, Turn Front Lateral Lights Left, Turn Front Lateral Lights Right, Turn

Front Light Left, Turn Front Light Right, Turn Light Front - Lateral Left, Turn Light Front - Lateral Right, Turn Light Front Left, Turn Light Front Right, Turn Light Rear - Lateral Left, Turn Light Rear - Lateral Right, Turn Rear Backup Left Light, Turn Rear Backup Right Light, Turn Rear Lateral Lights Left, Turn Rear Lateral Lights Right, Turn Rear Light Left -T1 (EMEA), Turn Rear Light Right -T1 (EMEA), Turn Stop Rear Left Light -T1 (NAFTA), Turn Stop Rear Right Light -T1 (NAFTA), Tyre Pressure Module (TPMS), UGDO (Universal Garage Door Open) enable command, Under Inflation Lamp, Under Inflation Monitoring Lamp, Universal Garage Door Open, Unlock doors command, Unlock Doors, Upstream lambda probe heater bank1 command, Upstream Lambda Probe Heater Bank2 Command, Upstream lambda probe heater command, USB1 CMD, USB1 LED CMD, USB2 CMD, USB2 LED CMD, User Interface Test, Valve multiair system activation cyl.1, Valve multiair system activation cyl.2, Valve multiair system activation cyl.3, Valve multiair system activation cyl.4, Variable coolant pump command, Variable displacement oil pump command, Variable swirl actuator closing command, Vehicle Speed Cluster, Video Input Settings, Volume Knob Illumination Power, VSO Regeneration Command, Waste gate valve command, Water In Fuel Filter Lamp Command, Wheel Speed Sensor Functional Test, Window Heater Led, Window Lifter Switch Enable, Windshield heater, Windshield Heating, Windshield Washer Relay, Windshield Washer, Windshield Wiper Relay, Windshield wiper, Wiper Status

New Audi Coverage

15 new Adjustment type special tests:

Adaptation (10) / Long Adaptation (0A), Adjustment, Basic Setting, Basic Settings (04), Knockout Timer, Log-in(11) Adaptation(10), Log-in(11) Basic Settings(04), Log-in(11) or Coding II(11), Production Process Data 1, Reset Adaption To Factory Setting, Security Access (16) Adaptation (10) / Long Adaptation (0A), Security Access(16) Basic Settings (04), Steering Wheel Angle Correction For Steering Wheel Deviation Production, Transfer Configuration, Write Configuration

2 new Actuation type special tests:

Output Tests (03), System Identification

New BMW/Mini Coverage

- Added coverage for 29 new system applications

307 new Adjustment type special tests:

A/C Air Distribution Flap Test, A/C Compressor Adaptation, A/C compressor run-in protection, Activate electric fuel pump, Activate HUD, Activate intelligent alternator control, Activate Parking Brake After Pad Replacement, Activate Parking Brake For Pad Replacement, Activate Vehicle Mode, Activate/Deactivate Start/Stop Function, Activate/Deactivate Transportation Mode, Activate/Stop/Status DSC Bleeding(HL), Activate/Stop/Status DSC Bleeding(HR), Activate/Stop/Status DSC Bleeding(VL), Activate/Stop/Status DSC Bleeding(VR), Active steering commissioning/adjustment, Adaptation (10) / Long Adaptation (0A), Adaptation for Lambda control, Adaptation Of Idle Speed, Adaptation of immobilizer, Adaptation thermostat map, Adapting Of Control Motors, Adaption Function Reset, Adjust Fuel Consumption Display Correction Factor, Adjust Wastegate Linkage, Adjusting The Electromotive Throttle Controller, Air Conditioner Control Motors: Adapt Positions To The System, Air Conditioner Control Motors: Adapting, Air Conditioner Control Motors: Service Position Activation, Air Mix Flap Initialization, Air Spring Struts Installation/Removal, Airbag Configuration, Air-Conditioning System Control Unit Reset, Alarm

Horn Adjustment, Ambient lighting adaptation, Ambient lighting: Automatic addressing, Analog Paddle Reset, Assembly Position Of Window Lifters, Assistance Driving Light Activation/Deactivation Delay, Audible Locking Confirmation, Audible Unlocking Confirmation, Auto. setting air damper control motors, Auto-Lock, Autom. transm. adaptation values reset, Automatic transmission control unit reset, Automatic transmission oil level check, Auto-Unlock, Auxiliary Battery (24V EPS) Exchange, Average consumption display correction, Balance Value Of LL (idle) Program, Basic Setting, Basic Settings (04), Battery Exchange Register, Battery Replacement, Bleed Cooling System, Bleed Fuel System, Bleed, Brake Fluid Flush Reminder (CBS) Reset, Brake Pedal Pos. Sensor Zero Pos. Compensat., Calibrate Acceleration Sensor, Calibrate Stepper Motors, Calibration Run of the Flap Motors, CAN Learning Messages Reset, Central electronics control unit reset, Classic Memory Reset, Clearing Adaptation Values, Clutch Parameters Adaptation, Coding Data Reset Control, Comfort Operation (via Remote Control), Comfort Turn Signals (Cycles), Coming Home Activation Time, Commissioning Electric Parking Brake, Composition of High-volt Battery Unit: Read_Out Serial Number, Control unit re-start, Controller Coding (07), Deactivate HUD, Deactivate intelligent alternator control, Deactivate Parking Brake For Pad Replacement, Deactivate Transportation Mode, Delete Adaptations, Diesel particulate filter regeneration run, Diesel Particulate Filter Regeneration, Diesel Particulate Filter Register Replacement, Disassembly position of window lifters, Display And Reset Adaptation Values, Drain Fuel Tank, Driver's Door Power Window Regulator Initialisation, Driving Dynamics Sensor Adjustment, DSC Brake Bleed Procedure, ECU Reset, EGR valve mounting position, Electrical Steering Column Adjustment - Partial Normalization, Electrical Steering Column Adjustment Normalization, Electrical Steering Column Adjustment Standardization, EPS: Steering Start-Up, EPS: Teach-in End Stop, ESB Hydraulic-System Bleeding, ESP Control Unit: Restart, ESP Interchange Test, ESP Sensor Ring Test, Exhaust flap adaptation, Exhaust Gas Analysis Maintenance Reset, Exhaust Gas Recirculation Valve Basic Setting, Factory Mode, Fill/Empty Pressure Accumulator, First initialization, Footwell Lighting Dimming (With Open Door), Footwell Lighting Dimming (with Terminal 58d), Front Axle Air Spring Struts Test, Front Brake Pad Wear Indicator Reset, Front Driver/Pass Door Power Window Regulator Initialization, Front Left Air Spring Strut Test, Front left short-range radar sensor: Restart, Front Passenger's Door Power Window Regulator Initialisation, Front Right Air Spring Strut Test, Front right short-range radar sensor: Restart, Fuel Consumption Display Adjustment, Head Restraint Adjustment, Headlight range control functional test, Headlight Washer Activation Delay, Head-up display test, Heating and AC Functions: Drain/Fill the Refrigerant Circuit, High-pressure pump adaptation, High-voltage Battery:Read-Out History of Last Charg Procedure, HV Battery Charge, HV Battery Control Unit Initialization, HVAC: Installation Position of Flap Motors, ICM Sensor Adjustment, Idle Adjustment, Idle Speed Adjust, Idle Speed Set Point, IMA CYL 7, IMA CYL 8, Inclination Sensor Sensitivity, Initialise puncture indicator, Initialization Of Both Front Window Lifters, Initialization Of Both Rear Window Lifters, Initialize New Fuel Pump, Injector Quantity Adjustment, Injector quantity analysis 4-cylinder engine, Injector quantity analysis 6-cylinder engine, Inspection/Service Interval Reset, Instrument cluster: Date/time configuration, Interior Monitoring Sensitivity, Keyless entry: Deactivate/activate, Knock Sensor Adaptation, Learn Steering End Stop, Learned Values Reset, Learning of valve lift control end stops, Leaving Home Time, LIN-bus Reset, Load Regulation Adaptation, Log-in(11) Adaptation(10), Log-in(11) Basic Settings(04), Log-in(11) Controller Coding(07), Log-in(11) or Coding II(11), Main beam assistant system self-test, Manual trailer coupling Initialisation, Microfilter Reset, Mixture Adaptation, Move to exhaust flap installation position, Move to fitting position, MSA Starter Exchange/Reset, MSA: System Check, Neutral Learning Mode, Neutral position detection, Neutral position initialization, Neutral Position Sensor Adapting, Newly Address The Air Distribution Flap Motors, Octane number adjustment 95 RON, Octane Rating Adaptation, ODPF Offset Value, Oil Service Reset, Particle Filter Exchange, Particle Filter Replacement, Passenger Seat Normalization, PDC Sensor Functional Test, Perform Control-

module Reset, Program idling speed, Program Injector 1, Program Injector 2, Program Injector 3, Program Injector 4, Program Injector 5, Rain Sensor Initialization, RDC Initialization, Read airbag igniter circuits status, Read identification of control units, Read out fuel quality counter, Read Out Measured Values For Automatic Transmission, Rear axle adaptation values reset, Rear Axle Air Spring Struts Test, Rear Brake Pad Wear Indicator Reset, Rear Driver/Pass Side Door Pwr Window Regulator Initialization, Rear Left Air Spring Strut Test, Rear left short-range radar sensor: Restart, Rear Lid Basic Setting, Rear Right Air Spring Strut Test, Rear right short-range radar sensor: Restart, Rear Window Outside Mirror Heater Activation Time, Rear-axle diff. lock motor wear data reset, Rear-axle differential lock wear data reset, Registration starter exchange, Remote Control Adaptation, Replace Injector1, Replace Injector2, Replace Injector3, Replace Injector4, Replace refrigerant, Reset Adaptation Parameters, Reset Adaptation Value, Reset adaptation values air mass system, Reset Adaptation Values, Reset after changing NOx sensor, Reset after diesel partic. filter replacement, Reset Auxiliary Heater Start Inhibit, Reset CAN adaptation values, Reset clutch adaptation values, Reset Control Unit, Reset Cooling Media Compressor Gen. 2.0, Reset EGR Adaptation Values, Reset electric fuel pump adaptation values, Reset Flywheel Adaption Values, Reset Fuel Minimum Quantity Adaption, Reset idle adaptation, Reset Injector Adaptation Values, Reset knock control adaptation, Reset Lambda Sensor Adaptation Values, Reset Learned CAN Message, Reset Learning Function, Reset load adaptation, Reset mixture adaption, Reset puncture indicator, Reset Rear Axis and Learned Can Message, Reset Start/Stop Counter, Reset Starter Lock, Reset Steering Angle Calibration, Reset steering wheel paddles, Reset sum of alarm triggers, Reset swirl flap control adaptation values, Reset The Production Mode For The Fuel Pump Control Module, Reset transfer case oil wear data, Reset transmission adaptation values, Reset Transmission Adaption Values, Reset uneven running segment times, Reset valve lift adaptation, Reset VVT minimum lift adaptation, Resetting adaptation values start/stop fct., Resistances of airbag igniter circuits, Rotor Position Sensor Adjustment, Seat belt fastening assistance adaptation, Seat Control Unit Initialization, Seat Occupancy Detection, Front Passenger, Selective (Single) Door Locking, Sensor Unit Zero Position Compensation, Service Requirement Reset, Settings, Slide/Tilt Sunroof Initialization, Spark duration diagnosis - 4 Cylinder, Spark duration diagnosis, Spark Plug Maintenance Reset, Start Auto-address for Flap Motors, State Inspection Reminder Reset, Steering Angle Sensor Adjustment, Steering column adjustment adaptation, Steering column adjustment initialisation, Steering Column Reset Counter For All Blocked Movements, Store Vehicle Reference Level, Suction jet pump activation, Supplementary Heater: Reset Starter Interlock, Teach-in Exhaust Flap Or Move It Into Installation Position, Test DWA sensors, Test of transmission parking lock, Throttle Valve Adaptation, Throttle Valve Basic Setting, Tire Pressure Monitoring: Deactivating The Production Mode, TPMS/RDC - Reset Production Mode, Trailer coupling initialisation, Transfer Box - Calibration, Transfer Box - Replace Control Unit, Transfer Box (VTG): Replace Control Unit, Transfer Box Oil Change, Transfer Box: Repair, Transfer Case Calibration, Transfer case oil change, Transfer case type encoding, Transm. oil check after TC/mechatr. repl., Transmission - Oil Level Adjustments, Transmission flush function, Transmission oil level indicator, Transmission position P adaptation, Transmission setting adaptation, Transportability High-voltage Battery Unit: Electric Assessment, Turbocharger adjustment, Valve current adapting, Valve lift control end stop run-in, Valvetronic Limit Position Learning Mode, Valvetronic Running-in Phase, VANOS Adaptation, Variable camshaft timing adaptation, Variable tract intake manifold adaptation, Visual Comfort Operating/Closing Confirmation, Visual Locking Con?rmation, Window lifter motors: Adapting, Window Lifter Standard Initialization, Windshield Wiper Service Position Adjustment, Zero Speed Learning

504 new Actuation type special tests:

A/C Compressor, ABS Pump Activation Test (5 seconds), AC Compressor, AC Control Panel Button - ALL, AC Control Panel Button - Auto Left, AC Control Panel Button - Auto Right, AC

Control Panel Button - DEFROST, AC Control Panel Button - GBL Minus Left, AC Control Panel Button - GBL Minus Right, AC Control Panel Button - GBL Plus Left, AC Control Panel Button - GBL Plus Right, AC Control Panel Button - HHS, AC Control Panel Button - KLIMA, AC Control Panel Button - LV Left, AC Control Panel Button - LV Right, AC Control Panel Button - MAX AC, AC Control Panel Button - UML AUC, Acoustic Sensor(Buzzer), Activate/Stop/Status DSC Pulse Valves(AVHLAVHR), Activate/Stop/Status DSC Pulse Valves(AVVLAVVR), Activate/Stop/Status DSC Pulse Valves(EVHLEVHR), Activate/Stop/Status DSC Pulse Valves(EVVLEVVR), Actuate of the Blower Output Stage, Actuation, Electric Fuel Pump, Actuator Test, Additional EGR Cooler Bypass, Additional Water Pump for Low-temperature EGR Circuit, Air Flap 1, Air Flow Control 2, Air Intake Test(Analog; Gen. 2), Air Suspension Sensor Initialization, Air Valve 2, Air Valve, AKKS Status, Alarm System Emergency Power Siren, Alarm System Light-Emitting Diode, Auto-Hold Indicator Lamp, AutoHold LED Control, Automatic Engine Start / Stop, Automatic Engine Stop Disable, Auxiliary Heater, Auxiliary Water Pump Low Temp EGR Circuit - Status, Backrest Adjustment, Backrest Adjustment: Width, Backrest Head Adjustment, BDC Terminal_15 (de-)activation, Blinkers, Blow by Heater, BlowBy Heating Element Status, Blower at 80%, Boost Pressure Actuator, Boost Pressure Plate 1 Trigger, Boost Pressure Regulator 1, Boost Pressure Regulator 2, Boost Pressure Regulator Offset, Brake Light, Brake Lights, Brake Line Mix-up test, Button LED, Camera functional test, Check Antennas, Close Slide / Tilt Sunroof (SHD), Close Sliding Head Liner (ESH), Close The Rear Lid, Clutch Function Test With Delete Angle, Clutch Function Test, Compressor Bypass Valve, Compressor Bypass, Compressor Clutch, Consumption Curve, Control Auxiliary Fan, Control Device Replacement Without Value Transfer, Control Flap Motor Addressing - Direction of Movement, Control Tank Ventilation Valve, Control The Electric Cooling Fan, Control Valve In A/C Compressor, Controlled Air Flow Control, Coolant Circuit Thermostat, Coolant System Ventilation, Coolant Temp Operation, Cooling System Ventilation, Cornering Light Functional Test, Cornering Light, Crank Case Vent Heater, Cruise Control Marking Test, Cylinder Homogeneous Equality Function, Defroster Flap 100%, Defroster Flap at 0%, Detection Gasoline In Oil, Determining The Injector, Diagnosis Module, Tank Leakage : Heating, Diagnosis Module, Tank Leakage : Pump, Diagnosis Module, Tank Leakage : Valve, Dim mirror, Disable The Oil Level Sensors, Display Control Test - Bit Pattern 1, Display Control Test - Bit Pattern 2, Display Control Test - Bit Pattern 3, Display Control Test - Bit Pattern 4, Display Control Test - Bit Pattern 5, Display Control Test - Bit Pattern 6, Display Control Test - Bit Pattern 7, Display Control Test - Bit Pattern 8, Display Illumination, Display Test, Divert Air Solenoid Valve, Door Interior Handle Illumination, Driver Seat Normalization, DXC Status, Dynamic-Pressure Flap at 0%, Dynamic-Pressure Flap at 100%, E-Box Fan Control, EGR Bypass Flap, EGR Control, EGR Valve, Electric Auxiliary Water Pump-LIN, Electric Coolant Pump, Electric Fan Actuation, Electric Fan Relay, Electric Fuel Pump on FPC, Electric Fuel Pump, Electric Valve On Active Tank (SCR), Electrical Fan, Electronic Parking Brake - Start-up, Electronic Parking Brake Service Mode Activation, Electronic Parking Brake Service Mode Deactivation, Electronics Box Fan, Emergency Function Auxiliary Water Pump, Emergency Loudspeaker Test, Emission Warning Lamp (MIL), Ended All Actuators Started with Diagnostic, Engine Malfunction Lamp, Engine Mounting, Engine Oil Quantity, ESP Test, Evaluate the Battery State of Charge, Exhaust Flap, Exhaust Gas Recirculation, Exhaust Gas Temp Sensor before OxiCat Status, Exhaust Gas Temperature Pre DPF, Expansion Tank Valve Status, Ext.mirror lane change ass.indic., Exterior Mirror Self Test, Exterior mirror test, Exterior mirror: System self-test, FBM 1 Sensoric Test, FBM 1 Test, FBM 2 Sensoric Test, FBM 2 Test, FBM 3 Sensoric Test, FBM 3 Test, FBM 4 Sensoric Test, FBM 4 Test, FBM 5 Sensoric Test, FBM 5 Test, FBM 6 Sensoric Test, FBM 6 Test, FBM 7 Sensoric Test, FBM 8 Sensoric Test, FBM 8 Test, FDC Status, FGR Status, FIGA Function DSC Status, FKA Blower, Flap Motor Opening - Bel Left Middle, Flap Motor Opening - Bel Left Outside, Flap Motor Opening - Bel Left, Flap Motor Opening - Bel Right Middle, Flap Motor Opening - Bel Right Outside, Flap Motor Opening - Bel Right, Flap Motor Opening - Defrost, Flap Motor Opening - Fan, Flap Motor Opening

- FL Fan, Flap Motor Opening - FL Stau, Flap Motor Opening - Left Foot, Flap Motor Opening - Left Layer, Flap Motor Opening - Left Rear Foot, Flap Motor Opening - Left Rear Layer, Flap Motor Opening - Right Foot, Flap Motor Opening - Right Layer, Flap Motor Opening - Right Rear Foot, Flap Motor Opening - Right Rear Layer, Flap Motor Opening - STAU Pressure, Fog Lights, Fold/Unfold Mirrors, Footwell Flap, Front Left, at 0%, Footwell Flap, Front Left, at 100%, Footwell Flap, Front Right, at 0%, Footwell Flap, Front Right, at 100%, Footwell Flap, Rear Right, at 0%, Fresh Air and Recirculated Air Flap at 0%, Fresh Air and Recirculated Air Flap at 100%, Front Blower, Front Door Power Windows Regulator Initialisation, Front Driver Side Power Window Close, Front Driver Side Power Window Open, Front Left Seat Heater Button, Front Left Seat Heating, Front Passenger Side Power Window Close, Front Passenger Side Power Window Open, Front Right Seat Heater Button, Front Right Seat Heating, Fuel Evaporation Regeneration Valve, Fuel Filter Heater Status, Fuel Filter Heating, Fuel Injector 1, Fuel Injector 2, Fuel Injector 3, Fuel Injector 4, Fuel Injector 5, Fuel Injector 6, Fuel Pressure Regulator, Fuel pump - CAN, Fuel Pump (EKPS) Activation - 120 L/hr, Fuel Pump Activation - Full Load, Fuel Pump Reset, Fuel Pump Timeout, Fuel Pump, Fuel Quality Recognition, Fuel Tank Ventilation Valve, GBX Position Sensor Status, Gear Change Idle Speed Activation, Gear Oil Pump Relay, Generator - Exciter Current Limit, Generator - Load Response, Generator - Nominal Voltage, Generator Control, Glow Plug Relay, GSG Status, Headlight Washer System, Heating-Heater Relay (SCR), Heating-pressure line (SCR), Heating-tank (SCR), Heating-tank 2 (SCR), HFM-Disconnection, High Pressure Compressor Bypass 1, High Pressure Compressor Bypass 2, High Pressure Pump Relay, High Pressure VNT, High Pressure VNT1, High Pressure VNT2, High Voltage Safety Status, High-Beam Headlights, Hill Hold Control Button Led, Horn Relay, Horn, HUD Full Brightness, HV Battery Isolation Test, IBS Current Measurement Control, IHKA Indicator Lights, Illumination (LED AC Max) Control, Illumination (LED AC) Control, Illumination (LED All) Control, Illumination (LED AUC) Control, Illumination (LED Auto Left) Control, Illumination (LED Auto Right) Control, Illumination (LED Defrost) Control, Illumination (LED HHS) Control, Illumination (LED Left Seat Heating 1) Control, Illumination (LED Left Seat Heating 2) Control, Illumination (LED Left Seat Heating 3) Control, Illumination (LED Left Seat Ventilation 1) Control, Illumination (LED Left Seat Ventilation 2) Control, Illumination (LED Left Seat Ventilation 3) Control, Illumination (LED Right Seat Heating 1) Control, Illumination (LED Right Seat Heating 2) Control, Illumination (LED Right Seat Heating 3) Control, Illumination (LED Right Seat Ventilation 1) Control, Illumination (LED Right Seat Ventilation 2) Control, Illumination (LED Right Seat Ventilation 3) Control, Illumination (LED Space) Control, Illumination (LED UML) Control, Injection Valve 1 Control, Injection Valve 2 Control, Injection Valve 3 Control, Injection Valve 4 Control, Injection Valve 5 Control, Injection Valve 6 Control, Injector (1-3) off (Engine Running Injector KILL Test), Injector (1-4) off (Engine Running Injector KILL Test), Injector (1-6) off (Engine Running Injector KILL Test), Injector (1-8) off (Engine Running Injector KILL Test), Injector (7-12) off (Engine Running Injector KILL Test), Injector B1 (1-4) off (Engine Running Injector KILL Test), Injector B2 (5-8) off (Engine Running Injector KILL Test), Injector Cylinder 1: Deactivation, Injector Cylinder 2: Deactivation, Injector Cylinder 3: Deactivation, Injector Cylinder 4: Deactivation, Instrument Cluster Self Test, Insulation Test of Cooling Media Compressor - Active High-Side, Insulation Test of Cooling Media Compressor - Active Low-Side, Insulation Test of Cooling Media Compressor - No Active, Interior Lighting, Lambda Probe Heating Before Kat (Bank1), Lambda Probe Heating Before Kat (Bank2), Lambda Sensor Heater 2 (Bank 1), LED headlamp test, Load Pressure Plate Low Pressure, Load Pressure Plate, Locator Lighting, Lock All Doors, Lock and Enable, Low Pressure Compressor Bypass 1, Low-Beam Headlights, Lower Slide / Tilt Sunroof Glass (SHD), Low-temperature EGR Valve Circuit, Lumbar Support Adjustment, LWR Reference Run, Malfunction Indicator Lamp Test, Measure, Metering in the AGA (SCR), MIL Lamp, Mirror Heating, Mixed Air Flaps at 0%, Mixed Air Flaps at 100%, Most 3DB, Motor Fan Relay, Motor Fan, Move SMC left to bottom left, Move SMC left to bottom right, Move SMC left to top left, Move SMC left to top right, Move SMC right to bottom right, Move SMC right to

top left, Move SMC right to top right, MSA Automatic Motor Start-Stop Disabling, MSA2 DEAK DEAKT, MSA2 DEAK DFSP, MSA2 DEAK EA, MSA2 DEAK EV, MSA2 DEAK FAV, MSA2 DEAK SAV, Normal Sleep Mode, OBD Readiness Values 2, Offset Error in Combined Fuel Pressure and Fuel Temp Sensor, Oil Change QMVH, Oil Pressure Control Trigger, Oil Pressure Control, Oil Pressure Lamp, Oil Pressure Valve (Regulated Oil Pressure System) Control, Open and Close Radiator Blind, Open rear lid contact switch, Open Slide / Tilt Sunroof glass (SHD), Open Sliding Head Liner (ESH), Open Tailgate (Tailgate Lock Must Be Open), OTUR Offset Value, Output Tests (03), Oxygen Sensor Heater Bank 1 Sensor 1, Oxygen Sensor Heater Bank 1 Sensor 2, Oxygen Sensor Heater Bank 2 Sensor 1, Oxygen Sensor Heater Bank 2 Sensor 2, Park Distance Control, Parking Brake Lock Test, Parking brake run-in, Parking Brake: Initial Operation, Parking Brake: Workshop Mode, PCU on CAN Status, PCU/DCDC Converter Status, Persistent Activation and Persistent Deactivation, Piston Cooling Valve, Power Down, Prefeed Pressure Sensor Status, Pressure Sensor on Particulate Filter Status, Prime Line, Pulse-wheel test, Pump - Passive Tank (SCR), Pump Control, Pump-active Tank (SCR), PWM Fuel Pump Timeout, PWM Fuel Pump, QLT Status, Quantity control valve HDP5, Quantity Control Valve Trigger, Radiator Fan, Raise Slide / Tilt Sunroof glass (SHD), Read actual electric fuel pump, Read Configuration, Read HVB Serial Numbers, Read Manufacturer-Specific Data of Flap Motor, Read Out Battery Status, Read Service Needs, Re-Address, Rear center sun blind, Rear Driver and Passenger Window Regulator Initialization, Rear Driver Side Power Window Close, Rear Driver Side Power Window Open, Rear Driver's Door Power Window Regulator Initialisation, Rear Fog Light, Rear left sun blind, Rear Passenger Compartment Footwell Flap Left 0%, Rear Passenger Compartment Footwell Flap Right 100%, Rear Passenger Door Power Window Regulator Initialisation, Rear Passenger Side Power Window Close, Rear Passenger Side Power Window Open, Rear Passenger's Door Power Window Regulator Initialisation, Rear right sun blind, Rear Rotation Angle Control, Rear window lifter: Close, Rear window lifter: Open, Rear Wiper, Refrigerant Circuit Switch Valve, RL window lifter open and close, RR window lifter open and close, Run in Protection for A/C Compressor, Seat Adjustment/Seat Angle Down, Seat Adjustment/Seat Angle Up, Seat Cushion Extension, Seat Fore-And-Aft Adjustment, Seat Height Adjustment, Front, Seat Ventilation Left Button, Seat Ventilation Right Button, Service Function Measured Data Wheel Electronics, Servo Motor And Clutch Actuation, Set Front Footwell Flaps to 0%, Set Front Footwell Flaps to 100%, Set Front Stratification Flaps to 0%, Set Front Stratification Flaps to 100%, Set Temperature on AC Control - Left, Set Temperature on AC Control - Right, Set the Running-in Protection for Air-condition Compressor, Set the Running-in Protection for Air-conditioning Compressor, Set Voltage BSD, Shut-off Injector 5, Shut-off Injector 6, SHZH Dosing Pump, SHZH Fuel Warm-Up, SHZH Gluestift, SHZH Test Run, Simulate Pressing The Audio Buttons - Eject, Simulate Pressing The Audio Buttons - Mode, Simulate Pressing The Audio Buttons - On/Off, Simulate Pressing The Audio Buttons - Search Left, Simulate Pressing The Audio Buttons - Search Right, Simulate Pressing The Audio Buttons - TP, Smooth running evaluation - 4 Cylinder, Smooth running evaluation, Solenoid Valve, Tank Ventilation, Solenoid Valve, Secondary Air, Sound damper, Speed Cooling Media Compressor, Spin Flap, Start Relay, Start Up High Voltage Battery, Starter, Start-up EDC, Steering Wheel Vibration, Stepper Motors Self Test, Stratification Flap, Front Left, at 0%, Stratification Flap, Front Left, at 100%, Stratification Flap, Front Right, at 0%, Stratification Flap, Front Right, at 100%, Stratification Flap, Rear Left, at 0%, Stratification Flap, Rear Left, at 100%, Stratification Flap, Rear Right, at 0%, Stratification Flap, Rear Right, at 100%, Supply Injection, Ignition Relay HDPI, Suppress Mirror Glare, Switch Info Display Off/On, Switch ON / OFF Night Vision Camera Lens Heater, Switch ON / Switch OFF Person Recognition, System Lamp Test, System Self-Test, System Test, Tail Lights, Tank Ventilation Valve Actuation, Temporary Activation and Temporary Deactivation, Test Card, Test Pump Available Control, Test Screen, Thermostat Control, Throttle Control, Throttle Valve Actuation 100%, Throttle Valve, Throttle Valve, Bank 2, Time Controlled Sleep Mode, Trigger Motor Bearings, Turbocharger Coolant Pump, Turn-Signal Indicator Light

(Flashing To Indicate Defect), Turn-Signal Indicator Light (Normal Flashing), Unlock All Doors, Unlock Rear Lid, Valve Coolant Expansion Tank, Vanos Exhaust Valve, Vanos Intake Valve, Variable Intake System 1, Variable Intake System 2, VDM: Study the Adjustment Value, Ventilation Flap, Left, at 0%, Ventilation Flap, Left, at 100%, Ventilation Flap, Right, at 0%, Ventilation Flap, Right, at 100%, VTG Function Check, VVT (VANOS) Relief Relay, VVT Deviation, VVT High Current Control, VVT Tests, Water Pump Control, Wheel Electronics - Warning and Calibration Data, Wheel Speed Sensor Functional Test, Wheel Speed Sensor Supply, Windscreen Washer Pump, Wiper end position test, Wiper Service Position

New Volkswagen Coverage

28 new Adjustment type special tests:

Activate/Deactivate Roller Dynamometer Mode, Adaptation (10) / Long Adaptation (0A), Adaption After Adjustment, Basic Settings (04), Braking to Standstill, Brightness Class Headlight Adaption, Coding Container Part Number, Coding Container Version, Collision Prevention 1 (Special Methods 1), Collision Prevention 2 (Front-Assist), Controller Coding (07), EEPROM Address, Hydraulic Brake Assistant (Special Methods 2), Locking for Coding/Flashing, Log-in(11) Adaptation(10), Log-in(11) Basic Settings(04), Log-in(11) Controller Coding(07), Log-in(11) or Coding II(11), Quickstart - Reset Of Adaption Values, Reset of Adjustment/Calibration Values, Security Access (16) Adaptation (10) / Long Adaptation (0A), Security Access(16) Basic Settings (04), SWaP Function Crypt Data ID, SWaP Function Transfer Crypt Data, System Shut-off, Transfer Configuration, Variant Encoding, Vehicle Equipment Code And Production Number Combination

58 new Actuation type special tests:

Add Highbeam Test Controlstate Data 2, Additional Light Functions Test Control Value, Additional Main Beam Test Control Value, Current Reduced Laser Light Control Control Value, Daytime Running Light Test 2 Control Value, Daytimerunninglight Test Controlstate Data 2, Designlight Test Controlstate Data 2, Dynamic Headlight Range Control Test Control Value, Dynamic Light Function Test Control Value, Extender Module Test Control Value, Fail Safe Light Test Control Value, FAN 1 2 Test Controlstate Data 2, FAN 1 Test Controlstate Data 2, FAN 2 Test Controlstate Data 2, FAN 3 Test Controlstate Data 2, FAN 4 Test Controlstate Data 2, Headlamp Fan 1 Test Control Value, Headlamp Fan 2 Test Control Value, Headlamp Fans Test Control Value, Heating Test Control Value, High Beam Test Control Value, Highbeam Test Controlstate Data 2, Highside Channel 1 Test Control Value, Highside Channel 2 Test Control Value, Highside Channel 3 Test Control Value, Highside Channel 4 Test Control Value, Highside Channel Test Control Value, Lane Chng Asst Warn Lmp In Lt Exterior Mir Ctrl Val On Off, Lane Chng Asst Warn Lmp In Rt Exterior Mir Ctrl Val, LED Channel 1 Test Control Value, LED Channel 2 Test Control Value, LED Channel 3 Test Control Value, LED Channel 4 Test Control Value, Lens Heater Control Value, Logic Channel 1 Test Control Value, Logic Channel 2 Test Control Value, Lowbeam Test Controlstate Data 2, Lower Beam Test Control Value, LWR Position Test Controlstate Data 2, Matrixbeam Test Control Value, Move Headlamp Vertically Test Control Value, Output Tests (03), Parking Light Test 2 Control Value, Positionlight Test Controlstate Data 2, Request Cleaning Laser Scanner Test Control Value, Side Light Test 2 Control Value, Side Marker Light Test Control Value, Sidemarkers Test Controlstate Data 2, Signature Light Test Control Value, Speed Change Of Mirror Adjustment Motor Test Control Value, Static Cornering Lighting Test 2 Control Value, Static Cornerlight Test Controlstate Data 2, System Adjustment Control Value, System Adjustment, System Identification, Theft Protection Control Value, Theft Protection, Turn Signal Light Test Control Value

Bosch Automotive Service Solutions Inc.

28635 Mound Road

Warren, MI 48092

USA

tech@boschdiagnostics.com

855-267-2483